


LIPSCOMB BISON BASKETBALL



Contact: Trevor Garrett • Associate A.D./External Affairs • Phone: (615) 479-6133 • E-mail: trevor.garrett@lipscomb.edu
 Website: www.LipscombSports.com • Address: One University Park Drive, Nashville, TN 37204 • Fax: (615) 966-1806

Game #2 - Sunday, Nov. 13 - 7:15 p.m.
Lipscomb (1-0) vs. Gardner-Webb (0-1)
Allen Arena - Nashville, Tenn.

Schedule/Results (1-0, 0-0 A-Sun)

N-1	Freed-Hardeman (Exh)	W, 97-69
N-11	Fort Valley State	W, 96-53
N-13	Gardner-Webb	7:15 p.m.
N-17	@ Illinois %	8:00 p.m.
N-19	@ Illinois State %	4:00 p.m.
N-22	vs. SIU Edwardsville %	12:30 p.m.
N-23	vs. Hampton/Sacred Heart %	TBD
N-28	Austin Peay	6:30 p.m.
D-1	Mercer *	7:15 p.m.
D-3	Kennesaw State *	Noon
D-6	UT Martin	6:30 p.m.
D-10	@ Tennessee Tech	7:00 p.m.
D-15	@ Murray State	7:00 p.m.
D-19	@ Memphis	6:00 p.m.
D-21	@ Iowa State	7:00 p.m.
J-2	@ Jacksonville *	6:30 p.m.
J-4	@ North Florida *	6:45 p.m.
J-6	@ Belmont *	7:00 p.m.
J-14	Florida Gulf Coast *	6:30 p.m.
J-16	Stetson *	6:30 p.m.
J-21	@ ETSU *	3:00 p.m.
J-23	@ USC Upstate *	6:00 p.m.
J-28	North Florida *	6:30 p.m.
J-30	Jacksonville *	6:30 p.m.
F-3	Belmont *	6:00 p.m.
F-11	@ Stetson *	2:15 p.m.
F-13	@ Florida Gulf Coast *	6:00 p.m.
F-18	USC Upstate *	6:30 p.m.
F-20	ETSU *	6:30 p.m.
F-23	@ Mercer *	6:30 p.m.
F-25	@ Kennesaw State *	4:00 p.m.
F29-M3	Atlantic Sun Tournament	TBD

All times Central
 % Cancun Challenge
 * Atlantic Sun Game

Bisons on the Air

Radio: WPRT-FM 102.5 The Game
 (Jonathan Seamon, play-by-play; Justin Seamon, color analyst; Craig Hartline, studio host)

Online Video: ASun.TV (Lipscomb Sports Network audio feed)

THE GAME

The Lipscomb Bisons host former Atlantic Sun foe and current Big South Conference member Gardner-Webb Sunday evening at 7:15. A win for the Bisons gives them a 2-0 start for the first time since the 2006-07 season and for only the second time since moving to the NCAA.

Gardner-Webb leads the all-time series 8-7. The teams met twice a year from the 2000-01 to 2007-08 seasons with the exception of the 2002-03 season when the squads didn't play. Lipscomb is 4-2 in Allen Arena against Gardner-Webb and has won the last four meetings in Allen.

Lipscomb defeated Fort Valley State 96-53 at home Friday. Senior Justin Glenn paced the Bisons with 16 points on 7-of-7 shooting. Also in double figures for the Bisons were guard Zavion Williams with 14, guard Deonte Alexander with 12, guard Robert Boyd with 11 and guard Carter Sanderson with 10.

Gardner-Webb is coming off a 65-44 loss at Clemson Friday night. The game was tied at halftime, but Clemson held a 36-15 second half advantage. Gardner-Webb was led by Laron Buggs with 14 points and seven rebounds. The Bulldogs shot a cool 31.1 percent connecting on 14 field goals in 45 attempts.

QUICK HITS

- With Friday's victory against Fort Valley State, Lipscomb improved to 10-1 in home openers in Allen Arena and moved to 12-0 at home in regular season games against teams that are not in Division I.
- Friday's 43-point win was Lipscomb's largest since defeating Oakland City 121-54 (67 points) on Nov. 15, 2008.
- The A-Sun coaches selected Jordan Burgason to the preseason All-Atlantic Sun Team.
- Allen Arena's court will be named after long-time coach Don Meyer in a ceremony on Dec. 3.
- Last season, Burgason sank an average of 2.8 three-pointers per contest, which led the A-Sun. His 84 total three-point field goals ranked second only to

By the Numbers...

32 FVSU's 32 turnovers were the most by a LU opponent in the NCAA era

63.8% LU's newcomers scored 63.8% of the Bisons points Friday

6 LU has won six straight Sunday games (last loss @ South Carolina 11/19/2006)

Bisons on the Web

For videos, game notes, rosters, statistics and other information on Lipscomb Bison Basketball, visit the official home of Lipscomb Sports:

www.LipscombSports.com

North Florida's Parker Smith (90). His .418 three-point percentage was fifth-best in the league.

- The Bisons have posted a winning record in A-Sun play in seven-straight seasons, which dates back to the 2004-05 season. Over that time, Lipscomb has only once failed to reach double-digit conference wins (2007-08) when they posted a 9-7 league mark.

- Lipscomb must replace several key players from last season's squad with the departure of Adnan Hodzic, Josh Slater, Brandon Brown and Brandon Barnes. The quartet accounted for 63.1 percent of the team's points last season and 58.2 percent of the rebounding.

- Head Coach Scott Sanderson is the second-longest tenured coach in the A-Sun as he enters his 13th season as Bisons Head Coach. He's two wins shy of 200 at Lipscomb.

- Burgason hit seven three pointers in three contest last year becoming the first A-Sun player to perform the feat since Troy's Bobby Dixon in the 2004-05 season.

POLL ACTION

Lipscomb was selected by the A-Sun coaches and media to finish sixth in the conference preseason poll. The Bisons were one vote shy of Mercer in the coaches' poll for fifth place. Belmont was picked to win the league in both polls.

NOT THE MOST INEXPERIENCED

Lipscomb has seven freshman on its 2011-12 roster and returns 28.6 percent of its scoring from last year.

Air Force leads the country with 11 freshmen and is one of 12 schools with seven or more freshmen.

St. John's returns just 3.7 percent of its scoring (85-of-2,313) and is one of seven schools to return less than 20 percent of their scoring.

TRENDS TO WATCH

- After shooting 35.2 percent (37-of-105) from the three-point line in the first 16 games of last season, Jordan

LIPSCOMB PROBABLE STARTERS

POS.	NO.	NAME	CLASS	GP-GS	PPG	RPG	APG
G	2	Zavion Williams	Fr.	1-1	14.0	5.0	3.0
G	5	Jacob Arnett	Jr.	1-1	9.0	5.0	5.0
G	12	Robert Boyd	So.	1-1	11.0	6.0	3.0
C	15	Justin Glenn	Sr.	1-1	16.0	7.0	2.0
F	22	Damarius Smith	R-Fr.	1-1	5.0	2.0	1.0

FIRST OFF THE BENCH

G	4	Deonte Alexander	Jr.	1-0	12.0	1.0	1.0
G	10	Jordan Burgason	Sr.	0-0	--	--	--
F	35	Martin Smith	Fr.	1-0	6.0	1.0	1.0
F	52	Malcolm Smith	Fr.	1-0	9.0	7.0	1.0
F	55	Marvin Williams	Fr.	1-0	4.0	2.0	0.0

Burgason has found his stroke hitting 49.0 percent (47-of-96) of his treys in the last 14 games of the season

- After the Alabama game on Dec. 21, Lipscomb went 0-6 when Jacob Arnett had zero assists.

- In the final ten games of the season, Arnett had a 2.5 assist-to-turnover ratio.

EXPERIENCE SWITCH

Last year the Bisons returned 12 letterwinners with 625 games played and 317 combined starts.

This year the Bisons return only four letterwinners from last year's squad that went 17-13. The four combine for 261 games played and 97 starts.

RANKED OPPONENTS

Lipscomb is 0-6 all-time against ranked opponents. The Bisons play #11/9 Memphis for the second consecutive year at the FedExForum on Dec. 19.

12/29/06	#8/8	Alabama	L,	80-58
12/8/07	#23/25	Vanderbilt	L,	90-67
11/24/09	#17/18	Ohio State	L,	84-64
11/12/10	#8/8	North Carolina	L,	80-66
11/22/10	#12/13	Baylor	L,	72-60
12/30/10	#22/21	Memphis	L,	88-70

CONSECUTIVE LONGBALLS

Junior guard Jordan Burgason hit a 3-pointer in 41 consecutive games from

Lipscomb Quick Facts

Founded.....	1891
Enrollment.....	4,189
Type.....	Private, Liberal Arts
Nickname.....	Bisons
Facility.....	Allen Arena
Capacity.....	5,028
Athletic Affiliation.....	NCAA Division I
Conference.....	Atlantic Sun
President.....	Dr. L. Randolph Lowry III
Athletic Director.....	Philip Hutcheson
Assoc. A.D., Academics/SWA.....	Linda Gamer
Assoc. A.D., Compliance/Budgets.....	John Ezell
Assoc. A.D., External Affairs.....	Trevor Garrett
Assoc. A.D., Spiritual Formation:.....	Brent High
Assoc. A.D., Development.....	Andy Lane
Faculty Athletic Rep.....	Dr. Kent Johnson
Athletic Dept. Phone.....	(615) 966-5850
Athletic Dept. Fax.....	(615) 966-1806

Communications

Assoc. A.D./Ext. Affairs.....	Trevor Garrett
Phone.....	(615) 966-5990
Cell.....	(615) 479-6133
E-mail.....	trevor.garrett@lipscomb.edu
Dir./Media Relations.....	Mark McGee
Phone.....	(615) 966-5862
E-mail.....	mark.mcgee@lipscomb.edu
Communications Mgr.....	Jamie Gilliam
E-mail.....	jamie.gilliam@lipscomb.edu
Communications Asst.....	Colby Wilson
E-mail.....	colby.wilson@lipscomb.edu
Fax.....	(615) 966-1806
Website.....	www.LipscombSports.com
Press Row.....	(615) 966-7051

Feb. 14, 2009 to Nov. 22, 2010. Burgason's streak ended with a dry night from downtown against UT Martin on Nov. 27. At the streak's end, it was the longest active streak in the nation.

EARLY SIGNS

Lipscomb signed John Ross Glover from the University School of Jackson in Jackson, Tenn., and Charles Smith from Southwind High School in Memphis, Tenn., to National Letters of Intent during the fall signing period.

Glover, a 6-foot-5 guard/forward, was the 2011 TSSAA Division II Mr. Basketball recipient as a junior. He averaged 22.7 points and 7.8 rebounds last year as a junior.

Smith is a 6-foot-9, 190-pound forward/center with a tremendous upside.

DON'T BLOW THE WHISTLE

Lipscomb was 0-4 on Saturday's after Christmas last year. Once the major conferences settle into a regular schedule, the "Big Six" conferences select their officials first leaving the A-Sun with fewer officials to choose from on certain days, especially Saturday's. Lipscomb games have been called a lot tighter on Saturday's than non-Saturday's starting with the second Tuesday of January.

2011

Non-Saturday's - 36.8 fouls per game
 Saturday's - 57.3 fouls per game
 Difference - +20.5 fouls per game

Average for 2010 and 2011

Non-Saturday's - 33.8 fouls per game
 Saturday's - 49.1 fouls per game
 Difference - +15.3 fouls per game

BISONS IN ALLEN ARENA

Lipscomb is 94-39 in Allen Arena. Since the start of the 2004 season, the Bisons hold a 75-18 advantage over visiting opponents. Lipscomb recorded its 50th win in Allen Arena on Jan. 7, 2007 with a 89-68 victory over Mercer. Allen Arena hosted the 2008 and 2009 Atlantic Sun Conference Tournaments.

"S" OR NO "S"

The plural of 'bison' is bison, but at Lipscomb we are the Bisons.

HISTORY LESSON

Lipscomb University was established in 1891 by David Lipscomb and James A. Harding as the Nashville Bible School. Nearly 30 years later, the school was renamed David Lipscomb College after Lipscomb passed away. In 1988, Lipscomb became known as David Lipscomb University, but, in 1994, the "David" was legally dropped. Lipscomb is affiliated with the Churches of Christ.

WE BATTLE

The "Battle of the Boulevard" is an annual rivalry against Belmont University, located less than three miles from each other down Belmont Boulevard. Since Dec. 11, 1953, the two schools have faced of 128 times with Lipscomb leading the series 72-56.

LET'S SCORE 4000+ POINTS

The top two all-time leading scorers in college basketball history (NCAA or NAIA) belong to the Lipscomb Bisons. John Pierce is college basketball's all-time leading scorer with 4,230 career points and current Lipscomb AD Philip Hutcheson, who concluded his career as the nation's all-time leading scorer, ranks second all-time with 4,106 career points. The NCAA record for career points is held by LSU's "Pistol" Pete Maravich, who totaled 3,667 points.

NAIA POWERHOUSE

From 1988-2001, Lipscomb won more basketball games than any other college or university in the nation, posting an amazing 356 wins and only 56 losses. Prior to the impressive streak, Lipscomb won the 1986 NAIA national championship. The Bisons averaged more than 32 wins per year and, in 1990, set a national record by winning 41 games. Lipscomb finished in the NAIA Top 20 for 13 straight seasons, including seven top-five finishes in the last 10 years in the NAIA.

The Sanderson File

Head Coach Scott Sanderson

Alma Mater: South Carolina (1984)
 Overall Record: 282-190 (16th year)
 Lipscomb Record: 198-165 (13th year)

Year-by-Year Record

<i>University of Mobile</i>		
1996-97	23-10	.697
1997-98	27-9	.750
1998-99	34-6	.850
<i>Lipscomb University</i>		
1999-00	34-4	.895
2000-01	21-7	.750
2001-02	6-21	.222
2002-03	8-20	.286
2003-04	7-21	.250
2004-05	16-12	.571
2005-06	21-11	.656
2006-07	18-13	.581
2007-08	15-16	.484
2008-09	17-14	.548
2009-10	17-13	.567
2010-11	17-13	.567
2011-12	1-0	1.00
16 yrs	282-190	.597

- Sanderson is the son of former Alabama Coach Wimp Sanderson
- Sanderson played guard and lettered four years at South Carolina
- Graduate Assistant at South Carolina (1984-85) and Virginia (1987-88)
- Assistant coach at Faulkner (1985-87), New Orleans (1988-90), and Colorado (1990-96)
- 2005-06 A-Sun Coach of the Year
- 1999-00 NAIA Coach of the Year
- 1998-99 Basketball Times NAIA Coach of the Year
- Sanderson and his wife Ronda have four sons - Carter, Clint, Garrett and Grant

NCAA-era Summary (2001-02 to present)

Overall Record	143-154
Home Record	95-39
Road Record	41-103
Record at Neutral Sites	7-12
Record v. Current A-Sun Teams:	65-54

Game #2 · Lipscomb vs. Gardner-Webb · Page 4

Tracking the Bisons

	2011-12	Career
20+ Points		
Jordan Burgason	0	9
Robert Boyd	0	1
10+ Points		
Jordan Burgason	0	37
Robert Boyd	1	5
Jacob Arnett	0	3
Justin Glenn	1	3
Zavion Williams	1	1
Carter Sanderson	1	1
Deonte Alexander	1	1
10+ Rebounds		
none		
5+ Assists		
Jacob Arnett	1	9
Jordan Burgason	0	3
Robert Boyd	0	3
4+ 3-Pointers		
Jordan Burgason	0	25
3+ Steals		
Robert Boyd	0	4
Jordan Burgason	0	3
Jacob Arnett	0	1
Zavion Williams	1	1
Deonte Alexander	1	1
3+ Blocks		
none		
Double-Doubles		
none		

In case you were wondering...

Lipscomb's record when:

At home:	1-0
On the road:	0-0
At a neutral site:	0-0
In November:	1-0
In December:	0-0
In January:	0-0
In February:	0-0
In March:	0-0
When scoring 90+	1-0
When scoring 80-89	0-0
When scoring 70-79	0-0
When scoring 60-69	0-0
When scoring 50-59	0-0
When scoring less than 50	0-0
When allowing 90+	0-0
When allowing 80-89	0-0
When allowing 70-79	0-0
When allowing 60-69	0-0
When allowing 50-59	1-0
When allowing less than 50	0-0
When shooting over 43%	1-0
When shooting under 43%	0-0
When shooting exactly 43%	0-0
When hitting more FT than opponent:..	1-0
When hitting less FT than opponent ...	0-0
When hitting the same number	0-0
When hitting more than 7 3pt FG .	0-0
When hitting less than 7 3pt FG ...	1-0
When hitting exactly 7 3pt FG	0-0
When committing...	
Fewer turnovers than opponents ..	1-0
More turnovers than opponents	0-0
Same number of turnovers	0-0
With...	
No players in double-figures	0-0
One players in double-figures	0-0
Two players in double-figures	0-0
Three players in double-figures	0-0
Four players in double-figures	0-0
Five players in double-figures	1-0
Six players in double-figures	0-0
Seven players in double-figures ...	0-0

Lipscomb in the A-Sun

(Through games of 11/11)

Team

Rankings unavailable

Individual (Only players in Top 10)

Rankings unavailable

Lipscomb in the Nation

(Through games of 11/11)

Team (Only rankings in Top 100)

Rankings unavailable

Individual (Only players in Top 100)

Rankings unavailable

TEAM GAME-BY-GAME COMPARISON

Opponent	1st	2nd	Score	Mar	Total FG	FG Pct	3-Pointers	3FG Pct	Free Throws	FT Pct	Rebounds	Mar	Assist	TOver	Block	Steal	Fouls
FORT VALLEY STATE	55/21	41/32	96-53	+43	35-66/21-56	.530/.375	6-17/2-19	.353/.105	20-30/9-15	.667/.600	42/33	+9	19/7	22/32	2/3	16/11	18/28
GARDNER-WEBB																	
at Illinois																	
at Illinois State																	
vs. SIU Edwardsville																	
vs. TBD																	
AUSTIN PEAY																	
* MERCER																	
* KENNESAW STATE																	
UT MARTIN																	
at Tennessee Tech																	
at Murray State																	
at Memphis																	
at Iowa State																	
* at Jacksonville																	
* at North Florida																	
* at Belmont																	
* FLA. GULF COAST																	
* STETSON																	
* at ETSU																	
* at USC Upstate																	
* NORTH FLORIDA																	
* JACKSONVILLE																	
* BELMONT																	
* at Stetson																	
* at Fla. Gulf Coast																	
* USC UPSTATE																	
* ETSU																	
* at Mercer																	
* at Kennesaw State																	

A-Sun Standings

Team	Conf.	Overall
Lipscomb	0-0 .000	1-0 1.00
Mercer	0-0 .000	1-0 1.00
Stetson	0-0 .000	1-0 1.00
Belmont	0-0 .000	0-1 .000
ETSU	0-0 .000	0-1 .000
FGCU	0-0 .000	0-1 .000
Jacksonville	0-0 .000	0-1 .000
Kennesaw St	0-0 .000	0-1 .000
North Florida	0-0 .000	0-1 .000
USC Upstate	0-0 .000	0-1 .000

(Standings as of Nov. 12, 2011)

Miscellaneous Statistics

Current Streak:	Won One (Nov. 11 to present)
Longest Win Streak:	One (Nov. 11 to present)
Longest Losing Streak:	none
Current Home Streak:	Won One (Nov. 11 to present)
Current Road Streak:	Lost One (Feb. 26 to present)
Largest Margin of Victory:	43 points (vs. Fort Valley State, 96-53, Nov. 11)
Largest Margin of Defeat:	none
Smallest Margin of Victory:	43 points (vs. Fort Valley State, 96-53, Nov. 11)
Smallest Margin of Defeat:	None

Sunday's Atlantic Sun Games

Gardner-Webb @ Lipscomb, 7:15

All Times Central

LEADERS AND STARTING LINEUPS

Opponent	Date	Score	G	G	G	C	F	High Points	High Rebounds
FORT VALLEY STATE	11/11/11	96-53	Z Williams	Boyd	Arnett	Glenn	D Smith	16, Justin Glenn	7, Glenn/MalSmith
GARDNER-WEBB	11/13/11								
at Illinois	11/17/11								
at Illinois State	11/19/11								
vs. SIU Edwardsville	11/22/11								
vs. TBD	11/23/11								
AUSTIN PEAY	11/28/11								
* MERCER	12/1/11								
* KENNESAW STATE	12/3/11								
UT MARTIN	12/6/11								
at Tennessee Tech	12/10/11								
at Murray State	12/15/11								
at Memphis	12/19/11								
at Iowa State	12/21/11								
* at Jacksonville	1/2/12								
* at North Florida	1/4/12								
* at Belmont	1/6/12								
* FLA. GULF COAST	1/14/12								
* STETSON	1/16/12								
* at ETSU	1/21/12								
* at USC Upstate	1/23/12								
* NORTH FLORIDA	1/28/12								
* JACKSONVILLE	1/30/12								
* BELMONT	2/3/12								
* at Stetson	2/11/12								
* at Fla. Gulf Coast	2/13/12								
* USC UPSTATE	2/18/12								
* ETSU	2/20/12								
* at Mercer	2/23/12								
* at Kennesaw State	2/25/12								

Record vs. A-Sun

School	Overall	Tourn.
Belmont	8-9	0-1
ETSU	4-10	0-2
FGCU	6-1	0-0
Jacksonville	7-11	0-2
Kennesaw St.	7-5	0-1
Mercer	12-6	2-1
UNF	8-3	0-0
USC Upstate	6-2	0-0
Stetson	8-9	0-0

Records by Lineup

Williams, Arnett, Boyd, Smith, Glenn 1-0

Player	Games Played	2011-12 Starts	Career Starts
Jordan Burgason	90	0	36
Jacob Arnett	60	1	30
Justin Glenn	94	1	21
Robert Boyd	30	1	13
Damarius Smith	1	1	1
Zavion Williams	1	1	1
Carter Sanderson	1	0	0
Deonte Alexander	1	0	0
Chad Johnson	1	0	0
Martin Smith	1	0	0
Malcolm Smith	1	0	0
Marvin Williams	1	0	0

Game #2 · Lipscomb vs. Gardner-Webb · Page 7



Lipscomb Basketball Lipscomb Combined Team Statistics (as of Nov 11, 2011) All games



RECORD:	OVERALL	HOME	AWAY	NEUTRAL
ALL GAMES	1-0	1-0	0-0	0-0
CONFERENCE	0-0	0-0	0-0	0-0
NON-CONFERENCE	1-0	1-0	0-0	0-0

#	Player	gp-gs	min	avg	Total		3-Point		F-Throw		Rebounds				pf	dq	a	to	blk	stl	pts	avg		
					fg-fga	fg%	3fg-fga	3fg%	ft-fa	ft%	off	def	tot	avg										
02	WILLIAMS, Zavion	1-1	23	23.0	5-10	.500	0-2	.000	4-6	.667	1	4	5	5.0	3	0	3	2	0	4	14	14.0		
03	SANDERSON, Carter	1-0	16	16.0	3-6	.500	2-3	.667	2-2	1.000	0	3	3	3.0	2	0	2	1	0	0	10	10.0		
04	ALEXANDER, Deonte	1-0	23	23.0	4-8	.500	2-5	.400	2-2	1.000	0	1	1	1.0	2	0	1	1	0	4	12	12.0		
05	ARNETT, Jacob	1-1	17	17.0	4-5	.800	1-2	.500	0-1	.000	0	5	5	5.0	0	0	5	1	0	2	9	9.0		
12	BOYD, Robert	1-1	20	20.0	4-10	.400	1-4	.250	2-3	.667	1	5	6	6.0	1	0	3	2	1	0	11	11.0		
15	GLENN, Justin	1-1	19	19.0	7-7	1.000	0-0	.000	2-2	1.000	4	3	7	7.0	3	0	2	2	1	2	16	16.0		
20	JOHNSON, Chad	1-0	5	5.0	0-0	.000	0-0	.000	0-0	.000	0	0	0	0.0	0	0	0	2	0	0	0	0.0		
22	SMITH, Damarius	1-1	21	21.0	2-4	.500	0-0	.000	1-2	.500	0	2	2	2.0	1	0	1	3	0	1	5	5.0		
35	SMITH, Martin	1-0	24	24.0	1-5	.200	0-1	.000	4-5	.800	0	1	1	1.0	1	0	1	3	0	2	6	6.0		
52	SMITH, Malcolm	1-0	26	26.0	3-9	.333	0-0	.000	3-7	.429	5	2	7	7.0	4	0	1	4	0	0	9	9.0		
55	WILLIAMS, Marvin	1-0	6	6.0	2-2	1.000	0-0	.000	0-0	.000	2	0	2	2.0	1	0	0	1	0	1	4	4.0		
Team											1	2	3											
Total.....		1	200		35-66	.530	6-17	.353	20-30	.667	14	28	42	42.0	18	0	19	22	2	16	96	96.0		
Opponents.....		1	200		21-56	.375	2-19	.105	9-15	.600	11	22	33	33.0	28	-	7	32	3	11	53	53.0		

TEAM STATISTICS	LIP	OPP	Date	Opponent	Score	Att.
SCORING	96	53	11/11/11	FORT VALLEY STATE	w 96-53	1769
Points per game	96.0	53.0	* - Conference game			
Scoring margin	+43.0	-				
FIELD GOALS-ATT	35-66	21-56				
Field goal pct	.530	.375				
3 POINT FG-ATT	6-17	2-19				
3-point FG pct	.353	.105				
3-pt FG made per game	6.0	2.0				
FREE THROWS-ATT	20-30	9-15				
Free throw pct	.667	.600				
F-Throws made per game	20.0	9.0				
REBOUNDS	42	33				
Rebounds per game	42.0	33.0				
Rebounding margin	+9.0	-				
ASSISTS	19	7				
Assists per game	19.0	7.0				
TURNOVERS	22	32				
Turnovers per game	22.0	32.0				
Turnover margin	+10.0	-				
Assist/turnover ratio	0.9	0.2				
STEALS	16	11				
Steals per game	16.0	11.0				
BLOCKS	2	3				
Blocks per game	2.0	3.0				
ATTENDANCE	1769	0				
Home games-Avg/Game	1-1769	0-0				
Neutral site-Avg/Game	-	0-0				

Score by Periods	1st	2nd	Totals
Lipscomb	55	41	96
Opponents	21	32	53



Scott Sanderson

Head Coach - 13th Season
South Carolina (1984)

Scott Sanderson was named the head coach for the Lipscomb

Bisons basketball team in June 1999. He is the only coach for the Bisons since the transition to NCAA Division I play.

Sanderson, in his 13th season at the helm of the Bisons program, has led Lipscomb to a record of 197-165. He is 281-190 overall as a head coach.

He won Atlantic Sun regular season championships in 2006 and 2010. Sanderson led the Bisons to the program's first ever post-season appearance in the NIT Tournament in 2006. He was named Atlantic Sun Coach of the Year that season.

In the seven years since the Bisons were allowed to compete for the Atlantic Sun Championship, Sanderson's Bisons have won 56.8 percent of their games and averaged 17.3 wins per season.

His best season since the Bisons joined the Atlantic Sun Conference was 2005-06. He reaped the benefits of his hard work as the Bisons tied for the regular season championship in the Atlantic Sun Conference, advanced to the finals of the conference tournament and made the school's first-ever appearance in the National Invitation Tournament with a first round trip to Texas-El Paso. The Bisons finished 15-5 in the conference, 21-11 overall.

Sanderson won his second Atlantic Sun Conference regular season title in 2009-10. Led by junior all-conference selections Josh Slater and Adnan Hodzic, the Bisons finished 14-6 in the conference and earned the No. 1 seed in the tournament.

Hodzic, a native of Sarajevo, Bosnia, and Slater, a product of David Lipscomb Campus School, began their Lipscomb careers in 2007 and were a dynamic duo for Sanderson over their four years.

Hodzic scored 2,002 points for sixth most all-time in Lipscomb history and was a three-time all-conference selec-

tion. He was an Associated Press Honorable Mention All-American his junior year. Slater finished with career 1,602 points and was a two-time all-conference selection.

When Sanderson arrived on campus for the 1999-2000 season, he inherited a program that was in turmoil due to the switch in affiliations and the loss of veteran coach Don Meyer.

With only seven players returning from the previous season Sanderson went out and recruited several talented players. Sanderson made his mark quickly winning his first 16 games during the 1999-2000 season. The Bisons finished the season 34-4, good enough for a No.2 ranking nationally in the NAIA. The Bisons advanced to the "Elite Eight" in the NAIA National Tournament.

Sanderson began his head coaching career at the University of Mobile where he posted an 84-25 record over three seasons. The 1998-99 team won 34 games, a school record. The 1998-99 team also advanced to the NAIA National Championship game.

Sanderson was named the NAIA Coach of the Year in 1999. He won the Gulf Coast Athletic Conference Coach of the Year Award in 1998 and 1999.

Before becoming a head coach, Sanderson made five stops as an assistant coach, starting with a graduate assistant coaching position at the University of South Carolina from 1984-85. He has worked with Terry Holland at the University of Virginia, Tim Floyd at the University of New Orleans, Bill Foster at the University of South Carolina and Joe Harrington at the University of Colorado.

From 1990-96, Sanderson served as an assistant coach at Colorado. His duties included on-the-floor coaching, recruiting, conditioning, scouting and scheduling. He had full responsibility for coordinating and directing Colorado's summer basketball camp.

Sanderson was an assistant coach at New Orleans from 1988-90. He was involved with on-the-floor coaching, scout-

ing report preparation on future opponents, on-campus recruiting and direction of the summer camp. Sanderson was credited with the development of Ervin Johnson who played in the NBA. New Orleans won two conference titles while Sanderson worked there.

As a graduate assistant at Virginia from 1987-88 Sanderson worked with the perimeter players and was head coach of the junior varsity team for the Cavaliers. Sanderson also served as a graduate assistant at South Carolina. His first full-time job as an assistant was working for his older brother, Jim, at Faulkner University in Montgomery, Ala. He spent two seasons at Faulkner, helping to transform the team from a 1-27 finish to a 17-10 record the next season.

Sanderson lettered four years as a guard for the University of South Carolina. As a member of the Gamecocks basketball team he played in the NIT, served as team captain and led the team in free throw percentage as a senior.

In 1984 he earned a bachelor's degree in business administration from South Carolina. He has worked on his Masters of Education Degree at South Carolina from 1984-85 and Virginia from 1987-88.

Basketball has been an important part of the Sanderson family for many years, with success on several levels of the game. Scott's father, Wimp, spent 12 seasons as head coach of the University of Alabama and five years at the helm of the University of Arkansas-Little Rock.

Scott's two brothers have also been involved in college coaching. Jim is the head coach at Faulkner University, guiding his team to the 2001 NAIA National Championship. Barry is a former collegiate assistant at schools including Alabama and South Carolina, in addition to a year at Lipscomb.

Sanderson is married to the former Ronda Honaker. They have four sons – Carter, Clint, Garrett and Grant. Carter is a redshirt freshmen on the Bisons basketball team.



#2 - Zavion Williams

Freshman - Guard - 5'10 - 170
Clarksville, Tenn. (West Creek HS)

Career Highs

Freshman - See Season Highs

Season Highs

Points14 vs. Ft. Valley State (11/11/11)
Rebounds.....5 vs. Ft. Valley State (11/11/11)
Field Goals Made.....5 vs. Ft. Valley State (11/11/11)
Field Goals Attempted.....10 vs. Ft. Valley State (11/11/11)
3-Point FG Madenone
3-Point FG Attempted2 vs. Ft. Valley State (11/11/11)
Free Throws Made.....4 vs. Ft. Valley State (11/11/11)
Free Throws Attempted.....6 vs. Ft. Valley State (11/11/11)
Assists.....3 vs. Ft. Valley State (11/11/11)
Blocks.....none
Steals.....4 vs. Ft. Valley State (11/11/11)
Minutes Played23 vs. Ft. Valley State (11/11/11)

2011-12 STATISTICS

GP	GS	Min	Avg	FG	FGA	Pct	3FG	FGA	Pct	FT	FTA	Pct	Off	Def	Tot	Avg	PF	FO	A	TO	Blk	Stl	Pts	Avg
1	1	23	23.0	5	10	.500	0	2	.000	4	6	.667	1	4	5	5.0	3	0	3	2	0	4	14	14.0

CAREER STATS

GP	GS	Min	Avg	FG	FGA	Pct	3FG	FGA	Pct	FT	FTA	Pct	Off	Def	Tot	Avg	PF	FO	A	TO	Blk	Stl	Pts	Avg
1	1	23	23.0	5	10	.500	0	2	.000	4	6	.667	1	4	5	5.0	3	0	3	2	0	4	14	14.0

2011-12 GAME-BY-GAME STATS

Opponent	MIN	FG	FGA	Pct	3FG	FGA	Pct	FT	FTA	Pct	Off	Def	Tot	Avg	PF	FO	A	TO	Blk	Stl	Pts	Avg	
FORT VALLEY STATE	23	5	10	.500	0	2	.000	4	6	.667	1	4	5	5.0	3	0	3	2	0	4	14	14.0	
GARDNER-WEBB																							
at Illinois																							
at Illinois State																							
vs. SIU Edwardsvile																							
vs. TBD																							
AUSTIN PEAY																							
* MERCER																							
* KENNESAW STATE																							
UT MARTIN																							
at Tennessee Tech																							
at Murray State																							
at Memphis																							
at Iowa State																							
* at Jacksonville																							
* at North Florida																							
* at Belmont																							
* FLA. GULF COAST																							
* STETSON																							
* at ETSU																							
* at USC Upstate																							
* NORTH FLORIDA																							
* JACKSONVILLE																							
* BELMONT																							
* at Stetson																							
* at Fla. Gulf Coast																							
* USC UPSTATE																							
* ETSU																							
* at Mercer																							
* at Kennesaw State																							



#3 - Carter Sanderson

RS Freshman - Guard - 6'1 - 170
Nashville, Tenn. (David Lipscomb HS)

Career Highs

Freshman - See Season Highs

Season Highs

Points10 vs. Ft. Valley State (11/11/11)
Rebounds.....3 vs. Ft. Valley State (11/11/11)
Field Goals Made.....3 vs. Ft. Valley State (11/11/11)
Field Goals Attempted.....6 vs. Ft. Valley State (11/11/11)
3-Point FG Made.....2 vs. Ft. Valley State (11/11/11)
3-Point FG Attempted3 vs. Ft. Valley State (11/11/11)
Free Throws Made.....2 vs. Ft. Valley State (11/11/11)
Free Throws Attempted.....2 vs. Ft. Valley State (11/11/11)
Assists.....2 vs. Ft. Valley State (11/11/11)
BlocksNone
Steals.....None
Minutes Played16 vs. Ft. Valley State (11/11/11)

2011-12 STATISTICS

GP	GS	Min	Avg	FG	FGA	Pct	3FG	FGA	Pct	FT	FTA	Pct	Off	Def	Tot	Avg	PF	FO	A	TO	Blk	Stl	Pts	Avg
1	0	16	16.0	3	6	.500	2	3	.667	2	2	1.000	0	3	3	3.0	2	0	2	1	0	0	10	10.0

CAREER STATS

GP	GS	Min	Avg	FG	FGA	Pct	3FG	FGA	Pct	FT	FTA	Pct	Off	Def	Tot	Avg	PF	FO	A	TO	Blk	Stl	Pts	Avg
1	0	16	16.0	3	6	.500	2	3	.667	2	2	1.000	0	3	3	3.0	2	0	2	1	0	0	10	10.0

2011-12 GAME-BY-GAME STATS

Opponent	MIN	FG	FGA	Pct	3FG	FGA	Pct	FT	FTA	Pct	Off	Def	Tot	Avg	PF	FO	A	TO	Blk	Stl	Pts	Avg	
FORT VALLEY STATE	16	3	6	.500	2	3	.667	2	2	1.000	0	3	3	3.0	2	0	2	1	0	0	10	10.0	
GARDNER-WEBB																							
at Illinois																							
at Illinois State																							
vs. SIU Edwardsville																							
vs. TBD																							
AUSTIN PEAY																							
* MERCER																							
* KENNESAW STATE																							
UT MARTIN																							
at Tennessee Tech																							
at Murray State																							
at Memphis																							
at Iowa State																							
* at Jacksonville																							
* at North Florida																							
* at Belmont																							
* FLA. GULF COAST																							
* STETSON																							
* at ETSU																							
* at USC Upstate																							
* NORTH FLORIDA																							
* JACKSONVILLE																							
* BELMONT																							
* at Stetson																							
* at Fla. Gulf Coast																							
* USC UPSTATE																							
* ETSU																							
* at Mercer																							
* at Kennesaw State																							



#4 - Deonte Alexander

Junior - Guard - 6'1 - 175
Nashville, Tenn. (East Mississippi CC)

Career Highs

JUCO Transfer - See Season Highs

Season Highs

Points12 vs. Ft. Valley State (11/11/11)
Rebounds.....1 vs. Ft. Valley State (11/11/11)
Field Goals Made.....4 vs. Ft. Valley State (11/11/11)
Field Goals Attempted.....8 vs. Ft. Valley State (11/11/11)
3-Point FG Made.....2 vs. Ft. Valley State (11/11/11)
3-Point FG Attempted5 vs. Ft. Valley State (11/11/11)
Free Throws Made.....2 vs. Ft. Valley State (11/11/11)
Free Throws Attempted.....2 vs. Ft. Valley State (11/11/11)
Assists.....1 vs. Ft. Valley State (11/11/11)
BlocksNone
Steals4 vs. Ft. Valley State (11/11/11)
Minutes Played23 vs. Ft. Valley State (11/11/11)

2011-12 STATISTICS

GP	GS	Min	Avg	FG	FGA	Pct	3FG	FGA	Pct	FT	FTA	Pct	Off	Def	Tot	Avg	PF	FO	A	TO	Blk	Stl	Pts	Avg
1	0	23	23.0	4	8	.500	2	5	.400	2	2	1.000	0	1	1	1.0	2	0	1	1	0	4	12	12.0

CAREER STATS

GP	GS	Min	Avg	FG	FGA	Pct	3FG	FGA	Pct	FT	FTA	Pct	Off	Def	Tot	Avg	PF	FO	A	TO	Blk	Stl	Pts	Avg
1	0	23	23.0	4	8	.500	2	5	.400	2	2	1.000	0	1	1	1.0	2	0	1	1	0	4	12	12.0

2011-12 GAME-BY-GAME STATS

Opponent	MIN	FG	FGA	Pct	3FG	FGA	Pct	FT	FTA	Pct	Off	Def	Tot	Avg	PF	FO	A	TO	Blk	Stl	Pts	Avg	
FORT VALLEY STATE	23	4	8	.500	2	5	.400	2	2	1.000	0	1	1	1.0	2	0	1	1	0	4	12	12.0	
GARDNER-WEBB																							
at Illinois																							
at Illinois State																							
vs. SIU Edwardsville																							
vs. TBD																							
AUSTIN PEAY																							
* MERCER																							
* KENNESAW STATE																							
UT MARTIN																							
at Tennessee Tech																							
at Murray State																							
at Memphis																							
at Iowa State																							
* at Jacksonville																							
* at North Florida																							
* at Belmont																							
* FLA. GULF COAST																							
* STETSON																							
* at ETSU																							
* at USC Upstate																							
* NORTH FLORIDA																							
* JACKSONVILLE																							
* BELMONT																							
* at Stetson																							
* at Fla. Gulf Coast																							
* USC UPSTATE																							
* ETSU																							
* at Mercer																							
* at Kennesaw State																							



#5 - Jacob Arnett

Junior - Guard - 6'4 - 210
 Memphis, Tenn. (Tipton-Rosemark)

Career Highs

Points13 vs. Jacksonville (2/7/10)
 Rebounds.....6, three times, last at Kennesaw (2/24/11)
 Field Goals Made.....6 vs. Jacksonville (2/7/10)
 Field Goals Attempted10 vs. Jacksonville (2/7/10)
 3-Point FG Made2, three times, last at UNF (2/3/11)
 3-Point FG Attempted4 at Mercer (2/26/11)
 Free Throws Made ...4 , three times, last at Mercer (2/26/11)
 Free Throws Attempted ...4, five times, last at Mercer (2/26/11)
 Assists8 vs. Kennesaw (2/25/10)
 Blocks1, twice, last vs. Kennesaw (12/18/10)
 Steals3 vs. Jacksonville (2/7/10)
 Minutes Played36 at Stetson (2/20/10)

Season Highs

Points9 vs. Ft. Valley State (11/11/11)
 Rebounds.....5 vs. Ft. Valley State (11/11/11)
 Field Goals Made.....4 vs. Ft. Valley State (11/11/11)
 Field Goals Attempted.....5 vs. Ft. Valley State (11/11/11)
 3-Point FG Made.....1 vs. Ft. Valley State (11/11/11)
 3-Point FG Attempted2 vs. Ft. Valley State (11/11/11)
 Free Throws Made.....None
 Free Throws Attempted.....1 vs. Ft. Valley State (11/11/11)
 Assists.....5 vs. Ft. Valley State (11/11/11)
 BlocksNone
 Steals2 vs. Ft. Valley State (11/11/11)
 Minutes Played17 vs. Ft. Valley State (11/11/11)

2011-12 STATISTICS

GP	GS	Min	Avg	FG	FGA	Pct	3FG	FGA	Pct	FT	FTA	Pct	Off	Def	Tot	Avg	PF	FO	A	TO	Blk	Stl	Pts	Avg
1	1	17	17.0	4	5	.800	1	2	.500	0	1	.000	0	5	5	5.0	0	0	5	1	0	2	9	9.0

CAREER STATS

GP	GS	Min	Avg	FG	FGA	Pct	3FG	FGA	Pct	FT	FTA	Pct	Off	Def	Tot	Avg	PF	FO	A	TO	Blk	Stl	Pts	Avg
60	30	1069	17.8	62	167	.371	20	52	.385	44	54	.815	29	99	128	2.1	103	2	142	82	3	39	188	3.1

2011-12 GAME-BY-GAME STATS

Opponent	MIN	FG	FGA	Pct	3FG	FGA	Pct	FT	FTA	Pct	Off	Def	Tot	Avg	PF	FO	A	TO	Blk	Stl	Pts	Avg	
FORT VALLEY STATE	17	4	5	.800	1	2	.500	0	1	.000	0	5	5	5.0	0	0	5	1	0	2	9	9.0	
GARDNER-WEBB																							
at Illinois																							
at Illinois State																							
vs. SIU Edwardsvile																							
vs. TBD																							
AUSTIN PEAY																							
* MERCER																							
* KENNESAW STATE																							
UT MARTIN																							
at Tennessee Tech																							
at Murray State																							
at Memphis																							
at Iowa State																							
* at Jacksonville																							
* at North Florida																							
* at Belmont																							
* FLA. GULF COAST																							
* STETSON																							
* at ETSU																							
* at USC Upstate																							
* NORTH FLORIDA																							
* JACKSONVILLE																							
* BELMONT																							
* at Stetson																							
* at Fla. Gulf Coast																							
* USC UPSTATE																							
* ETSU																							
* at Mercer																							
* at Kennesaw State																							



#10 - Jordan Burgason

Senior - Guard - 6'3 - 190
Ames, Iowa (Ames HS)

Career Highs

Points.....31 at Mercer (12/3/09)
Rebounds6, five times, last vs. Belmont (1/25/11)
Field Goals Made9, twice, last at Tenn. Tech (12/11/10)
Field Goals Attempted17 at ETSU (1/30/10)
3-Point FG Made8 at Mercer (12/3/09)
3-Point FG Attempted13 at ETSU (1/30/10)
Free Throws Made9 vs. Campbell (1/17/11)
Free Throws Attempted10 vs. Campbell (1/17/11)
Assists6 vs. Oakland City (11/15/08)
Blocks2 at Stetson (1/3/11)
Steals3, twice, last vs. FGCU (1/30/11)
Minutes Played41 at ETSU (1/30/10)

Season Highs

Points.....None
ReboundsNone
Field Goals MadeNone
Field Goals AttemptedNone
3-Point FG MadeNone
3-Point FG AttemptedNone
Free Throws MadeNone
Free Throws AttemptedNone
AssistsNone
BlocksNone
StealsNone
Minutes PlayedNone

2011-12 STATISTICS

GP	GS	Min	Avg	FG	FGA	Pct	3FG	FGA	Pct	FT	FTA	Pct	Off	Def	Tot	Avg	PF	FO	A	TO	Blk	Stl	Pts	Avg
DNP																								

CAREER STATS

GP	GS	Min	Avg	FG	FGA	Pct	3FG	FGA	Pct	FT	FTA	Pct	Off	Def	Tot	Avg	PF	FO	A	TO	Blk	Stl	Pts	Avg
90	36	1935	21.5	261	630	.414	211	507	.416	88	111	.793	54	161	215	2.4	117	1	151	108	12	49	821	9.1

2011-12 GAME-BY-GAME STATS

Opponent	MIN	FG	FGA	Pct	3FG	FGA	Pct	FT	FTA	Pct	Off	Def	Tot	Avg	PF	FO	A	TO	Blk	Stl	Pts	Avg
FORT VALLEY STATE	DNP																					
GARDNER-WEBB	DNP																					
at Illinois	DNP																					
at Illinois State	DNP																					
vs. SIU Edwardsville	DNP																					
vs. TBD	DNP																					
AUSTIN PEAY	DNP																					
* MERCER	DNP																					
* KENNESAW STATE	DNP																					
UT MARTIN	DNP																					
at Tennessee Tech	DNP																					
at Murray State	DNP																					
at Memphis	DNP																					
at Iowa State	DNP																					
* at Jacksonville	DNP																					
* at North Florida	DNP																					
* at Belmont	DNP																					
* FLA. GULF COAST	DNP																					
* STETSON	DNP																					
* at ETSU	DNP																					
* at USC Upstate	DNP																					
* NORTH FLORIDA	DNP																					
* JACKSONVILLE	DNP																					
* BELMONT	DNP																					
* at Stetson	DNP																					
* at Fla. Gulf Coast	DNP																					
* USC UPSTATE	DNP																					
* ETSU	DNP																					
* at Mercer	DNP																					
* at Kennesaw State	DNP																					



#12 - Robert Boyd

Sophomore - Guard - 6'3 - 185
Knoxville, Tenn. (Fulton HS)

Career Highs

Points20 vs. Stillman (11/15/10)
Rebounds ..6, three times, last vs. Ft. Valley State (11/11/11)
Field Goals Made ...5, three times, last vs. Kennesaw (12/18/10)
Field Goals Attempted12 at UT Martin (11/27/10)
3-Point FG Made.....3 at North Carolina (11/12/10)
3-Point FG Attempted .4, four times, last vs FVSU (11/11/11)
Free Throws Made.....10 vs. Stillman (11/15/10)
Free Throws Attempted10 vs. Stillman (11/15/10)
Assists5, three times, last at Campbell (2/10/11)
Blocks1, eight times, last vs. Fort Valley State (11/11/11)
Steals5, two times, last at ETSU (1/21/11)
Minutes Played31 at FGCU (1/5/11)

Season Highs

Points11 vs. Ft. Valley State (11/11/11)
Rebounds.....6 vs. Ft. Valley State (11/11/11)
Field Goals Made.....4 vs. Ft. Valley State (11/11/11)
Field Goals Attempted.....10 vs. Ft. Valley State (11/11/11)
3-Point FG Made.....1 vs. Ft. Valley State (11/11/11)
3-Point FG Attempted4 vs. Ft. Valley State (11/11/11)
Free Throws Made.....2 vs. Ft. Valley State (11/11/11)
Free Throws Attempted.....3 vs. Ft. Valley State (11/11/11)
Assists.....3 vs. Ft. Valley State (11/11/11)
Blocks1 vs. Ft. Valley State (11/11/11)
Steals.....None
Minutes Played20 vs. Ft. Valley State (11/11/11)

2011-12 STATISTICS

GP	GS	Min	Avg	FG	FGA	Pct	3FG	FGA	Pct	FT	FTA	Pct	Off	Def	Tot	Avg	PF	FO	A	TO	Blk	Stl	Pts	Avg
1	1	20	20.0	4	10	.400	1	4	.250	2	3	.667	1	5	6	6.0	1	0	3	2	1	0	11	11.0

CAREER STATS

GP	GS	Min	Avg	FG	FGA	Pct	3FG	FGA	Pct	FT	FTA	Pct	Off	Def	Tot	Avg	PF	FO	A	TO	Blk	Stl	Pts	Avg
30	13	632	21.1	57	151	.377	15	55	.273	38	50	.760	21	48	69	2.3	68	3	67	47	9	48	167	5.6

2011-12 GAME-BY-GAME STATS

Opponent	MIN	FG	FGA	Pct	3FG	FGA	Pct	FT	FTA	Pct	Off	Def	Tot	Avg	PF	FO	A	TO	Blk	Stl	Pts	Avg	
FORT VALLEY STATE	20	4	10	.400	1	4	.250	2	3	.667	1	5	6	6.0	1	0	3	2	1	0	11	11.0	
GARDNER-WEBB																							
at Illinois																							
at Illinois State																							
vs. SIU Edwardsville																							
vs. TBD																							
AUSTIN PEAY																							
* MERCER																							
* KENNESAW STATE																							
UT MARTIN																							
at Tennessee Tech																							
at Murray State																							
at Memphis																							
at Iowa State																							
* at Jacksonville																							
* at North Florida																							
* at Belmont																							
* FLA. GULF COAST																							
* STETSON																							
* at ETSU																							
* at USC Upstate																							
* NORTH FLORIDA																							
* JACKSONVILLE																							
* BELMONT																							
* at Stetson																							
* at Fla. Gulf Coast																							
* USC UPSTATE																							
* ETSU																							
* at Mercer																							
* at Kennesaw State																							



#15 - Justin Glenn

Senior - Center - 6'8 - 235
Tulsa, Okla. (Centenary College)

Career Highs

Points 16 vs. Ft. Valley State (11/11/11)
Rebounds..... 11 vs. IUPUI (1/19/08)
Field Goals Made..... 7 vs. Ft. Valley State (11/11/11)
Field Goals Attempted 9 at North Texas (12/20/07)
3-Point FG Made 2 at Georgia Tech (12/22/07)
3-Point FG Attempted ... 3, two times, last at Georgia Tech (12/22/07)
Free Throws Made..... 4, two times, last vs. Oakland City (12/12/09)
Free Throws Attempted... 6, two times, last vs. Oakland City (12/12/09)
Assists 3 vs. Campbell (1/17/11)
Blocks 4, two times, last vs. Oral Roberts (1/5/08)
Steals 3 at Jacksonville (1/14/10)
Minutes Played 36 at Southern Utah (1/24/08)

Season Highs

Points 16 vs. Ft. Valley State (11/11/11)
Rebounds..... 7 vs. Ft. Valley State (11/11/11)
Field Goals Made..... 7 vs. Ft. Valley State (11/11/11)
Field Goals Attempted..... 7 vs. Ft. Valley State (11/11/11)
3-Point FG Made None
3-Point FG Attempted None
Free Throws Made..... 2 vs. Ft. Valley State (11/11/11)
Free Throws Attempted..... 2 vs. Ft. Valley State (11/11/11)
Assists..... 2 vs. Ft. Valley State (11/11/11)
Blocks 1 vs. Ft. Valley State (11/11/11)
Steals 2 vs. Ft. Valley State (11/11/11)
Minutes Played 19 vs. Ft. Valley State (11/11/11)

2011-12 STATISTICS

GP	GS	Min	Avg	FG	FGA	Pct	3FG	FGA	Pct	FT	FTA	Pct	Off	Def	Tot	Avg	PF	FO	A	TO	Blk	Stl	Pts	Avg
1	1	19	19.0	7	7	1.000	0	0	.000	2	2	1.000	4	3	7	7.0	3	0	2	2	1	2	16	16.0

CAREER STATS

GP	GS	Min	Avg	FG	FGA	Pct	3FG	FGA	Pct	FT	FTA	Pct	Off	Def	Tot	Avg	PF	FO	A	TO	Blk	Stl	Pts	Avg
84	21	104	112.4	91	193	.472	8	23	.348	44	82	.537	84	160	244	2.9	171	10	37	64	46	30	234	2.8

2011-12 GAME-BY-GAME STATS

Opponent	MIN	FG	FGA	Pct	3FG	FGA	Pct	FT	FTA	Pct	Off	Def	Tot	Avg	PF	FO	A	TO	Blk	Stl	Pts	Avg	
FORT VALLEY STATE	19	7	7	1.000	0	0	.000	2	2	1.000	4	3	7	7.0	3	0	2	2	1	2	16	16.0	
GARDNER-WEBB																							
at Illinois																							
at Illinois State																							
vs. SIU Edwardsville																							
vs. TBD																							
AUSTIN PEAY																							
* MERCER																							
* KENNESAW STATE																							
UT MARTIN																							
at Tennessee Tech																							
at Murray State																							
at Memphis																							
at Iowa State																							
* at Jacksonville																							
* at North Florida																							
* at Belmont																							
* FLA. GULF COAST																							
* STETSON																							
* at ETSU																							
* at USC Upstate																							
* NORTH FLORIDA																							
* JACKSONVILLE																							
* BELMONT																							
* at Stetson																							
* at Fla. Gulf Coast																							
* USC UPSTATE																							
* ETSU																							
* at Mercer																							
* at Kennesaw State																							



#20 - Chad Johnson

Freshman - Guard - 6'0 - 185
Edmond, Okla. (Edmond Santa Fe)

Career Highs

Freshman - See Season Highs

Season Highs

Points.....None
ReboundsNone
Field Goals MadeNone
Field Goals AttemptedNone
3-Point FG MadeNone
3-Point FG AttemptedNone
Free Throws Made.....None
Free Throws AttemptedNone
AssistsNone
BlocksNone
Steals.....None
Minutes Played5 vs. Ft. Valley State (11/11/11)

2011-12 STATISTICS

GP	GS	Min	Avg	FG	FGA	Pct	3FG	FGA	Pct	FT	FTA	Pct	Off	Def	Tot	Avg	PF	FO	A	TO	Blk	Stl	Pts	Avg
1	0	5	5.0	0	0	.000	0	0	.000	0	0	.000	0	0	0	0.0	0	0	0	2	0	0	0	0.0

CAREER STATS

GP	GS	Min	Avg	FG	FGA	Pct	3FG	FGA	Pct	FT	FTA	Pct	Off	Def	Tot	Avg	PF	FO	A	TO	Blk	Stl	Pts	Avg
1	0	5	5.0	0	0	.000	0	0	.000	0	0	.000	0	0	0	0.0	0	0	0	2	0	0	0	0.0

2011-12 GAME-BY-GAME STATS

Opponent	MIN	FG	FGA	Pct	3FG	FGA	Pct	FT	FTA	Pct	Off	Def	Tot	Avg	PF	FO	A	TO	Blk	Stl	Pts	Avg	
FORT VALLEY STATE	5	0	0	.000	0	0	.000	0	0	.000	0	0	0	0.0	0	0	0	2	0	0	0	0.0	
GARDNER-WEBB																							
at Illinois																							
at Illinois State																							
vs. SIU Edwardsville																							
vs. TBD																							
AUSTIN PEAY																							
* MERCER																							
* KENNESAW STATE																							
UT MARTIN																							
at Tennessee Tech																							
at Murray State																							
at Memphis																							
at Iowa State																							
* at Jacksonville																							
* at North Florida																							
* at Belmont																							
* FLA. GULF COAST																							
* STETSON																							
* at ETSU																							
* at USC Upstate																							
* NORTH FLORIDA																							
* JACKSONVILLE																							
* BELMONT																							
* at Stetson																							
* at Fla. Gulf Coast																							
* USC UPSTATE																							
* ETSU																							
* at Mercer																							
* at Kennesaw State																							



#22 - Damarius Smith

RS Freshman - Forward - 6'4 - 185
Clarksville, Tenn. (Kenwood HS)

Career Highs

Freshman - See Season Highs

Season Highs

Points5 vs. Ft. Valley State (11/11/11)
Rebounds.....2 vs. Ft. Valley State (11/11/11)
Field Goals Made.....2 vs. Ft. Valley State (11/11/11)
Field Goals Attempted.....4 vs. Ft. Valley State (11/11/11)
3-Point FG MadeNone
3-Point FG AttemptedNone
Free Throws Made.....1 vs. Ft. Valley State (11/11/11)
Free Throws Attempted.....2 vs. Ft. Valley State (11/11/11)
Assists.....1 vs. Ft. Valley State (11/11/11)
BlocksNone
Steals1 vs. Ft. Valley State (11/11/11)
Minutes Played21 vs. Ft. Valley State (11/11/11)

2011-12 STATISTICS

GP	GS	Min	Avg	FG	FGA	Pct	3FG	FGA	Pct	FT	FTA	Pct	Off	Def	Tot	Avg	PF	FO	A	TO	Blk	Stl	Pts	Avg
1	1	21	21.0	2	4	.500	0	0	.000	1	2	.500	0	2	2	2.0	1	0	1	3	0	1	5	5.0

CAREER STATS

GP	GS	Min	Avg	FG	FGA	Pct	3FG	FGA	Pct	FT	FTA	Pct	Off	Def	Tot	Avg	PF	FO	A	TO	Blk	Stl	Pts	Avg
1	1	21	21.0	2	4	.500	0	0	.000	1	2	.500	0	2	2	2.0	1	0	1	3	0	1	5	5.0

2011-12 GAME-BY-GAME STATS

Opponent	MIN	FG	FGA	Pct	3FG	FGA	Pct	FT	FTA	Pct	Off	Def	Tot	Avg	PF	FO	A	TO	Blk	Stl	Pts	Avg
FORT VALLEY STATE	21	2	4	.500	0	0	.000	1	2	.500	0	2	2	2.0	1	0	1	3	0	1	5	5.0

- GARDNER-WEBB
- at Illinois
- at Illinois State
- vs. SIU Edwardsville
- vs. TBD
- AUSTIN PEAY
- * MERCER
- * KENNESAW STATE
- UT MARTIN
- at Tennessee Tech
- at Murray State
- at Memphis
- at Iowa State
- * at Jacksonville
- * at North Florida
- * at Belmont
- * FLA. GULF COAST
- * STETSON
- * at ETSU
- * at USC Upstate
- * NORTH FLORIDA
- * JACKSONVILLE
- * BELMONT
- * at Stetson
- * at Fla. Gulf Coast
- * USC UPSTATE
- * ETSU
- * at Mercer
- * at Kennesaw State



#35 - Martin Smith

Freshman - Forward - 6'4 - 190
Clarksville, Tenn. (Clarksville Academy)

Career Highs

Freshman - See Season Highs

Season Highs

Points6 vs. Ft. Valley State (11/11/11)
Rebounds.....2 vs. Ft. Valley State (11/11/11)
Field Goals Made.....1 vs. Ft. Valley State (11/11/11)
Field Goals Attempted.....5 vs. Ft. Valley State (11/11/11)
3-Point FG MadeNone
3-Point FG Attempted1 vs. Ft. Valley State (11/11/11)
Free Throws Made.....4 vs. Ft. Valley State (11/11/11)
Free Throws Attempted.....5 vs. Ft. Valley State (11/11/11)
Assists.....1 vs. Ft. Valley State (11/11/11)
BlocksNone
Steals2 vs. Ft. Valley State (11/11/11)
Minutes Played24 vs. Ft. Valley State (11/11/11)

2011-12 STATISTICS

GP	GS	Min	Avg	FG	FGA	Pct	3FG	FGA	Pct	FT	FTA	Pct	Off	Def	Tot	Avg	PF	FO	A	TO	Blk	Stl	Pts	Avg
1	0	24	24.0	1	5	.200	0	1	.000	4	5	.800	0	1	1	1.0	1	0	1	3	0	2	6	6.0

CAREER STATS

GP	GS	Min	Avg	FG	FGA	Pct	3FG	FGA	Pct	FT	FTA	Pct	Off	Def	Tot	Avg	PF	FO	A	TO	Blk	Stl	Pts	Avg
1	0	24	24.0	1	5	.200	0	1	.000	4	5	.800	0	1	1	1.0	1	0	1	3	0	2	6	6.0

2011-12 GAME-BY-GAME STATS

Opponent	MIN	FG	FGA	Pct	3FG	FGA	Pct	FT	FTA	Pct	Off	Def	Tot	Avg	PF	FO	A	TO	Blk	Stl	Pts	Avg		
FORT VALLEY STATE	24	1	5	.200	0	1	.000	4	5	.800	0	1	1	1.0	1	0	1	3	0	2	6	6.0		
GARDNER-WEBB																								
at Illinois																								
at Illinois State																								
vs. SIU Edwardsvile																								
vs. TBD																								
AUSTIN PEAY																								
* MERCER																								
* KENNESAW STATE																								
UT MARTIN																								
at Tennessee Tech																								
at Murray State																								
at Memphis																								
at Iowa State																								
* at Jacksonville																								
* at North Florida																								
* at Belmont																								
* FLA. GULF COAST																								
* STETSON																								
* at ETSU																								
* at USC Upstate																								
* NORTH FLORIDA																								
* JACKSONVILLE																								
* BELMONT																								
* at Stetson																								
* at Fla. Gulf Coast																								
* USC UPSTATE																								
* ETSU																								
* at Mercer																								
* at Kennesaw State																								



#42 - Zack Ellis

Sophomore - Forward - 6'5 - 180
Franklin, Tenn. (Brentwood Academy)

Career Highs	Season Highs
Points	None
Rebounds	None
Field Goals Made	None
Field Goals Attempted	None
3-Point FG Made	None
3-Point FG Attempted	None
Free Throws Made	None
Free Throws Attempted	None
Assists	None
Blocks	None
Steals	None
Minutes Played	None
First Season - See Season Highs	

2011-12 STATISTICS

GP	GS	Min	Avg	FG	FGA	Pct	3FG	FGA	Pct	FT	FTA	Pct	Off	Def	Tot	Avg	PF	FO	A	TO	Blk	Stl	Pts	Avg
DNP																								

CAREER STATS

GP	GS	Min	Avg	FG	FGA	Pct	3FG	FGA	Pct	FT	FTA	Pct	Off	Def	Tot	Avg	PF	FO	A	TO	Blk	Stl	Pts	Avg
DNP																								

2011-12 GAME-BY-GAME STATS

Opponent	MIN	FG	FGA	Pct	3FG	FGA	Pct	FT	FTA	Pct	Off	Def	Tot	Avg	PF	FO	A	TO	Blk	Stl	Pts	Avg
FORT VALLEY STATE	DNP																					
GARDNER-WEBB	DNP																					
at Illinois	DNP																					
at Illinois State	DNP																					
vs. SIU Edwardsville	DNP																					
vs. TBD	DNP																					
AUSTIN PEAY	DNP																					
* MERCER	DNP																					
* KENNESAW STATE	DNP																					
UT MARTIN	DNP																					
at Tennessee Tech	DNP																					
at Murray State	DNP																					
at Memphis	DNP																					
at Iowa State	DNP																					
* at Jacksonville	DNP																					
* at North Florida	DNP																					
* at Belmont	DNP																					
* FLA. GULF COAST	DNP																					
* STETSON	DNP																					
* at ETSU	DNP																					
* at USC Upstate	DNP																					
* NORTH FLORIDA	DNP																					
* JACKSONVILLE	DNP																					
* BELMONT	DNP																					
* at Stetson	DNP																					
* at Fla. Gulf Coast	DNP																					
* USC UPSTATE	DNP																					
* ETSU	DNP																					
* at Mercer	DNP																					
* at Kennesaw State	DNP																					



#52 - Malcolm Smith

Freshman - Forward - 6'5 - 210
Clarksville, Tenn. (Clarksville Academy)

Career Highs

First Season - See Season Highs

Season Highs

Points	9 vs. Ft. Valley State (11/11/11)
Rebounds.....	7 vs. Ft. Valley State (11/11/11)
Field Goals Made.....	3 vs. Ft. Valley State (11/11/11)
Field Goals Attempted.....	9 vs. Ft. Valley State (11/11/11)
3-Point FG Made	None
3-Point FG Attempted	None
Free Throws Made.....	3 vs. Ft. Valley State (11/11/11)
Free Throws Attempted.....	7 vs. Ft. Valley State (11/11/11)
Assists.....	1 vs. Ft. Valley State (11/11/11)
Blocks	None
Steals.....	None
Minutes Played	26 vs. Ft. Valley State (11/11/11)

2011-12 STATISTICS

GP	GS	Min	Avg	FG	FGA	Pct	3FG	FGA	Pct	FT	FTA	Pct	Off	Def	Tot	Avg	PF	FO	A	TO	Blk	Stl	Pts	Avg
1	0	26	26.0	3	9	.333	0	0	.000	3	7	.429	5	2	7	7.0	4	0	1	4	0	0	9	9.0

CAREER STATS

GP	GS	Min	Avg	FG	FGA	Pct	3FG	FGA	Pct	FT	FTA	Pct	Off	Def	Tot	Avg	PF	FO	A	TO	Blk	Stl	Pts	Avg
1	0	26	26.0	3	9	.333	0	0	.000	3	7	.429	5	2	7	7.0	4	0	1	4	0	0	9	9.0

2011-12 GAME-BY-GAME STATS

Opponent	MIN	FG	FGA	Pct	3FG	FGA	Pct	FT	FTA	Pct	Off	Def	Tot	Avg	PF	FO	A	TO	Blk	Stl	Pts	Avg		
FORT VALLEY STATE	26	3	9	.333	0	0	.000	3	7	.429	5	2	7	7.0	4	0	1	4	0	0	9	9.0		
GARDNER-WEBB																								
at Illinois																								
at Illinois State																								
vs. SIU Edwardsville																								
vs. TBD																								
AUSTIN PEAY																								
* MERCER																								
* KENNESAW STATE																								
UT MARTIN																								
at Tennessee Tech																								
at Murray State																								
at Memphis																								
at Iowa State																								
* at Jacksonville																								
* at North Florida																								
* at Belmont																								
* FLA. GULF COAST																								
* STETSON																								
* at ETSU																								
* at USC Upstate																								
* NORTH FLORIDA																								
* JACKSONVILLE																								
* BELMONT																								
* at Stetson																								
* at Fla. Gulf Coast																								
* USC UPSTATE																								
* ETSU																								
* at Mercer																								
* at Kennesaw State																								



#55 - Marvin Williams

Freshman - Forward - 6'8 - 270
 Memphis, Tenn. (White Station HS)

Career Highs

First Season - See Season Highs

Season Highs

Points	4 vs. Ft. Valley State (11/11/11)
Rebounds.....	2 vs. Ft. Valley State (11/11/11)
Field Goals Made.....	2 vs. Ft. Valley State (11/11/11)
Field Goals Attempted.....	2 vs. Ft. Valley State (11/11/11)
3-Point FG Made	None
3-Point FG Attempted	None
Free Throws Made.....	None
Free Throws Attempted	None
Assists	None
Blocks	None
Steals	1 vs. Ft. Valley State (11/11/11)
Minutes Played	6 vs. Ft. Valley State (11/11/11)

2011-12 STATISTICS

GP	GS	Min	Avg	FG	FGA	Pct	3FG	FGA	Pct	FT	FTA	Pct	Off	Def	Tot	Avg	PF	FO	A	TO	Blk	Stl	Pts	Avg
1	0	6	6.0	2	2	1.000	0	0	.000	0	0	.000	2	0	2	2.0	1	0	0	1	0	1	4	4.0

CAREER STATS

GP	GS	Min	Avg	FG	FGA	Pct	3FG	FGA	Pct	FT	FTA	Pct	Off	Def	Tot	Avg	PF	FO	A	TO	Blk	Stl	Pts	Avg
1	0	6	6.0	2	2	1.000	0	0	.000	0	0	.000	2	0	2	2.0	1	0	0	1	0	1	4	4.0

2011-12 GAME-BY-GAME STATS

Opponent	MIN	FG	FGA	Pct	3FG	FGA	Pct	FT	FTA	Pct	Off	Def	Tot	Avg	PF	FO	A	TO	Blk	Stl	Pts	Avg	
FORT VALLEY STATE	6	2	2	1.000	0	0	.000	0	0	.000	2	0	2	2.0	1	0	0	1	0	1	4	4.0	
GARDNER-WEBB																							
at Illinois																							
at Illinois State																							
vs. SIU Edwardsville																							
vs. TBD																							
AUSTIN PEAY																							
* MERCER																							
* KENNESAW STATE																							
UT MARTIN																							
at Tennessee Tech																							
at Murray State																							
at Memphis																							
at Iowa State																							
* at Jacksonville																							
* at North Florida																							
* at Belmont																							
* FLA. GULF COAST																							
* STETSON																							
* at ETSU																							
* at USC Upstate																							
* NORTH FLORIDA																							
* JACKSONVILLE																							
* BELMONT																							
* at Stetson																							
* at Fla. Gulf Coast																							
* USC UPSTATE																							
* ETSU																							
* at Mercer																							
* at Kennesaw State																							

Game 1

Lipscomb 96, Fort Valley State 53
Nov. 11, 2011 - Nashville, Tenn.
Allen Arena

The Lipscomb Bisons opened the season in a blazing fashion, but have to return to earth quickly.

The Bisons rolled by Fort Valley State, an NCAA Division II program, 96-53 Friday night at Allen Arena. It was the regular season opener for both teams.

The Bisons are 10-1 in home openers at Allen Arena. They are also 12-0 at Allen Arena in regular season games against teams that are not in Division I.

Center Justin Glenn with 16 points, tied for the game high with Fort Valley State's Corey Hunter. Also in double figures for the Bisons were guard Zavion Williams with 14, guard Deonte Alexander with 12, guard Robert Boyd with 11 and guard Carter Sanderson with 10.

Both teams played a fast-paced running style. With the Bisons leading by 40 points or more most of the second half, a big concern for Lipscomb coach Scott Sanderson was keeping his team under control.

"They were trapping all over the place," Sanderson said. "They were making us play fast and they were making us play a lot of possessions. We did some nice things, but we still have a long way to go.

"I didn't like our start in the second half. I thought we were a little bit undisciplined. Our younger players need time on the floor to make mistakes and learn how to play on both ends of the floor."

Glenn and forward Malcolm Smith tied for the game high in rebounds with seven each.

"Justin is providing some leadership," Sanderson said. "He has some poise about him. He is not a vocal leader, but several times he held the ball and told everyone to slow down."

The Bisons have to switch gears quickly. Saturday they will practice in preparation for Sunday night's visit from Gardner-Webb, a former Atlantic Sun Conference member. Game time is 7:15.

Glenn knows that rebounding will be a challenge against a Gardner-Webb team that has a lot of height under the basket.

"Coach always says that the team we are getting ready to play is the most important," Glenn said. "But overall I thought this game was a good opportunity to work on our run and gun style.

"Gardner-Webb has some big guys and they have Division I players. Rebounding is an area of weakness for us because we don't have a lot of height on our team. We have to be ready to in there and be physical against Gardner-Webb."

Fort Valley State 53 • 0-1

#	Player	Total		3-Ptr		Rebounds			PF	TP	A	TO	Blk	Stl	Min
		FG	FGA	FG	FGA	FT	FTA	Off							
30	Mccall, Detrius	f	1-3	0-0	2-4	1	3	4	4	4	0	1	1	0	18
42	Cooper, Kyle	f	2-3	0-0	0-0	1	2	3	2	4	0	4	0	0	13
10	Thomas, Rashad	g	2-2	0-0	0-1	1	1	2	2	4	0	1	0	0	10
11	Lofland, Desmond	g	1-8	0-3	0-0	0	2	2	1	2	4	4	0	1	29
13	Moye, Corbynn	g	0-3	0-2	1-2	0	0	0	0	1	0	0	0	1	7
00	Dixon, Mitchell		0-3	0-2	2-2	0	0	0	0	2	0	0	0	0	7
04	Bing, Aaron		0-0	0-0	4-4	0	1	1	1	4	1	2	0	2	15
15	Bent, Cecil		1-2	0-0	0-0	0	2	2	4	2	1	2	0	0	6
21	Simmons, Kenneth		1-2	0-1	0-0	0	3	3	2	2	0	2	0	0	6
22	Hunter, Corey		7-12	2-5	0-2	3	3	6	2	16	1	2	0	2	18
25	Stephens, Stanford		1-2	0-1	0-0	0	0	0	1	2	0	2	0	0	11
31	Jones, Anderson		1-4	0-0	0-0	1	2	3	4	2	0	2	0	0	18
32	Davey, Brandon		3-7	0-2	0-0	2	2	4	2	6	0	3	2	0	21
33	Graham, Randy		1-5	0-3	0-0	2	0	2	2	2	0	4	0	5	15
34	McDonald, Julian		0-0	0-0	0-0	0	0	0	0	0	0	2	0	0	6
	Team					0	1	1	1						
	Totals		21-56	2-19	9-15	11	22	33	28	53	7	32	3	11	200

FG % 1st Half: 8-19 42.1% 2nd half: 13-37 35.1% Game: 21-56 37.5%
3FG % 1st Half: 0-4 0.0% 2nd half: 2-15 13.3% Game: 2-19 10.5%
FT % 1st Half: 5-8 62.5% 2nd half: 4-7 57.1% Game: 9-15 60.0%

Deadball Rebounds 2

Lipscomb 96 • 1-0

#	Player	Total		3-Ptr		Rebounds			PF	TP	A	TO	Blk	Stl	Min
		FG	FGA	FG	FGA	FT	FTA	Off							
22	SMITH, Damarlus	f	2-4	0-0	1-2	0	2	2	1	5	1	3	0	1	21
15	GLENN, Justin	c	7-7	0-0	2-2	4	3	7	3	16	2	2	1	2	19
02	WILLIAMS, Zavion	g	5-10	0-2	4-6	1	4	5	3	14	3	2	0	4	23
05	ARNETT, Jacob	g	4-5	1-2	0-1	0	5	5	0	9	5	1	0	2	17
12	BOYD, Robert	g	4-10	1-4	2-3	1	5	6	1	11	3	2	1	0	20
03	SANDERSON, Carter		3-6	2-3	2-2	0	3	3	2	10	2	1	0	0	16
04	ALEXANDER, Deonte		4-8	2-5	2-2	0	1	1	2	12	1	1	0	4	23
20	JOHNSON, Chad		0-0	0-0	0-0	0	0	0	0	0	0	2	0	0	5
35	SMITH, Martin		1-5	0-1	4-5	0	1	1	1	6	1	3	0	2	24
52	SMITH, Malcolm		3-9	0-0	3-7	5	2	7	4	9	1	4	0	0	26
55	WILLIAMS, Marvin		2-2	0-0	0-0	2	0	2	1	4	0	1	0	1	6
	Team					1	2	3							
	Totals		35-66	6-17	20-30	14	28	42	18	96	19	22	2	16	200

FG % 1st Half: 23-41 56.1% 2nd half: 12-25 48.0% Game: 35-66 53.0%
3FG % 1st Half: 4-11 36.4% 2nd half: 2-6 33.3% Game: 6-17 35.3%
FT % 1st Half: 5-8 62.5% 2nd half: 15-22 68.2% Game: 20-30 66.7%

Deadball Rebounds 5

Officials: Bart Lenox, Mark Morrison, Will Howard
Technical fouls: Fort Valley State-TEAM 2. Lipscomb-None.
Attendance: 1769

Score by periods	1st	2nd	Total
Fort Valley State	21	32	53
Lipscomb	55	41	96

Points	In	Off	2nd	Fast	Bench
FVS	30	15	9	2	38
LIP	48	40	16	15	41

Last FG - FVS 2nd-01:24, LIP 2nd-01:08.

Score tied - 2 times.

Game #2 · Lipscomb vs. Gardner-Webb · Page 23

Individual Game Records (NCAA)

Scoring Highs

Pts.	Player vs. Opponent	Date
38	Jeff Dancy at Tennessee State	Jan. 14, 2002
37	Adnan Hodzic vs Mercer	Feb. 27, 2010
35	Josh Slater at ETSU	Jan. 30, 2010
35	Eddie Ard at Campbell	Jan. 3, 2008
34	Adnan Hodzic at Arizona	Dec. 21, 2009
33	Adnan Hodzic vs. Campbell	Jan. 17, 2011
33	Adnan Hodzic vs. Austin Peay	Nov. 18, 2010
32	James Poindexter vs Jacksonville	Feb. 11, 2006
31	Jordan Burgason at Mercer	Dec. 3, 2009
31	Brian Fisk at Jacksonville	Feb. 7, 2006
30	Adnan Hodzic at ETSU	Jan. 17, 2009
30	Brian Fisk at Stetson	Feb. 3, 2007
30	James Poindexter vs Pepperdine	Dec. 12, 2003
30	Josh Slater vs. North Florida	Jan. 10, 2011

Rebounding Highs

Reb.	Player vs. Opponent	Date
20	Adnan Hodzic vs Kennesaw State	Feb. 25, 2010
17	Adnan Hodzic at Austin Peay	Dec. 7, 2010
17	Adnan Hodzic vs Mercer	Feb. 27, 2010
17	Cameron Robinson vs Jackson State	Dec. 8, 2005
16	Adnan Hodzic vs. Austin Peay	Nov. 18, 2010
16	Adnan Hodzic vs Kennesaw State	Mar. 3, 2010
16	Brandon Brown vs Samford	Nov. 26, 2007
15	Chad Hartman vs Morris Brown	Nov. 24, 2002

Field Goals Made

FGM	Player vs. Opponent	Date
15	Adnan Hodzic vs Mercer	Feb. 27, 2010
14	Adnan Hodzic at ETSU	Jan. 17, 2009
14	Adnan Hodzic at Arizona	Dec. 21, 2009
13	Adnan Hodzic vs Belmont	Feb. 12, 2009

Field Goals Attempted

FGA	Player vs. Opponent	Date
22	Josh Slater at ETSU	Jan. 30, 2010
22	Eddie Ard vs Belmont	Jan. 12, 2008
22	Jeff Dancy at Troy State	Nov. 30, 2002
21	Eddie Ard at Campbell	Jan. 3, 2008
21	Brian Fisk at Belmont	Jan. 31, 2006
21	Brian Fisk at Tennessee	Dec. 29, 2005
21	Adnan Hodzic vs Mercer	Feb. 27, 2010
21	Adnan Hodzic at Arizona	Dec. 21, 2009

Field Goals Percentage

(Minimum 9 made)

FG%	Player vs. Opponent	Date
.909	Adnan Hodzic at Mercer (10-of-11)	Dec. 3, 2009
.909	Cameron Robinson at Troy (10-of-11)	Dec. 4, 2004
.900	Chad Hartman vs. Fisk (9-of-10)	Jan. 28, 2003
.875	Adnan Hodzic at ETSU (14-of-16)	Jan. 17, 2009

Field Goals Made without Miss

8	Michael Teller vs USC Upstate	Feb. 14, 2008
---	-------------------------------	---------------

Three-Point Field Goals Made

3FG	Player vs. Opponent	Date
8	Jordan Burgason at Mercer	Dec. 3, 2009
8	Trey Williams vs North Florida	Dec. 2, 2006
7	nine times	

Three-Point Field Goals Attempted

3FGA	Player vs. Opponent	Date

17	James Poindexter vs North Florida	Feb. 9, 2006
16	James Poindexter vs Campbell	Feb. 17, 2005
15	LaKory Daniels vs ETSU	Mar. 6, 2008
13	Eddie Ard at Campbell	Jan. 3, 2008
13	Jordan Burgason at ETSU	Jan. 30, 2010
13	James Poindexter at Mercer	Dec. 4, 2004
13	Trey Williams at South Carolina	Nov. 19, 2006

Three-Point Field Goals Percentage

(minimum 6 made)

3F%	Player vs. Opponent	Date
.778	Jordan Burgason at Jacksonville	Jan. 14, 2010
.700	James Poindexter vs Jacksonville	Feb. 11, 2006
.700	Jordan Burgason vs. Kennesaw St.	Feb. 24, 2011
.667	Jordan Burgason at Mercer	Dec. 3, 2009
.667	Trey Williams vs North Florida	Dec. 2, 2006

Three-Point Field Goals Made without Miss

5	Russell Hankins vs Maine	Dec. 30, 2002
---	--------------------------	---------------

Most Free Throws Made

FTM	Player vs. Opponent	Date
15	Josh Slater at Mercer	Feb. 26, 2011
15	Josh Slater vs. North Florida	Jan. 10, 2011
13	Eddie Ard at Liberty	Dec. 21, 2006
13	Ryan Roller vs Tennessee State	Dec. 5, 2002
13	Jimmy Oden vs ETSU	Feb. 16, 2009

Most Free Throws Attempted

FTM	Player vs. Opponent	Date
19	Josh Slater vs. North Florida	Jan. 10, 2011
18	Jimmy Oden vs ETSU	Feb. 16, 2009
17	Josh Slater at Mercer	Feb. 26, 2011
17	Josh Slater vs Jacksonville	Feb. 7, 2010
17	Adnan Hodzic at North Florida	Jan. 16, 2010

Free Throw Percentage

(minimum 10 made)

FT%	Player vs. Opponent	Date
1.00	Eddie Ard at Liberty (13/13)	Dec. 21, 2006
1.00	Eddie Ard at McNeese St (11/11)	Dec. 19, 2007
1.00	Jimmy Oden at ETSU (10/10)	Feb. 18, 2008
1.00	Robert Boyd vs. Stilman (10/10)	Nov. 15, 2010

Blocks

Blks	Player vs. Opponent	Date
9	Eddie Ard vs Campbell	Feb. 17, 2005
8	Albert Hacker vs Florida Atlantic	Feb. 5, 2004
5	Chad Hartman vs Campbell	Jan. 22, 2004
5	Jason Hopkins vs Tusculum	Nov. 11, 2006

Steals

Stls	Player vs. Opponent	Date
10	Josh Slater vs. USC Upstate	Feb. 17, 2011
8	Josh Slater at North Florida	Feb. 3, 2011
7	Brian Fisk at Belmont	Jan. 31, 2006
7	Michael Teller vs USC Upstate	Feb. 14, 2009
6	seven times	

Assists

Asst	Player vs. Opponent	Date
12	Josh Slater vs. USC Upstate	Feb. 17, 2011
11	Josh Slater at FGCU	Feb. 18, 2010
11	Josh Slater at Kennesaw State	Dec. 5, 2009
10	Craig Schoen vs UT-Martin	Dec. 7, 2002
10	Trey Williams at Campbell	Feb. 16, 2006
10	Josh Slater vs ETSU	Feb. 16, 2009

Individual Season Records (NCAA)

Most Points

No.	Player	Year
682	Adnan Hodzic	2009-10
532	Adnan Hodzic	2010-11
518	Eddie Ard	2005-06
514	Josh Slater	2009-10
513	Adnan Hodzic	2008-09
511	Brian Fisk	2005-06
496	Josh Slater	2010-11
468	Eddie Ard	2007-08
464	Eddie Ard	2006-07
404	Brian Fisk	2006-07

Most Rebounds

No.	Player	Year
272	Adnan Hodzic	2009-10
229	Shaun Durant	2005-06
224	Chad Hartman	2002-03
224	Adnan Hodzic	2010-11
212	Adnan Hodzic	2008-09
200	Brandon Brown	2007-08
183	Josh Slater	2010-11
180	Eddie Ard	2006-07
180	Jason Hopkins	2007-08
179	Brandon Brown	2008-09

Most Field Goals Made

No.	Player	Year
269	Adnan Hodzic	2009-10
210	Adnan Hodzic	2008-09
206	Adnan Hodzic	2010-11
187	Eddie Ard	2005-06
182	Brian Fisk	2005-06
157	Eddie Ard	2007-08
157	Josh Slater	2009-10
152	Eddie Ard	2006-07
151	Josh Slater	2010-11

Most Field Goals Attempted

No.	Player	Year
445	Adnan Hodzic	2009-10
425	Brian Fisk	2005-06
391	Eddie Ard	2007-08
376	Eddie Ard	2005-06
372	Eddie Ard	2006-07
367	Brian Fisk	2004-05
366	Adnan Hodzic	2010-11
358	Adnan Hodzic	2008-09
352	Josh Slater	2010-11
345	Josh Slater	2009-10

Best Field Goals Percentage

(minimum 5 made per game)

FG%	Player	Year
.604	Adnan Hodzic (269-of-445)	2009-10
.587	Adnan Hodzic (210-of-358)	2008-09
.563	Adnan Hodzic (206-of-366)	2010-11
.497	Eddie Ard (187-of-376)	2005-06
.455	Josh Slater (157-of-345)	2009-10

Most Three-Point Field Goals Made

No.	Player	Year
96	Jordan Burgason	2009-10
84	Jordan Burgason	2010-11
70	James Poindexter	2005-06

Game #2 · Lipscomb vs. Gardner-Webb · Page 24

64	Trey Williams	2006-07
64	James Poindexter	2004-05
62	LaKory Daniels	2007-08
59	Michael Teller	2008-09

Most Three-Point Field Goals Attempted

No.	Player	Year
219	Jordan Burgason	2009-10
201	Jordan Burgason	2010-11
194	James Poindexter	2005-06
189	Trey Williams	2006-07
174	LaKory Daniels	2007-08
166	Michael Teller	2008-09
165	James Poindexter	2004-05

Best Three-Point Field Goals Percentage

(minimum 2 made per game)

FG%	Player	Year
.438	Jordan Burgason (96-of-219)	2009-10
.418	Jordan Burgason (84-of-201)	2010-11
.388	James Poindexter (64-of-165)	2004-05
.361	James Poindexter (70-of-194)	2005-06
.356	LaKory Daniels (62-of-174)	2007-08
.339	Trey Williams (64-of-189)	2006-07

Most Free Throws Made

No.	Player	Year
160	Josh Slater	2010-11
157	Josh Slater	2009-10
144	Adnan Hodzic	2009-10
134	Ryan Roller	2002-03
122	Eddie Ard	2006-07
119	Adnan Hodzic	2010-11
106	Josh Slater	2008-09
103	Eddie Ard	2005-06
101	Jimmy Oden	2008-09

Most Free Throws Attempted

No.	Player	Year
225	Josh Slater	2009-10
222	Josh Slater	2010-11
213	Adnan Hodzic	2009-10
164	Adnan Hodzic	2010-11
161	Ryan Roller	2002-03
146	Eddie Ard	2006-07
144	Josh Slater	2008-09
133	Eddie Ard	2007-08

Best Free Throw Percentage

(minimum 2 made per game)

FG%	Player	Year
.880	James Poindexter (81-of-92)	2002-03
.836	Eddie Ard (122-of-146)	2006-07
.817	Eddie Ard (103-of-126)	2005-06
.816	James Poindexter (71-of-87)	2005-06
.808	James Poindexter (59-of-73)	2004-05
.802	Jimmy Oden (101-of-126)	2008-09

Most Blocks

No.	Player	Year
50	Albert Hacker	2002-03
49	Albert Hacker	2003-04
46	Albert Hacker	2001-02
27	Jason Hopkins	2007-08
24	Chad Hartman	2003-04
23	Eddie Ard	2004-05

Most Steals

No.	Player	Year
93	Josh Slater	2010-11
59	Brian Fisk	2005-06
58	Brian Fisk	2004-05
58	Eddie Ark	2005-06
58	Josh Slater	2009-10
52	Brian Fisk	2003-04
48	Trey Williams	2005-06
48	Josh Slater	2008-09
48	Jimmy Oden	2008-09
48	Robert Boyd	2010-11

Most Assists

No.	Player	Year
155	Josh Slater	2009-10
139	Josh Slater	2010-11
125	Trey Williams	2005-06
115	Craig Schoen	2002-03
113	Trey Williams	2006-07
112	Michael Lusk	2008-09
100	Josh Slater	2008-09

Individual Career Records (NCAA)

Most Points

No.	Player	Years
2002	Adnan Hodzic	2007-11
1633	Brian Fisk	2003-07
1624	Eddie Ard	2004-08
1602	Josh Slater	2007-11
1234	James Poindexter	2002-06
992	Brandon Brown	2007-11
^821	Jordan Burgason	2008-pr
790	Michael Lusk	2005-09
717	Chad Hartman	2001-04

Scoring Average

Avg.	Player	Year
16.5	Adnan Hodzic (120 games)	2007-11
13.8	Brian Fisk (118 games)	2003-07
13.8	Eddie Ard (118 games)	2004-08
13.1	Josh Slater (121 games)	2007-11
11.3	Ryan Roller (55 games)	2001-03
10.9	James Poindexter (113 games)	2002-06

Most Rebounds

Avg.	Player	Year
840	Adnan Hodzic	2007-11
611	Brandon Brown	2007-11
589	Josh Slater	2007-11
577	Eddie Ard	2004-08
499	Brian Fisk	2003-07
461	Chad Hartman	2001-04
420	Cameron Robinson	2002-06
392	Shaun Durant	2004-06

Most Field Goals Made

No.	Player	Year
799	Adnan Hodzic	2007-11
571	Brian Fisk	2003-07
561	Eddie Ard	2004-08
487	Josh Slater	2007-11
375	James Poindexter	2002-06
369	Brandon Brown	2007-11
263	Chad Hartman	2001-04

Most Field Goals Attempted

No.	Player	Year
1373	Brian Fisk	2003-07
1363	Adnan Hodzic	2007-11
1273	Eddie Ard	2004-08
1148	Josh Slater	2007-11
979	James Poindexter	2002-06
719	Brandon Brown	2007-11
657	Michael Teller	2006-11
^630	Jordan Burgason	2008-pr
585	Michael Lusk	2005-09

Best Field Goals Percentage

(minimum 100 made)

FG%	Player	Year
.624	Shaun Durant (166-of-266)	2004-06
.613	Cameron Robinson (185-of-302)	2002-06
.586	Adnan Hodzic (796-of-356)	2007-11
.582	Jason Hopkins (114-of-196)	2006-08
.533	Chad Hartman (263-of-493)	2001-04

Most Three-Point Field Goals Made

No.	Player	Year
-----	--------	------

Game #2 · Lipscomb vs. Gardner-Webb · Page 25

^211	Jordan Burgason	2008-pr
199	James Poindexter	2002-06
180	Brian Fisk	2003-07
156	Michael Teller	2006-11
144	Josh Slater	2007-11
135	Eddie Ard	2004-08
114	Russell Hankins	2001-04
110	Michael Lusk	2005-09

Most Three-Point Field Goals Attempted

No.	Player	Year
549	James Poindexter	2002-06
^507	Jordan Burgason	2008-pr
490	Brian Fisk	2003-07
464	Michael Teller	2006-11
435	Josh Slater	2007-11
379	Eddie Ard	2004-08
302	Michael Lusk	2005-09

Best Three-Point Field Goals Percentage

(minimum 100 made)

FG%	Player	Year
.434	Matt Jarboe (106-of-244)	2001-05
.419	Russell Hankins (114-of-272)	2001-04
^.416	Jordan Burgason (211-of-507)	2008-pr
.367	Brian Fisk (180-of-490)	2003-07
.364	Michael Lusk (110-of-302)	2005-09
.362	James Poindexter (199-of-549)	2002-06
.356	Eddie Ard (135-of-379)	2004-08

Most Free Throws Made

No.	Player	Year
484	Josh Slater	2007-11
403	Adnan Hodzic	2007-11
367	Eddie Ard	2004-08
311	Brian Fisk	2003-07
285	James Poindexter	2002-06
217	Brandon Brown	2007-11
197	Ryan Roller	2001-03
179	Chad Hartman	2001-04

Most Free Throws Attempted

No.	Player	Year
672	Josh Slater	2007-11
576	Adnan Hodzic	2007-11
490	Eddie Ard	2004-08
423	Brian Fisk	2003-07
350	James Poindexter	2002-06
352	Brandon Brown	2007-11
270	Chad Hartman	2001-04

Best Free Throw Percentage

(minimum 100 made)

FG%	Player	Year
.814	James Poindexter (285-of-350)	2002-06
.814	Ryan Roller (197-of-242)	2001-03
.749	Eddie Ard (367-of-490)	2004-08
.737	Jimmy Oden (143-of-194)	2007-09
.736	Trey Williams (103-of-140)	2005-07
.735	Brian Fisk (311-of-423)	2003-07

Most Blocks

No.	Player	Year
145	Albert Hacker	2001-04
76	Eddie Ard	2004-08
51	Chad Hartman	2001-04
49	Brandon Brown	2007-11
47	Jason Hopkins	2006-08

Most Steals

No.	Player	Year
224	Josh Slater	2007-11
212	Brian Fisk	2003-07
153	Eddie Ard	2004-08
115	Michael Lusk	2005-09
88	Trey Williams	2005-07
88	Brandon Brown	2007-11
87	Michael Teller	2006-11
76	Jimmy Oden	2007-09

Most Assists

No.	Player	Year
462	Josh Slater	2007-11
362	Brian Fisk	2003-07
279	Michael Lusk	2005-09
238	Trey Williams	2005-07
196	James Poindexter	2002-06
191	Eddie Ard	2004-08



2 **Zavion Williams**
5-10 / 170 FR Guard
Clarksville, TN



3 **Carter Sanderson**
6-1 / 170 FR Guard
Nashville, TN



4 **Deonte Alexander**
6-1 / 175 JR Guard
Nashville, TN




5 **Jacob Arnett**
6-4 / 210 JR Guard
Memphis, TN



10 **Jordan Burgason**
6-3 / 190 SR Guard
Ames, IA




12 **Robert Boyd**
6-3 / 165 SO Guard
Knoxville, TN



15 **Justin Glenn**
6-8 / 225 SR Center
Tulsa, OK



20 **Chad Johnson**
6-0 / 185 FR Guard
Edmond, Okla.



22 **Damarius Smith**
6-4 / 185 FR Forward
Clarksville, TN



35 **Martin Smith**
6-4 / 190 FR Forward
Clarksville, TN



42 **Zack Ellis**
6-5 / 180 SO Forward
Franklin, TN



52 **Malcolm Smith**
6-5 / 210 FR Forward
Clarksville, TN



55 **Marvin Williams**
6-8 / 270 FR Forward
Memphis, TN



Head Coach
Scott Sanderson



Assistant Coach
Shaun Senters



Assistant Coach
Pete Froedden



Assistant Coach
Jay Walton