

2017-18 CUMBERLAND WOMEN'S BASKETBALL

CUMBERLAND SPORTS INFORMATION
 Jo Jo Freeman
 615/547-1350 (office) 615/631-9522 (cell)
 jfreeman@cumberland.edu

8 NAIA National Tournament Appearances (1999, 2005, 2006, 2007, 2013, 2015, 2016, 2018)

2017-18 SCHEDULE/RESULTS

Overall Record: 20-11, 8-6 Mid-South

Date Opponent Results

October

30 Oakwood University W, 79-41

November

3 Martin Methodist L, 57-53
 9 at Oakwood University. W, 107-58
 11 at #3 Freed-Hardeman L, 83-51
 18 at #25 Talladega College. W, 61-60
 24 vs #4 Vanguard University. L, 58-45
 25 vs University of Providence. L, 59-36
 28 Hiwassee College W, 69-34

December

2 Carver College. W, 73-37
 7 at Tennessee Tech#. L, 83-52
 9 Indiana-Southeast W, 57-47
 11 Talladega College W, 61-50
 14 at Stillman College. W, 55-51
 16 Huntington University. W, 53-51
 31 University of Mobile W, 74-62

January

4 Stillman College. W, 55-52
 6 at #12 Lindsey Wilson* L, 67-51
 11 at University of Pikeville* W, 57-50
 13 at #4 Shawnee State* L, 57-53
 18 Univ. of the Cumberlands* W, 42-39
 20 Life University* W, 77-57
 25 at Georgetown College* W, 59-56
 27 #3 Campbellsville Univ.* L, 82-63

February

1 #9 Lindsey Wilson* L, 77-47
 8 #2 Shawnee State*. L, 53-39
 10 University of Pikeville* W, 59-37
 15 at Life University*. W, 71-53
 17 at University of Cumberlands*. W, 51-46
 22 at #3 Campbellsville Univ.* L, 83-49
 24 Georgetown College* W, 81-71

March

1 at University of Pikeville% W, 62-56
 3 vs. #1 Shawnee State% L, 70-63
 15 vs. #4 Westmont College& 11:45 AM

* - Mid-South Conference Game

All game times Central Time

\$ - Jackson Rotary Classic, Jackson, Tenn.

- Exhibition

% - Mid-South Conference Championships, Pikeville, Ky.

& - 38th Annual NAIA Championships, Billings, Mont.

Home games in Bold

PHOENIX GAMEDAY

Cumberland University vs.
 Westmont College

Date: March 15, 2018

Tip Time: 10:45 AM MT

Location: Billings, Mont.

Arena: Rimrock Auto Arena at MetraPark

Capacity: 12,000

Series: Never Met

Last Meeting: Never Met

Broadcast: Stretch Internet and

GoCumberlandAthletics.com

Play-by-Play: Jon Boyce



CUMBERLAND UNIV. PHOENIX

2017-18 Record: 20-11
 Ranking (NAIA): RV
 Last Game: March 3, 2018
 lost to Shawnee State, 70-63
 Coach: Jeremy Lewis
 Ninth Season
 Career Record: 150-115
 vs. WEST: 0-0

2017-18 Stats Leaders

Points: A. Patton, 10.7
 Rebounds: Kaitlin Oliver, 7.1
 Assists: Janisha Lindsey, 5.0
 Steals: Janisha Lindsey, 2.8
 Blocks: Micah Norris, 0.9



WESTMONT COLLEGE WARRIORS

2017-18 Record: 22-6
 Ranking (NAIA): 4
 Last Game: March 5, 2018
 def. Vanguard University, 48-46
 Coach: Kirsten Moore
 13th Season
 Career Record: 300-110
 vs. CU: 0-0

2017-18 Stats Leaders

Points: Lauren McCoy, 14.1
 Rebounds: Joy Krupa, 8.6
 Assists: Joy Krupa, 4.0
 Steals: Joy Krupa, 1.6
 Blocks: Morgan Haskin, 2.0

● Cumberland received an at-large berth into the 38th Annual NAIA Championships, the program's eighth appearance in the national tournament and fourth in the last six years under head coach Jeremy Lewis. The Phoenix have posted a 9-7 all-time record in the national tourney, reaching the championship game in 2007 and the Fab Four in 2013. Lewis has registered a 4-3 mark in the NAIA Championships, including the Fab Four appearance in 2013. CU and Westmont College have never met in basketball and Vanguard University is the only Golden State Athletic Conference member to face the Phoenix in the national tournament (2007).

● Cumberland dropped to 1-9 against ranked opponents this season with the March 3 loss to Shawnee State. CU has eight losses to teams ranked in the Top 10 nationally, with seven of those defeats against Mid-South Conference opponents. The Phoenix also lost to No. 3 Freed-Hardeman and fourth-ranked Vanguard University. CU's only win against the Top 25 was at 25th-ranked Talladega College.

● Cumberland ranks ninth nationally (among 89 schools) in scoring defense (56.581), 18th in FG percentage defense (.362) and 22nd in 3-point FG percentage defense (.290) as of March 10. The Phoenix have allowed 60 points just nine times this season and more than 62 only seven times.

Cumberland in NAIA Championships

Date	Location	Score
3/17/99	Louisiana College#	L, 95-87
3/16/05	Xavier [LA] Univ.#	W, 63-50
3/18/05	Houston Baptist#	L, 86-59
3/15/06	Univ. of Cumberlands#	L, 68-67
3/15/07	Oklahoma Baptist#	W, 72-58
3/16/07	Lewis-Clark State#	W, 86-83
3/17/07	Langston Univ.#	W, 72-71
3/19/07	Vanguard Univ.#	W, 68-64
3/20/07	Lambuth Univ.#	L, 63-50
3/14/13	Coastal Georgia\$	W, 59-47
3/15/13	Benedictine College\$	W, 65-54
3/16/13	Lubbock Christian\$	W, 63-61
3/18/13	Lee Univ.\$	L, 43-41
3/19/15	Westminster College%	L, 53-38
3/16/16	Bethel Univ.%	W, 56-51
3/18/16	Lewis-Clark State%	L, 75-70

- Jackson, Tenn.
 \$ - Frankfort, Ky.
 % - Independence, Mo.

Cumberland Phoenix

Probable Starters	Ht.	Cl.-Exp.	PPG	RPG	APG	SPG	BLK
G 2 Janisha Lindsey	5-3	r-SR-1L	4.5	3.3	5.0	2.8	0.1
G 24 Ant'Treasia Patton	5-8	JR-TR	10.7	4.8	1.2	1.2	0.3
G 1 Micah Norris	5-10	SR-TR	10.2	4.3	1.5	2.4	0.9
F 32 Kaitlin Oliver	5-10	SR-3L	7.3	7.1	1.4	1.3	0.2
F 44 Kyra Tucker	5-8	JR-JC	10.6	2.6	1.2	0.6	0.2

Off The Bench

G 5 Kerrice Watson	5-10	SO-1L	3.6	2.2	1.0	0.7	0.1
G 21 Carli Codner-Pinto	5-5	JR-JC	4.5	1.3	1.6	0.7	0.1
F 4 Cydney Goodrum	5-9	r-SR-1L	2.9	3.1	0.4	0.3	0.2
F 34 Katherine Griffith	6-0	SO-1L	3.7	2.4	0.1	0.1	0.6

QUICK FACTS

Location Lebanon, Tenn.
 Enrollment 2,314
 Founded 1842
 Nickname Phoenix
 Colors Cardinal and White
 President Dr. Paul C. Stumb
 Director of Athletics Ron Pavan
 Associate Athletic Director Mitch Walters
 Athletics Phone 615/547-1348
 Web Site GoCumberlandAthletics.com
 Conference Mid-South
 Home Court Dallas Floyd Gymnasium (2,000)

MEDIA RELATIONS

Director (WBB Contact) Jo Jo Freeman
 Freeman's e-mail jfreeman@cumberland.edu
 Freeman's Office Phone 615/547-1350
 Freeman's Cell Phone 615/631-9522
 Graduate Assistant Stephanie Kushnir
 Kushnir's e-mail skushnir@cumberland.edu
 Kushnir's Office Phone 615/453-6338
 Kushnir's Cell Phone 845/772-1279
 Sports Information Fax 615/443-8422
 Mailing Address One Cumberland Square
 218 S. Greenwood St.
 Lebanon, TN 37087

COACHING STAFF

Head Coach Jeremy Lewis
 Alma Mater Cumberland Univ., 2004
 Record at CU 130-104 (Eight Seasons)
 Career Record Same
 Basketball Office Phone 615/547-1319
 Assistant Coach Chelsey Hall
 Graduate Assistant Terra Pryor

TEAM INFORMATION

2016-17 Record 15-12
 2016-17 Mid-South Record/Finish 4-10/15th
 2016-17 Postseason NA
 Letterwinners Returning/Lost 9/6
 Starters Returning/Lost 2/3
 Newcomers 5

Griffith, Watson main catalysts in near upset of Shawnee State

Sophomores Katherine Griffith and Kerrice Watson combined for 26 points, 20 of those in the second half, and Griffith put Cumberland ahead with 1:10 to play, but top-ranked Shawnee State netted the final eight points of the game in a 70-63 victory in the semifinals of the Mid-South Conference Championships on March 3 in Pikeville, Ky. Griffith collected eight of her 14 points in the fourth quarter, including eight of the last 10 points for the Phoenix in the contest. Her baskets with 1:55 and 1:10 remaining put Cumberland ahead, 63-62, but CU missed a pair of shots and committed two turnovers in the final 70 seconds in the loss. It marked the second double-digit scoring game of the year for Griffith and first since November 9. Watson posted 12 points, all in the second half, and hit all six free throw attempts for the Phoenix. It marked the third double-figure scoring outing of the season for Watson and first since November 28.

Norris playing her best at the end

Senior Micah Norris has scored in double figures in five of the last seven games and 8-of-12 since January 18. The Murfreesboro, Tenn., native netted a season-best 18 points at Campbellsville University on February 22 with 15 points in the first half. She added 17 points at the University of the Cumberlands, 11 of those in the fourth quarter, and collected 15 points versus Shawnee State. She posted 17 points against the University of Pikeville in the quarterfinals of the Mid-South Conference Championships as well. Norris has netted double-digits 15 times this season, including 17 points against Talladega College and 16 versus Vanguard University and the University of Mobile. She ranks second in the Mid-South Conference and 17th

BY THE NUMBERS

CU	Stat	WEST
59.8	Points	62.3
36.1	Rebounds	41.0
13.4	Assists	12.2
10.3	Steals	6.2
2.6	Blocks	5.5
.388	Field Goal Percentage	.419
.315	3-Point Percentage	.331
.607	Free Throw Percentage	.667
16.8	Turnovers	14.0

nationally with 73 steals this year, 2.43 per outing, after registering seven thefts at Campbellsville. She has 13 contests with at least three thefts and eight outings with four or more steals. Norris ranks third on the club in scoring and rebounding with 10.2 points and 4.3 rebounds per game.

Patton increases scoring average

Junior Ant'Treasia Patton increased her scoring average through January and February, a difficult feat in conference play. The Nashville, Tenn., native scored in double figures just three times in the first 11 games this season before netting a season-best 22 points at Stillman College. She missed two weeks of practice over Christmas with an injury and after three up-and-down games to begin league play, Pat-

PRONUNCIATIONS

Nia Flowers NEE-uh
 Cydney Goodrum SIDNEY
 Janisha Lindsey juh-NEE-shuh
 Jailen Murphy JAY-lynn
 Ant'Treasia Patton AND-tree-see-uh
 Calynne Pridemore KAY-lynn
 Kyra Tucker KIE (like tie)-ruh
 Briana Vandlen BREE-on-uh
 Kerrice Watson CARE-us

A QUICK LOOK AT CUMBERLAND BASKETBALL

No.	Name	Pos.	Ht.	Cl.	Hometown/HS/JC/Transfer	Notes
1	Micah Norris	G	5-10	SR	Murfreesboro, Tenn./Blackman HS (East Tennessee State)	Tremendous defender, streaky offensive player
2	Janisha Lindsey	G	5-3	r-SR	Evansville, Ind./Benjamin Bosse HS (Chipola College)	Quick point guard, excellent distributor
3	Jailen Murphy	G	5-9	r-SR	Nashville, Tenn./Brentwood Academy (Freed-Hardeman)	Can score and rebound, needs more consistent effort
4	Cydney Goodrum	G/F	5-9	r-SR	Kennesaw, Ga./Jamesville DeWitt [NY] HS (Roberts Wesleyan)	Long arms, good defender
5	Kerrice Watson	G	5-10	SO	Bartlett, Tenn./Bolton HS	Playing more off the ball this season, has ability to slash
12	Nia Flowers	G	5-6	JR	Oswego, Ill./Oswego East HS (Moberly Area CC)	Juco transfer, change-of-pace guard
20	Kaitlyn Norman	G/F	5-10	FR	Westmoreland, Tenn./Westmoreland HS	Freshman with lots of potential, tough defender
21	Carli Codner-Pinto	G	5-5	JR	Columbus, Ohio/Northland HS (Columbus State CC)	Offensive acumen, has yet to show consistency
22	Calynne Pridemore	F	5-11	SO	Knoxville, Tenn./Grace Christian Academy	Good size, needs work on defense
24	Ant'Treasia Patton	G	5-8	JR	Nashville, Tenn./John Overton HS (Austin Peay)	All-around player, can score and rebound
32	Kaitlin Oliver	G	5-10	SR	LaVergne, Tenn./Oakland HS	Most improved player on team, scoring/rebounding more
34	Katherine Griffith	F	6-0	SO	Knoxville, Tenn./Grace Christian Academy	Good hands, big body, still needs consistency
35	Briana Vandlen	G	5-8	FR	Adams, Tenn./Davidson Academy	Third point guard, will see action only if needed
44	Kyra Tucker	G/F	5-8	JR	Indianapolis, Ind./Lawrence Central HS (Vincennes University)	Good scorer and distributor, plays facing basket

Head Coach: Jeremy Lewis, Ninth Season
 Assistant Coaches: Chelsey Hall, Terra Pryor

2017-18 STARTING LINEUPS

Opponent	Game-by-Game Starters					Result
Oakwood University	Lindsey	Patton	Norris	Tucker	Oliver	W, 79-41
Martin Methodist	Codner-Pinto	Patton	Norris	Tucker	Oliver	L, 57-53
Oakwood University	Lindsey	Patton	Norris	Murphy	Oliver	W, 107-58
Freed-Hardeman	Lindsey	Patton	Norris	Murphy	Oliver	L, 83-51
Talladega College	Lindsey	Patton	Norris	Tucker	Oliver	W, 61-60
Vanguard University	Lindsey	Patton	Norris	Tucker	Oliver	L, 58-45
University of Providence	Lindsey	Patton	Norris	Tucker	Oliver	L, 59-36
Hiwassee College	Codner-Pinto	Patton	Norris	Tucker	Oliver	W, 69-34
Carver College	Codner-Pinto	Patton	Norris	Tucker	Oliver	W, 73-37
Indiana-Southeast	Codner-Pinto	Patton	Norris	Tucker	Oliver	W, 57-47
Talladega College	Codner-Pinto	Patton	Norris	Tucker	Oliver	W, 61-50
Stillman College	Codner-Pinto	Patton	Norris	Tucker	Oliver	W, 55-51
Huntington University	Codner-Pinto	Patton	Norris	Tucker	Oliver	W, 53-51
University of Mobile	Codner-Pinto	Murphy	Norris	Tucker	Oliver	W, 74-62
Stillman College	Codner-Pinto	Murphy	Norris	Tucker	Oliver	W, 55-52
Lindsey Wilson	Codner-Pinto	Patton	Norris	Tucker	Oliver	L, 67-51
University of Pikeville	Lindsey	Patton	Norris	Tucker	Oliver	W, 57-50
Shawnee State	Lindsey	Patton	Norris	Tucker	Oliver	L, 57-53
Univ. of Cumberlands	Lindsey	Patton	Norris	Tucker	Oliver	W, 42-39
Life University	Lindsey	Patton	Norris	Tucker	Oliver	W, 77-57
Georgetown College	Lindsey	Patton	Norris	Tucker	Oliver	W, 59-56
Campbellsville Univ.	Lindsey	Patton	Norris	Tucker	Oliver	L, 82-63
Lindsey Wilson	Lindsey	Patton	Norris	Tucker	Oliver	L, 77-47
Shawnee State	Lindsey	Patton	Norris	Oliver	Griffith	L, 53-39
University of Pikeville	Lindsey	Patton	Norris	Tucker	Oliver	W, 59-37
Life University	Lindsey	Codner-Pinto	Patton	Tucker	Oliver	W, 71-53
Univ. of Cumberlands	Lindsey	Patton	Norris	Tucker	Oliver	W, 51-46
Campbellsville Univ.	Lindsey	Patton	Norris	Tucker	Oliver	L, 83-49
Georgetown College	Lindsey	Patton	Norris	Goodrum	Oliver	W, 81-71
University of Pikeville	Lindsey	Patton	Norris	Tucker	Oliver	W, 62-56
Shawnee State	Lindsey	Patton	Norris	Tucker	Oliver	L, 70-63

ton scored in double-digits in eight of the last 11 league outings, leading the club with 13.5 points per contest. She recorded 21 points at Georgetown College, netted 19 versus Life University and posted 16 points versus the University of the Cumberlands. She is shooting 39 percent from 3-point range this season, including 45 percent (30-for-67) against league opponents. She posted 11.4 points per outing in 16 games against Mid-South opponents. Patton also ranks second on the club with 4.8 rebounds per contest with 12 games this season of six or more boards, including nine against Indiana-Southeast and Georgetown and eight versus Huntington University and the first two meetings versus Pikeville.

Assists, steals adding up for Lindsey

Senior Janisha Lindsey leads the Mid-South Conference in assists per game (5.04) and assist-to-turnover ratio (2.42) while ranking ninth and third, respectively, in the country in those categories heading into the NAIA Championships. She also leads the MSC and ranks seventh nationally in steals per game (2.88). Lindsey has 11 games this season with six or more assists, including 13 at Oakwood University, nine versus Vanguard University and Campbellsville University and eight against Life University and Georgetown College. She has played in just 25 games in 2017-18, missing

six contests from November 28-December 16, dealing with personal and family issues. Lindsey collected just eight points, eight assists and six rebounds in her first three games back on the court, but the Evansville, Ind., native has averaged 5.6 points, 3.6 rebounds and 5.5 assists (88 assists to just 35 turnovers) against Mid-South Conference opponents. She posted her best game of the season at the University of Pikeville in January, finishing with 10 points, seven rebounds and six assists in 28 minutes, and followed that with 10 points at Shawnee State. She scored a season-best 15 points at Life University and netted 14 points with four boards and seven assists against Shawnee State in the semifinals of the conference tournament.

Tucker struggling with her shot

Junior Kyra Tucker ranks second on the team lead in scoring with 10.6 points per game after leading the club in scoring for almost the entire season. The Indianapolis, Ind., native netted 14 or more points in 6-of-11 contests from December 9-January 20. She exploded for a career-best 27 points against the University of Mobile on Dec. 31, hitting 10-of-15 shots overall and 6-for-6 from behind the arc, and collected 22 points versus Life University, 14 of those in the second half. Tucker added 17 points at Lindsey Wilson and 15 points against Indiana-Southeast

MEDIA INFORMATION

Cumberland on the Radio

■ All Mid-South Conference and postseason basketball games may be heard at GoCumberlandAthletics.com. Jon Boyce begins his ninth season at CU, handling play-by-play duties for the fourth year in 2017-18.

Interview Protocol

■ After a 10-minute cooling off period, requested players and head coach Jeremy Lewis will be available for members of the media. The Cumberland locker room is **CLOSED** both at home and on the road. At home, the interview area is located just off the southwest corner of the playing floor. On the road, requested players and Coach Lewis will be brought to an area designated by the home team. Player requests should be directed to Sports Information Director Jo Jo Freeman.

Credentials

■ Arrangement for media credentials for the 2017-18 basketball season should be directed to the Sports Information Office. Requests by accredited media members should be made in writing and submitted on company letterhead to Jo Jo Freeman. Priority issuance of credentials will be given to daily newspapers and television stations that cover Cumberland basketball on a regular basis. Other credential requests will be fulfilled on a space available basis.

GoCumberlandAthletics.com

■ Cumberland basketball statistics and notes are available 24 hours a day, seven days a week at GoCumberlandAthletics.com. Media are invited to use the official web site for Cumberland athletics for information regarding all CU athletic teams.

and at Shawnee State. Over the last 10 games, though, she has scored more than 12 points just once, netting 15 against the University of Pikeville. She is averaging just 8.9 points while shooting 38 percent (31-of-82) overall and 28 percent (10-for-36) from 3-point range during the 10-game stretch.

Oliver making most of senior year

Senior Kailin Oliver averages 7.3 points and 7.1 rebounds per game this season, more than doubling her outputs over any of her three previous campaigns at Cumberland. The LaVergne, Tenn., native has scored in double figures nine times, including a career-high 20 points at Oakwood University and 12 points versus Indiana-Southeast. She has grabbed double figure rebounds in six games, collecting 13 boards at Talladega College and versus Shawnee State and 14 against Huntington University. Oliver registered 10 points and 11 rebounds at the

**2017-18 Mid-South
Conference Standings**
(as of March 10, 2017)

School	MSC	Pct.	Overall	Pct.
Shawnee State	14-0	1.000	30-3	.909
Campbellsville Univ.	12-2	.857	28-5	.848
Lindsey Wilson	10-4	.714	25-7	.781
Cumberland Univ.	8-6	.571	20-11	.645
Univ. of Pikeville	5-9	.357	14-17	.452
Univ. of Cumberlands	4-10	.286	16-13	.552
Georgetown College	2-12	.143	8-22	.267
Life Univ.	1-13	.071	11-20	.355

Mid-South Schedule/Results

MARCH 1

Shawnee State 111, Life Univ. 49
 Cumberland Univ. 62, Univ. of Pikeville 56
 Campbellsville Univ. 85, Georgetown College 64
 Lindsey Wilson 74, Univ. of Cumberlands 57

MARCH 3

Shawnee State 70, Cumberland Univ. 63
 Campbellsville Univ. 90, Lindsey Wilson 78

MARCH 4

Shawnee State 81, Campbellsville Univ. 79

First Team All-Mid-South Conference

Jamie Castle, University of Pikeville
 Madison Clements, Campbellsville University
 Bailey Cummins, Shawnee State
 Jordan Doram, Campbellsville University
 Ashton Lovely, Shawnee State
 Cheyenne Madden, Univ. of the Cumberlands
 Hannah Miller, Shawnee State
 Kennesha Nichols, Life University
 Madison Ridout, Shawnee State

Second Team All-Mid-South Conference

Madison Faulkner, Campbellsville University
 Savannah Gregory, Campbellsville University
 Janisha Lindsey, Cumberland University
 Aundrea Matchen, University of Pikeville
 Micah Norris, Cumberland University
 Ant'Treasia Patton, Cumberland University
 Gerda Paulauskaite, Lindsey Wilson
 Lydia Poe, Shawnee State
 Kyra Tucker, Cumberland University
 Reagan Turner, Lindsey Wilson

Player of the Year

Kayla Styles, Lindsey Wilson

Randy Vernon Defensive Player of the Year

Gerda Paulauskaite, Lindsey Wilson

Freshman of the Year

Reagan Turner, Lindsey Wilson

Coach of the Year

Jeff Nickel, Shawnee State

Champions of Character Award

Savannah Gregory, Campbellsville University

TRACKING THE PHOENIX

Opponent	Largest Lead	Largest Deficit	Best Run	Opp. Run	Opp. TO	Pts. Off. TO	Record
Oakwood University	44	0	15-2	13-3	33	40	1-0
Martin Methodist	4	13	10-2	14-6	19	7	1-1
Oakwood University	54	0	20-2	7-2	24	37	2-1
Freed-Hardeman	0	40	14-4	20-6	10	11	2-2
Talladega College	9	5	11-3	15-6	27	32	3-2
Vanguard University	2	14	6-0	15-8	19	11	3-3
University of Providence	3	30	12-6	18-1	18	11	3-4
Hiwassee College	44	0	9-0	11-2	17	27	4-4
Carver College	38	0	17-3	7-0	27	33	5-4
Indiana-Southeast	13	0	11-4	16-7	22	11	6-4
Talladega College	12	5	15-5	12-5	17	19	7-4
Stillman College	7	9	16-7	11-2	17	21	8-4
Huntington University	9	7	9-2	16-4	20	20	9-4
University of Mobile	17	0	14-2	10-3	20	14	10-4
Stillman College	4	8	8-0	9-2	24	15	11-4
Lindsey Wilson	0	18	14-6	16-6	14	14	11-5/0-1
University of Pikeville	14	0	14-0	15-6	12	14	12-5/1-1
Shawnee State	2	10	11-0	11-2	19	10	12-6, 1-2
Univ. of Cumberlands	7	3	8-0	7-1	22	21	13-6, 2-2
Life University	28	0	22-4	7-2	18	15	14-6, 3-2
Georgetown College	9	4	16-5	9-0	20	12	15-6, 4-2
Campbellsville Univ.	2	24	8-3	15-6	16	15	15-7, 4-3
Lindsey Wilson	1	41	6-2	17-0	13	14	15-8, 4-4
Shawnee State	2	19	6-0	10-0	13	11	15-9, 4-5
University of Pikeville	3	22	18-5	9-0	14	15	16-9, 5-5
Life University	21	0	15-4	12-0	12	12	17-9, 6-5
Univ. of Cumberlands	5	19	24-0	16-2	20	18	18-9, 7-5
Campbellsville Univ.	0	34	8-2	14-3	23	16	18-10, 7-6
Georgetown College	22	0	26-9	19-5	14	12	19-10, 8-6
University of Pikeville	16	4	25-6	13-1	13	11	20-10
Shawnee State	2	9			15	14	20-11

University of Pikeville in January, the team's only double-double of the season. She went through a horrendous shooting slump over a three-game stretch at the beginning of February, connecting on just 8-of-33 shots (.242), but has connected on 16-for-26 (.615) in the last six outings. She struggles at the free throw line, hitting only 45 percent (46-of-103) but made 5-of-6 and netted 11 total points in the quarterfinal win against Pikeville in the Mid-South Conference Championships. She ranks sixth in the MSC in rebounding per game and is averaging a team-high 30.5 minutes per contest.

Codner-Pinto finds shooting stroke

Junior Carli Codner-Pinto has scored in double figures three times in the last 10 games (with another contest of nine points) after netting double-digits just once in the first 21 contests this season. She registered 13 points against Campbellsville University on January 27, hitting 3-of-5 from 3-point range, and added 11 points with three more triples at Life University. The Columbus, Ohio, native collected 12 points, all in the first half, hitting 3-for-7 from behind the arc, against Georgetown College and added nine points (3-of-5 from 3-point range) versus Shawnee State in the semifinals of the Mid-South Conference Championships. She has connected on 15-of-41 (.366) from 3-point range over the last 10 contests after making just

15-for-61 (.245) in the first 21 games of the season. Her only other double-figure contest of the year was December 31 versus the University of Mobile when she netted 14 points.

Defense good enough for Phoenix

Cumberland ranks ninth nationally in scoring defense per game (56.581) heading into the NAIA Championships. The Phoenix have allowed 60 points just nine times this season and more than 62 in seven games (four of those in the month of February). Opponents are shooting just 36 percent from the field and 29 percent from 3-point range. CU is also forcing 18.45 turnovers per game, turning those into 533 total points, 17.2 per game. Cumberland's biggest issue so far in 2017-18 has been offense, with the Phoenix averaging just 59.8 points per game while shooting 39 percent overall and 32 percent from behind the arc. Throw in 16.8 turnovers per game and too many possessions ending with either a missed shot (many times not a good shot) or a turnover. Cumberland has scored more than 70 points only six times in 31 games and more than 60 points in only 12 games this season.

Norris leads comeback over Patriots

Senior Micah Norris tied her then season-high with 17 points on February 17 at the University of the Cumberlands, leading an epic comeback for the Phoenix over the Patriots. Cumberland

Double-Digit Performances

DOUBLE-DOUBLES

Kaitlin Oliver 1

DOUBLE-FIGURE SCORING

Kyra Tucker 18
 Ant'Treasia Patton 15
 Micah Norris 15
 Kaitlin Oliver 9
 Carli Codner-Pinto 4
 Kerrice Watson 3
 Janisha Lindsey 3
 Jailen Murphy 2
 Cydney Goodrum 2
 Katherine Griffith 2
 Kaitlyn Norman 1

20-POINT GAMES

Kyra Tucker 2
 Ant'Treasia Patton 2
 Kaitlin Oliver 1

DOUBLE-FIGURE REBOUNDS

Kaitlin Oliver 6
 Micah Norris 1
 Cydney Goodrum 1

DOUBLE-FIGURE ASSISTS

Janisha Lindsey 1

trailed by 19 points entering the fourth quarter but outscored the Patriots, 24-0, with Norris posting 11 points in the period in the 51-46 victory. Norris hit two 3-pointers, the second one bouncing straight up-and-in, pulling the Phoenix within 46-39 with 4:24 remaining. Carli Codner-Pinto added an old-fashioned 3-point play during the first five minutes of the quarter as well. Ant'Treasia Patton made a baseline jumper the next time down for the Phoenix and Norris converted a layup off her own steal, making it 46-43 with 3:03 remaining. Cumberland kept up the pressure, in the half-court to start the period but full court for the last six minutes. Patton's steal near midcourt led to another basket for CU, this one a driving layup from Kaitlin Oliver, cutting the deficit to one with 2:20 on the clock. Kyra Tucker's layup at the 1:39 mark gave Cumberland its first lead of the contest. The Patriots committed another turnover with just under a minute to play, this one in the backcourt, leading to a layup from Patton, and after a missed shot by the Cumberlands, Patton and Oliver each connected on 1-of-2 foul shots in the last 17 seconds to seal the win.

News and Notes

Ten of Cumberland's 11 losses this season have come against teams currently ranked nationally,

including Freed-Hardeman, Campbellsville University (twice), Shawnee State (three times), Lindsey Wilson (twice), Vanguard University and Martin Methodist. The team's other loss was against the University of Providence, who spent most of the year ranked in the Top 25 ... Senior Cydney Goodrum posted 19 points and 23 rebounds combined over five games from February 10-24, averaging 13.4 minutes per contest. The Kennesaw, Ga., native knocked down 14-of-18 foul shots during that stretch, earning more playing time. She added five points and seven boards versus the University of Pikeville in the Mid-South Conference Championships ... Senior Jailen Murphy averaged 5.9 points and 3.7 rebounds in 14 games this season, but she reinjured her right knee in practice in mid-January and has not played the last 14 contests.

Tucker earns Mid-South Player of the Week accolades

Cumberland's Kyra Tucker earned Mid-South Conference Women's Basketball Player of the Week on January 1, netting 27 points with six 3-pointers in a 74-62 victory over the University of Mobile. The Indianapolis, Ind., native made all six of her 3-point attempts, the first Phoenix player with six triples in a game since Casie Cowan made six on January 25, 2014. Tucker connected on 10-of-15 shots overall in the contest while adding seven rebounds and three assists. The junior netted the first eight points of the contest and 11 of the team's first 13 points in the opening quarter, hitting three 3-pointers in the process. She added two more 3-pointers in the fourth quarter ... Cumberland has averaged only 14.6 turnovers per game over the last nine contests, with 14 or less miscues in six of the nine outings ... The Phoenix have connected on 51-of-143 (.357) from 3-point range over the last seven games, well above the team's .315 shooting percentage from behind the arc for the year.

Patton garners TSWA weekly honor

Cumberland's Ant'Treasia Patton earned Tennessee Sports Writers Association Player of the Week accolades on December 20, averaging 16.0 points, 6.0 rebounds and 2.7 assists in three wins for the Phoenix. The Nashville, Tenn., native posted nine points and seven boards in a victory over Talladega College, the team's second victory over the Tornados this season. The junior collected a season-best 22 points with three 3-pointers in a 55-51 win at Stillman College, hitting 7-of-13 shots overall. It marked her

CUMBERLAND'S RECORD UNDER LEWIS

	Overall 17-18	
Overall Record	150-115	20-11
Home	78-47	12-4
Away	59-53	8-4
Neutral	15-15	0-3
vs. TSAC/MSC	71-73	9-7
Home	36-34	4-3
Away	33-38	4-3
Tourney	6-7	1-1
Nonconference	79-42	11-4
Home	38-12	8-1
Away	26-13	3-1
Neutral	15-17	0-2
In Overtime	2-5	0-0
CU Shoots >50%	21-5	3-1
CU Shoots <50%	129-110	17-10
Opponent Shoots >50%	2-14	1-1
Opponent Shoots <50%	148-101	19-10
CU Outshoots Opp.	126-29	17-1
Opp. Outshoots CU	24-86	3-10
CU Outrebounds Opp.	103-23	14-1
Opp. Outrebounds CU	37-88	6-10
Rebounds Are Even	10-4	0-0
CU Attempts More FTs	74-24	7-4
Opp. Attempts More FTs	66-84	12-7
Free Throws Are Even	10-7	1-0
In October	4-0	1-0
In November	42-22	3-4
In December	27-11	6-0
In January	35-38	5-3
In February	32-35	4-3
In March	10-9	1-1
Final Margin 10 pts or less	64-64	11-3
Final Margin > 20 points	39-17	5-4
CU Scores < 60 points	34-78	10-9
CU Scores 60-69 points	62-30	4-2
CU Scores 70-79 points	36-6	4-0
CU Scores 80-89 points	13-1	1-0
CU Scores 90-99 points	3-0	0-0
CU Scores 100+ points	2-0	1-0
Hold Opponent <65	136-54	19-6

first double-digit scoring outing since November 18 at Talladega, a span of seven games. Patton followed that with 17 points and eight rebounds with the game-winning basket in a 53-51 victory against Huntington University. She scored the team's first eight points of the contest and hit the game-winning 18-footer at the buzzer for Cumberland's sixth consecutive victory. Patton connected on 7-of-14 from 3-point range in the three games and made 17-of-32 shots from the field for the week.

Head Coach Jeremy Lewis



Jeremy Lewis begins his ninth season as head coach for women's basketball at Cumberland University and his 13th as a full-time coach at his alma mater. It also marks Lewis' 17th year as a member of the Phoenix family as both a player and coach.

Lewis led the program to one of the most successful years in school history in 2012-13, finishing 33-3 overall and No. 4 in the final rankings. The Phoenix won the Mid-South Conference regular season and tournament titles and reached the NAIA Fab Four for the second time in program annals.

He was voted Mid-South Conference and Women's Basketball Coaches Association (WBCA) Russell Athletic/Region 5 Coach of the Year during the campaign. CU made its fifth appearance in the NAIA National Tournament and first since 2007.

Cumberland was ranked in the Top 10 nationally from the first regular season poll of the year in December until the postseason, reaching as high as No. 5 in the country, then the highest ranking ever for the program. The Phoenix won their first regular season and conference tournament titles since 1998-99, also in the Mid-South Conference, and set the school record for victories, surpassing the previous mark of 27 held by the 1998-99 and 2006-07 squads.

Jessica Pace earned First Team All-Mid-South Conference accolades and TaCouya Allen, Briannica Tye and London Elie each garnered Second Team All-MSA honors. Pace also received Honorable Mention All-America honors from the WBCA and Second Team All-America accolades from the NAIA.

Lewis took over the women's program in May 2009 as interim head coach and had the interim tag removed by Director of Athletics Ron Pavan in January 2010. The Phoenix finished the season 9-18 overall in his first year but dropped nine games by seven points or less during the campaign. Allysia Bailey was voted TranSouth Conference Newcomer of the Year, Stephanie Martin was an All-Freshman Team selection and four players earned TranSouth Scholar-Athlete honors.

CU improved to 14-16 in 2010-11 and upped its record in TranSouth Conference play to 6-10. The squad lost five games by nine points or less that season as well. Casie Cowan garnered Second Team All-TranSouth and All-Freshman Team accolades and four players were named TranSouth Scholar-Athletes.

The 2011-12 club started the season 3-10 overall with losses to three ranked teams and three others who were ranked in the second half of the campaign. That stretch included single-digit defeats to future Mid-South Conference opponents St. Catharine College, Lindsey Wilson, Campbellsville University, Georgetown College and the University of the Cumberlands.

The Phoenix turned the season around in January, winning 12 of their final

16 contests, including two losses to eventual national runner-up Union University by a combined seven points. Cowan earned Honorable Mention All-America honors at the end of the season while Tamara Gonzalez was named an NAIA Scholar-Athlete. Cowan garnered First Team All-TranSouth honors for the second straight season and Simone Ryan and Courtney Atkinson both garnered Second Team accolades.

In 2013-14 the club suffered through a myriad of issues from injuries to illness and ineligibility. Despite a depleted roster that included several games with only seven healthy bodies, Cumberland battled to a 9-9 mark at the end of January that included six defeats and a pair of wins over ranked opponents. The lack of depth showed in the month of February, with the squad losing seven straight before ending the year with a victory on Senior Day. Cowan and Allen both earned Second Team All-Mid-South Conference honors and Tasia Blue was named an NAIA Scholar-Athlete.

In 2014-15 Cumberland began the year 8-2 before a double overtime home loss to then fifth-ranked Campbellsville. Injuries and ineligibility changed the club for the second half of the season, with CU dropping 6-of-7 including the Campbellsville loss, but the squad rebounded to win seven of its final 11 outings in the regular season and conference tournament.

Cumberland received an at-large berth into the NAIA National Tournament, the second time under Lewis. Chelsey Hall earned First Team All-Mid-South and Third Team All-America accolades while Blue, Maryann Fenner and Andrea Morrisett were all named NAIA Scholar-Athletes.

In 2015-16 the Phoenix posted a 10-3 mark to start the campaign before running into trouble in the final game before Christmas, losing to Huntington University. That loss sent the club into a tailspin, dropping 6-of-8 contests. CU righted the ship in February, winning six of its final eight regular season games and earning another at-large berth into the national tournament.

Cumberland upset fourth-ranked Bethel University in the national tourney before falling to Lewis-Clark State. Hall garnered Third Team All-America honors again and Nicole Bowers was named Honorable Mention All-America while Hall was named an NAIA Scholar-Athlete.

Last season the Phoenix posted a 9-1 mark before an overtime loss at Campbellsville to begin the month of December. The club split its six league games in January and entered the month of February 15-5 overall. Cumberland lost its seven contests of the year, five of those to ranked opponents, missing out on a third straight trip to the national tourney.

Bowers was voted Third Team All-America and First Team All-MSA honors while Taliah Moore and Julia Fox each garnered Second Team All-League accolades.

Before becoming the women's head coach, Lewis served four seasons as a full-time assistant for coach Lonnie Thompson and the CU men's team. His roles included scouting, recruiting, film exchange and budgeting, as well as monitoring the student-athletes' progress both on and off the court. His main responsibilities included developing the team's wing and guard positions, composing scouting reports for game preparation and recruiting incoming student-athletes. During his four seasons as an assistant coach, the Phoenix compiled a 68-56 overall mark, including 46-18 in the final two seasons with consecutive trips to the NAIA National Tournament in 2008 and 2009.

Lewis spent three seasons as the starting point guard at Cumberland from 2002-04 before serving one season as a graduate assistant for the Phoenix women's basketball staff in 2005. As a player he was named Honorable Mention All-Conference as a junior and senior and garnered National Scholar-Athlete and Academic All-Conference accolades as a senior. He was the starting point guard on CU's team that reached the Round of 16 and won the TranSouth Conference regular season championship in 2004.

He graduated from CU in May of 2004 with a bachelor's in Sports Administration and is currently working on his master's in Education Administration.

Lewis prepped at Beech High School in Hendersonville, Tenn., and played one season at Aquinas Community College in Nashville under the tutelage of Hall of Fame coach Charlie Anderson before transferring to Cumberland.

Lewis' Collegiate Career Year-by-Year

Year	Position	School	Record	Postseason
2016-17	Head Coach	Cumberland - Women	15-12	
2015-16	Head Coach	Cumberland - Women	18-12	NAIA National Tournament
2014-15	Head Coach	Cumberland - Women	16-13	NAIA National Tournament
2013-14	Head Coach	Cumberland - Women	10-16	
2012-13	Head Coach	Cumberland - Women	33-3	NAIA Fab Four
2011-12	Head Coach	Cumberland - Women	15-14	
2010-11	Head Coach	Cumberland - Women	14-16	
2009-10	Head Coach	Cumberland - Women	9-18	
2008-09	Assistant Coach	Cumberland - Men	25-6	NAIA National Tournament
2007-08	Assistant Coach	Cumberland - Men	21-12	NAIA National Tournament
2006-07	Assistant Coach	Cumberland - Men	15-15	
2005-06	Assistant Coach	Cumberland - Men	7-23	
2004-05	Graduate Assistant	Cumberland - Women	25-10	NAIA National Tournament
2003-04	Student-Athlete	Cumberland	28-6	NAIA National Tournament
2002-03	Student-Athlete	Cumberland	15-17	
2001-02	Student-Athlete	Cumberland	19-14	
2000-01	Student-Athlete	Aquinas College	22-6	

#1 Micah Norris • Senior • Guard • Murfreesboro, Tenn.



Norris' 2017-18 Game-by-Game

	DATE	GS	MIN	FG-A	3FG-A	FT-A	O-D-T	PF	A	TO	BLK	S	PTS
OAKWOOD UNIVERSITY	10/30/17	*	22	5-10	2-4	0-0	1-1-2	1	3	3	0	5	12
MARTIN METHODIST	11/03/17	*	26	1-7	1-4	0-0	0-5-5	1	1	4	0	3	3
at Oakwood University	11/09/17	*	20	4-8	1-1	0-0	2-3-5	1	2	2	0	4	9
at Freed-Hardeman	11/11/17	*	14	2-3	1-2	0-0	0-3-3	2	2	2	0	1	5
at Talladega College	11/18/17	*	36	6-13	1-5	2-3	2-3-5	3	1	3	0	5	15
vs Vanguard University	11/24/17	*	23	6-11	4-8	0-0	1-2-3	4	1	3	0	0	16
vs Univ. of Providence	11/25/17	*	34	4-12	3-6	0-0	2-1-3	1	1	1	3	2	11
HIWASSEE COLLEGE	11/28/17	*	22	3-6	1-3	0-0	3-1-4	1	1	5	1	3	7
CARVER COLLEGE	12/02/17	*	29	4-12	1-3	0-0	3-6-9	1	2	2	1	4	9
INDIANA-SOUTHEAST	12/09/17	*	26	4-9	0-3	0-0	1-5-6	4	0	4	2	4	8
TALLADEGA COLLEGE	12/11/17	*	36	7-14	1-4	2-4	0-4-4	1	0	3	3	4	17
at Stillman College	12/14/17	*	17	0-5	0-3	0-0	1-2-3	3	1	4	0	2	0
HUNTINGTON UNIV.	12/16/17	*	35	4-9	2-5	1-3	0-2-2	2	0	3	2	4	11
UNIV. OF MOBILE	12/31/17	*	30	6-12	1-5	3-4	0-4-4	4	3	6	2	3	16
STILLMAN COLLEGE	01/04/18	*	28	3-8	1-4	0-0	0-4-4	2	2	6	1	1	7
at Lindsey Wilson	01/06/18	*	19	3-8	1-5	0-0	0-3-3	2	3	3	1	2	7
at University of Pikeville	01/11/18	*	32	3-7	0-1	0-0	1-5-6	2	1	4	1	0	6
at Shawnee State	01/13/18	*	37	3-7	2-5	1-2	2-9-11	3	2	3	1	3	9
U. CUMBERLANDS	01/18/18	*	31	3-9	1-2	3-3	0-0-0	3	2	1	3	2	10
LIFE UNIVERSITY	01/20/18	*	21	4-7	1-1	5-7	0-4-4	1	1	3	1	0	14
at Georgetown College	01/25/18	*	33	4-13	3-7	4-6	1-4-5	4	4	3	1	0	15
CAMPBELLSVILLE U.	01/27/18	*	14	1-4	0-2	0-0	0-1-1	4	1	3	0	1	2
LINDSEY WILSON	02/01/18	*	23	2-6	0-1	0-0	0-3-3	0	1	1	0	1	4
SHAWNEE STATE	02/08/18	*	36	6-16	3-7	0-0	3-3-6	3	1	4	0	2	15
UNIV. OF PIKEVILLE	02/10/18	*	29	3-7	2-3	0-0	1-4-5	1	2	0	1	2	8
at Life University	02/15/18						DNP						
at Univ. of Cumberlands	02/17/18	*	28	6-12	2-3	3-4	0-8-8	2	1	2	1	3	17
at Campbellsville Univ.	02/22/18	*	31	7-21	2-10	2-3	0-2-2	3	1	1	0	7	18
GEORGETOWN COLL.	02/24/18	*	31	5-16	2-10	2-3	0-2-2	3	3	1	2	1	14
at University of Pikeville	03/01/18	*	37	8-16	1-7	0-0	0-7-7	2	2	3	1	2	17
vs Shawnee State	03/03/18	*	20	0-3	0-1	3-4	0-3-3	4	1	1	0	2	3

Career Highs (ETSU)

Points: 13, at Tennessee (11/15/16)
 Rebounds: 7, vs. Maine (12/19/16)
 FG Made: 4, at Tennessee Tech (12/11/16)
 FG Att.: 6, vs. Davidson (12/03/16)
 3FG Made: 3, at Tennessee (11/15/16)
 3-Pt. FG Att.: 5, at Tennessee (11/15/16)
 FT Made: 3, vs. Coppin State (12/20/16)
 FT Attempts: 5, at Tennessee Tech (12/11/16)
 Assists: 1, 8x, last at Western Carolina (02/16/17)
 Steals: 5, at Campbell University (12/06/16)
 Minutes: 24, at Tennessee (11/15/16)

Miscellaneous

Double Figure Scoring Games	0
Double Figure Rebound Games	0
Double-Doubles	0
Games Led CU in Scoring	1
Games Led CU in Rebounding	2
Games With 20+ Points	0

Season Highs

Points: 18, at Campbellsville University (02/22/18)
 Rebounds: 11, at Shawnee State (01/13/18)
 FG Made: 8, at University of Pikeville (03/01/18)
 FG Att.: 21, at Campbellsville Univ. (02/22/18)
 3FG Made: 4, vs. Vanguard University (11/24/17)
 3FG Att.: 10, 2x, last vs. Georgetown College (02/24/18)
 FT Made: 5, vs. Life University (01/20/18)
 FT Att.: 7, vs. Life University (01/20/18)
 Assists: 4, at Georgetown College (01/25/18)
 Steals: 7, at Campbellsville Univ. (02/22/18)
 Minutes: 37, at University of Pikeville (03/01/18)

Miscellaneous

Double Figure Scoring Games	15
Double Figure Rebound Games	0
Double-Doubles	0
Games Led CU in Scoring	7
Games Led CU in Rebounding	4
Games With 20+ Points	0

NORRIS' CAREER STATISTICS

Year	GP-GS	Min	Avg	FG-A	Pct	3FG-A	Pct	FT-A	Pct	Off-Def-Tot	Avg	PF-FO	A	TO	Blk	Stl	Pts	Avg
2016-17*	23-0	314	13.7	26-70	.370	8-23	.340	15-21	.710	19-39-58	2.5	30-0	8	24	8	15	75	3.3
2017-18	30-30	820	27.3	117-291	.402	40-125	.320	31-46	.674	24-104-128	4.3	68-0	46	84	28	73	305	10.2
TOTALS	53-30	1134	21.4	143-361	.396	48-148	.324	46-67	.687	43-143-186	3.5	98-0	54	108	36	88	380	7.2

#2 Janisha Lindsey • Senior • Guard • Evansville, Ind.



Lindsey's 2017-18 Game-by-Game

	DATE	GS	MIN	FG-A	3FG-A	FT-A	O-D-T	PF	A	TO	BLK	S	PTS
OAKWOOD UNIVERSITY	10/30/17	*	12	0-1	0-0	1-2	2-0-2	1	1	2	0	2	1
MARTIN METHODIST	11/03/17		20	0-4	0-1	1-2	1-3-4	2	2	2	0	1	1
at Oakwood University	11/09/17	*	21	2-3	0-0	2-3	1-2-3	3	13	1	0	6	6
at Freed-Hardeman	11/11/17	*	15	0-3	0-0	0-0	1-1-2	3	1	0	0	1	0
at Talladega College	11/18/17	*	32	1-7	0-0	1-1	0-4-4	1	7	4	0	3	3
vs Vanguard University	11/24/17	*	35	2-8	1-3	0-0	1-2-3	3	9	3	0	3	5
vs Univ. of Providence	11/25/17	*	8	0-2	0-0	0-0	0-1-1	1	0	1	0	0	0
HIWASSEE COLLEGE	11/28/17						DNP						
CARVER COLLEGE	12/02/17						DNP						
INDIANA-SOUTHEAST	12/09/17						DNP						
TALLADEGA COLLEGE	12/11/17						DNP						
at Stillman College	12/14/17						DNP						
HUNTINGTON UNIV.	12/16/17						DNP						
UNIV. OF MOBILE	12/31/17		19	0-0	0-0	3-6	3-1-4	3	3	2	0	4	3
STILLMAN COLLEGE	01/04/18		19	2-9	0-1	0-0	1-1-2	2	2	2	0	5	4
at Lindsey Wilson	01/06/18		19	0-2	0-1	1-2	0-0-0	3	3	0	0	1	1
at University of Pikeville	01/11/18	*	27	4-12	1-2	1-3	2-5-7	2	6	4	2	2	10
at Shawnee State	01/13/18	*	29	4-10	0-1	2-4	1-1-2	3	3	0	0	2	10
U. CUMBERLANDS	01/18/18	*	35	2-8	0-0	2-2	0-2-2	2	5	2	0	6	6
LIFE UNIVERSITY	01/20/18	*	28	2-4	0-0	4-4	0-3-3	1	8	3	0	2	8
at Georgetown College	01/25/18	*	31	0-3	0-1	0-2	1-4-5	2	6	5	0	3	0
CAMPBELLSVILLE U.	01/27/18	*	27	1-4	0-0	3-4	2-2-4	3	9	2	0	1	5
LINDSEY WILSON	02/01/18	*	23	1-3	0-0	0-0	0-3-3	1	7	3	0	2	2
SHAWNEE STATE	02/08/18	*	21	1-7	0-2	0-0	2-5-7	3	3	0	0	2	2
UNIV. OF PIKEVILLE	02/10/18	*	24	0-3	0-0	0-0	0-3-3	1	5	1	0	4	0
at Life University	02/15/18	*	29	4-6	2-3	5-7	0-4-4	4	7	6	0	4	15
at Univ. of Cumberland	02/17/18	*	30	1-11	1-4	0-0	1-1-2	1	3	1	0	4	3
at Campbellsville Univ.	02/22/18	*	31	0-2	0-1	6-8	2-2-4	2	3	3	1	5	6
GEORGETOWN COLL.	02/24/18	*	34	2-4	2-2	1-3	2-2-4	1	8	1	0	5	7
at University of Pikeville	03/01/18	*	31	0-3	0-1	0-0	2-2-4	4	5	2	0	1	0
vs Shawnee State	03/03/18	*	34	5-13	4-7	0-0	2-2-4	4	7	2	0	1	14

Career Highs

Points: 17, vs. Lindsey Wilson (01/09/17)
 Rebounds: 7, 2x, last at University of Pikeville (01/11/18)
 FG Made: 7, vs. Lindsey Wilson (01/09/17)
 FG Att.: 15, vs. Lindsey Wilson (01/09/17)
 3FG Made: 4, vs. Shawnee State (03/03/18)
 3FG Att.: 7, vs. Shawnee State (03/03/18)
 FT Made: 5, at Life University (02/15/18)
 FT Attempts: 7, 2x, last at Life University (02/15/18)
 Assists: 13, at Oakwood University (11/09/17)
 Steals: 6, 2x, last vs. Univ. of Cumberland (01/18/18)
 Minutes: 35, 2x, last vs. Univ. of Cumberland (01/18/18)

Miscellaneous

Double Figure Scoring Games 9
 Double Figure Rebound Games 0
 Double-Doubles 0
 Games Led CU in Scoring 2
 Games Led CU in Rebounding 1
 Games With 20+ Points 0

Season Highs

Points: 15, at Life University (02/15/18)
 Rebounds: 7, 2x, last vs. Shawnee State (02/08/18)
 FG Made: 5, vs. Shawnee State (03/03/18)
 FG Att.: 13, vs. Shawnee State (03/03/18)
 3FG Made: 4, vs. Shawnee State (03/03/18)
 3-Pt. FG Att.: 7, vs. Shawnee State (03/03/18)
 FT Made: 6, at Campbellsville Univ. (02/22/18)
 FT Attempts: 8, at Campbellsville Univ. (02/22/18)
 Assists: 13, at Oakwood University (11/09/17)
 Steals: 6, 2x, last vs. Univ. of Cumberland (01/18/18)
 Minutes: 35, 2x, last vs. Univ. of Cumberland (01/18/18)

Miscellaneous

Double Figure Scoring Games 4
 Double Figure Rebound Games 0
 Double-Doubles 0
 Games Led CU in Scoring 1
 Games Led CU in Rebounding 1
 Games With 20+ Points 0

LINDSEY'S CAREER STATISTICS

Year	GP-GS	Min	Avg	FG-A	Pct	3FG-A	Pct	FT-A	Pct	Off-Def-Tot	Avg	PF-FO	A	TO	Blk	Stl	Pts	Avg
2016-17	25-23	677	27.1	52-128	.406	7-23	.304	32-53	.604	20-76-96	3.8	56-1	137	64	1	52	143	5.7
2017-18	25-21	634	25.4	34-132	.258	11-30	.367	33-53	.623	27-56-83	3.3	56-0	126	52	3	70	112	4.5
TOTALS	50-44	1311	26.2	86-260	.331	18-53	.340	65-106	.613	47-132-179	3.6	112-1	263	116	4	122	255	5.1

#3 Jailen Murphy • r-Senior • Guard • Nashville, Tenn.



Murphy's 2017-18 Game-by-Game

	DATE	GS	MIN	FG-A	3FG-A	FT-A	O-D-T	PF	A	TO	BLK	S	PTS
OAKWOOD UNIVERSITY	10/30/17		14	2-5	1-1	0-0	4-2-6	1	3	0	0	1	5
MARTIN METHODIST	11/03/17		19	4-10	0-1	4-4	3-6-9	2	0	0	0	0	12
at Oakwood University	11/09/17	*	15	4-8	0-2	0-0	4-2-6	2	3	0	0	2	8
at Freed-Hardeman	11/11/17	*	12	1-2	0-0	0-0	2-3-5	3	0	2	0	0	2
at Talladega College	11/18/17		16	5-11	1-5	4-5	2-3-5	1	0	0	0	0	15
vs Vanguard University	11/24/17		13	2-3	0-1	0-0	0-1-1	1	0	0	0	0	4
vs Univ. of Providence	11/25/17		8	0-2	0-0	0-0	0-1-1	0	0	2	1	0	0
HIWASSEE COLLEGE	11/28/17		13	3-4	1-2	2-2	1-1-2	0	3	0	0	1	9
CARVER COLLEGE	12/02/17		17	4-6	1-3	0-0	1-4-5	1	0	1	0	1	9
INDIANA-SOUTHEAST	12/09/17						DNP						
TALLADEGA COLLEGE	12/11/17						DNP						
at Stillman College	12/14/17		5	0-1	0-0	0-0	0-2-2	1	0	1	0	1	0
HUNTINGTON UNIV.	12/16/17		23	4-9	1-4	0-2	2-1-3	3	0	3	1	2	9
UNIV. OF MOBILE	12/31/17	*	16	0-6	0-3	1-2	0-2-2	3	2	2	0	1	1
STILLMAN COLLEGE	01/04/18	*	18	2-3	1-2	0-0	0-2-2	0	1	1	0	0	5
at Lindsey Wilson	01/06/18		11	2-6	0-3	0-0	2-1-3	0	0	0	0	1	4
at University of Pikeville	01/11/18						DNP						
at Shawnee State	01/13/18						DNP						
U. CUMBERLANDS	01/18/18						DNP						
LIFE UNIVERSITY	01/20/18						DNP						
at Georgetown College	01/25/18						DNP						
CAMPBELLSVILLE U.	01/27/18						DNP						
LINDSEY WILSON	02/01/18						DNP						
SHAWNEE STATE	02/08/18						DNP						
UNIV. OF PIKEVILLE	02/10/18						DNP						
at Life University	02/15/18						DNP						
at Univ. of Cumberlands	02/17/18						DNP						
at Campbellsville Univ.	02/22/18						DNP						
GEORGETOWN COLL.	02/24/18						DNP						
at University of Pikeville	03/01/18						DNP						
vs Shawnee State	03/03/18						DNP						

Career Highs

Points: 18, at Huntington Univ. (12/17/16)
 Rebounds: 9, vs. Martin Methodist (11/03/17)
 FG Made: 7, at Fisk Univ. (01/07/17)
 FG Att.: 13, 3x, last at Fisk Univ. (01/07/17)
 3FG Made: 3, at Huntington Univ. (12/17/16)
 3-Pt. FG Att.: 7, 2x, last at Fisk Univ. (01/07/17)
 FT Made: 5, at Huntington Univ. (12/17/16)
 FT Attempts: 7, at Huntington Univ. (12/17/16)
 Assists: 4, at Campbellsville Univ. (12/01/16)
 Steals: 3, vs. Middle Georgia State (11/10/16)
 Minutes: 31, at Shawnee State (01/19/17)

Miscellaneous

Double Figure Scoring Games	8
Double Figure Rebound Games	0
Double-Doubles	0
Games Led CU in Scoring	1
Games Led CU in Rebounding	3
Games With 20+ Points	0

Season Highs

Points: 15, at Talladega College (11/18/17)
 Rebounds: 9, vs. Martin Methodist (11/03/17)
 FG Made: 5, at Talladega College (11/18/17)
 FG Att.: 11, at Talladega College (11/18/17)
 3FG Made: 1, 6x, last vs. Stillman College (01/04/18)
 3-Pt. FG Att.: 5, at Talladega College (11/18/17)
 FT Made: 4, 2x, last at Talladega College (11/18/17)
 FT Attempts: 5, at Talladega College (11/18/17)
 Assists: 3, 3x, last vs. Hiwassee College (11/28/17)
 Steals: 2, 2x, last vs. Huntington University (12/16/17)
 Minutes: 23, vs. Huntington University (12/16/17)

Miscellaneous

Double Figure Scoring Games	2
Double Figure Rebound Games	0
Double-Doubles	0
Games Led CU in Scoring	0
Games Led CU in Rebounding	3
Games With 20+ Points	0

MURPHY'S CAREER STATISTICS

Year	GP-GS	Min	Avg	FG-A	Pct	3FG-A	Pct	FT-A	Pct	Off-Def-Tot	Avg	PF-FO	A	TO	Blk	Stl	Pts	Avg
2013-14*	28-1	255	9.1	25-84	.298	8-45	.178	13-16	.813	14-24-38	1.4	26-0	15	15	2	9	71	2.3
2014-15*	21-0	194	9.2	31-80	.388	10-34	.294	7-15	.467	16-22-38	1.8	21-0	17	23	3	10	79	3.8
2016-17	26-20	494	19.0	62-172	.360	23-83	.277	19-31	.613	35-49-84	3.2	41-1	21	50	3	20	166	6.4
2017-18	14-4	200	14.3	33-76	.434	6-27	.222	11-15	.733	21-31-52	3.7	18-0	12	12	2	10	83	5.9
TOTALS	89-25	1143	12.8	151-412	.367	47-189	.249	50-77	.649	86-126-212	2.4	106-1	65	100	10	49	399	4.5

#4 Cydney Goodrum • r-Senior • Guard/Forward • Kennesaw, Ga.



Goodrum's 2017-18 Game-by-Game

	DATE	GS	MIN	FG-A	3FG-A	FT-A	O-D-T	PF	A	TO	BLK	S	PTS
OAKWOOD UNIVERSITY	10/30/17					DNP							
MARTIN METHODIST	11/03/17					DNP							
at Oakwood University	11/09/17		19	3-7	0-1	5-5	0-2-2	2	3	0	1	1	11
at Freed-Hardeman	11/11/17					DNP							
at Talladega College	11/18/17					DNP							
vs Vanguard University	11/24/17					DNP							
vs Univ. of Providence	11/25/17		20	1-4	0-2	0-0	2-0-2	2	0	2	2	0	2
HIWASSEE COLLEGE	11/28/17		19	1-3	0-0	0-0	4-4-8	1	0	4	0	0	2
CARVER COLLEGE	12/02/17		9	0-2	0-1	2-2	1-2-3	1	0	0	0	0	2
INDIANA-SOUTHEAST	12/09/17		19	2-4	0-0	6-10	1-2-3	2	1	1	0	1	10
TALLADEGA COLLEGE	12/11/17		22	1-5	0-1	6-6	5-5-10	1	2	2	0	0	8
at Stillman College	12/14/17		24	1-4	0-1	0-0	1-4-5	3	1	2	0	0	2
HUNTINGTON UNIV.	12/16/17		12	0-1	0-0	2-2	1-2-3	0	0	1	0	0	2
UNIV. OF MOBILE	12/31/17		9	0-0	0-0	2-2	1-0-1	1	0	1	0	0	2
STILLMAN COLLEGE	01/04/18		8	1-2	0-0	0-0	0-1-1	2	0	0	0	0	2
at Lindsey Wilson	01/06/18		7	0-1	0-0	0-0	0-1-1	3	0	0	0	0	0
at University of Pikeville	01/11/18		5	0-0	0-0	0-2	1-0-1	1	0	0	0	0	0
at Shawnee State	01/13/18		3	0-0	0-0	0-0	0-0-0	1	0	0	0	0	0
U. CUMBERLANDS	01/18/18		2	0-0	0-0	0-0	0-0-0	0	0	1	0	0	0
LIFE UNIVERSITY	01/20/18		7	0-2	0-0	0-0	0-1-1	0	0	0	0	0	0
at Georgetown College	01/25/18					DNP							
CAMPBELLSVILLE U.	01/27/18		13	0-0	0-0	3-6	2-1-3	2	1	1	0	2	3
LINDSEY WILSON	02/01/18					DNP							
SHAWNEE STATE	02/08/18		13	0-3	0-0	0-0	0-0-0	3	0	2	0	0	0
UNIV. OF PIKEVILLE	02/10/18		13	0-3	0-0	5-6	3-2-5	2	0	2	0	0	5
at Life University	02/15/18		15	1-2	0-0	0-0	2-4-6	0	0	2	0	0	2
at Univ. of Cumberlands	02/17/18		9	0-2	0-0	4-4	1-2-3	1	0	1	0	0	4
at Campbellsville Univ.	02/22/18		16	0-1	0-0	3-4	1-0-1	1	1	0	0	2	3
GEORGETOWN COLL.	02/24/18	*	14	1-2	1-1	2-4	4-4-8	2	0	1	1	0	5
at University of Pikeville	03/01/18		13	1-3	0-0	3-6	4-3-7	2	0	0	0	0	5
vs Shawnee State	03/03/18		2	0-1	0-0	0-0	0-0-0	1	0	0	0	0	0

Career Highs

Points: 11, at Oakwood University (11/09/17)
 Rebounds: 10, vs. Talladega College (12/11/17)
 FG Made: 3, 3x, last at Oakwood University (11/09/17)
 FG Att.: 8, at Bryan College (11/12/16)
 3FG Made: 1, 2x, last at Life Univ. (01/26/17)
 3-Pt. FG Att.: 4, at Bryan College (11/12/16)
 FT Made: 6, 2x, last vs. Talladega College (12/11/17)
 FT Attempts: 10, vs. Indiana-Southeast (12/09/17)
 Assists: 3, at Oakwood University (11/09/17)
 Steals: 2, 2x, last at Life Univ. (01/26/17)
 Minutes: 24, at Stillman College (12/14/17)

Miscellaneous

Double Figure Scoring Games 2
 Double Figure Rebound Games 1
 Double-Doubles 0
 Games Led CU in Scoring 0
 Games Led CU in Rebounding 3
 Games With 20+ Points 0

Season Highs

Points: 11, at Oakwood University (11/09/17)
 Rebounds: 10, vs. Talladega College (12/11/17)
 FG Made: 3, at Oakwood University (11/09/17)
 FG Att.: 7, at Oakwood University (11/09/17)
 3FG Made: 1, vs. Georgetown College (02/24/18)
 3-Pt. FG Att.: 2, vs. Univ. of Providence (11/25/17)
 FT Made: 6, 2x, last vs. Talladega College (12/11/17)
 FT Attempts: 10, vs. Indiana-Southeast (12/09/17)
 Assists: 3, at Oakwood University (11/09/17)
 Steals: 2, 2x, last at Campbellsville Univ. (02/22/18)
 Minutes: 24, at Stillman College (12/14/17)

Miscellaneous

Double Figure Scoring Games 2
 Double Figure Rebound Games 1
 Double-Doubles 0
 Games Led CU in Scoring 0
 Games Led CU in Rebounding 2
 Games With 20+ Points 0

GOODRUM'S CAREER STATISTICS

Year	GP-GS	Min	Avg	FG-A	Pct	3FG-A	Pct	FT-A	Pct	Off-Def-Tot	Avg	PF-FO	A	TO	Blk	Stl	Pts	Avg
2014-15*	6-0	18	3.0	2-4	.500	0-0	.000	2-4	.500	2-1-3	0.5	2-0	1	2	0	1	6	1.0
2015-16*	33-0	229	6.9	20-67	.299	2-13	.154	32-44	.727	10-32-42	1.3	34-0	6	18	1	12	74	2.2
2016-17	21-1	184	8.8	15-53	.283	2-20	.100	17-23	.739	15-26-41	2.0	20-1	7	16	3	9	49	2.3
2017-18	24-1	293	12.2	13-52	.250	1-7	.143	43-59	.729	34-40-74	3.1	34-0	9	23	4	6	70	2.9
TOTALS	84-2	724	8.6	50-176	.284	5-27	.185	94-130	.723	61-99-160	1.9	90-1	23	59	8	28	199	2.4

#5 Kerrice Watson • Sophomore • Guard • Bartlett, Tenn.



Watson's 2017-18 Game-by-Game

	DATE	GS	MIN	FG-A	3FG-A	FT-A	O-D-T	PF	A	TO	BLK	S	PTS
OAKWOOD UNIVERSITY	10/30/17		23	3-8	1-4	0-0	0-3-3	2	2	0	0	4	7
MARTIN METHODIST	11/03/17		10	1-2	0-0	0-0	1-2-3	2	0	0	0	0	2
at Oakwood University	11/09/17		23	5-6	0-0	0-2	0-2-2	2	5	1	0	0	10
at Freed-Hardeman	11/11/17		31	1-8	0-2	3-5	0-2-2	1	1	0	0	3	5
at Talladega College	11/18/17		9	0-4	0-2	0-0	1-0-1	1	0	1	0	0	0
vs Vanguard University	11/24/17		24	1-4	0-1	0-0	1-2-3	2	1	2	0	2	2
vs Univ. of Providence	11/25/17		10	0-3	0-0	1-2	2-2-4	3	1	2	0	0	1
HIWASSEE COLLEGE	11/28/17		22	4-6	3-4	1-2	0-5-5	0	1	3	1	0	12
CARVER COLLEGE	12/02/17		22	2-5	0-1	1-3	1-1-2	0	4	1	0	2	5
INDIANA-SOUTHEAST	12/09/17		12	0-1	0-0	0-0	0-0-0	0	0	1	0	0	0
TALLADEGA COLLEGE	12/11/17		2	0-0	0-0	0-0	0-0-0	0	0	0	0	0	0
at Stillman College	12/14/17		6	0-1	0-0	0-0	0-0-0	1	0	1	0	0	0
HUNTINGTON UNIV.	12/16/17		4	0-0	0-0	0-0	0-2-2	0	1	2	0	0	0
UNIV. OF MOBILE	12/31/17		18	2-3	0-1	1-2	1-4-5	2	3	2	0	2	5
STILLMAN COLLEGE	01/04/18		19	1-6	0-2	0-0	1-2-3	1	2	1	0	0	2
at Lindsey Wilson	01/06/18		23	2-2	0-0	1-2	0-0-0	2	0	1	0	4	5
at University of Pikeville	01/11/18		11	1-4	0-1	0-0	1-1-2	3	0	1	0	1	2
at Shawnee State	01/13/18		15	2-5	0-0	0-1	1-3-4	2	1	1	0	1	4
U. CUMBERLANDS	01/18/18		18	2-3	0-1	1-2	0-1-1	2	0	1	0	0	5
LIFE UNIVERSITY	01/20/18		21	2-5	1-3	0-0	0-3-3	0	1	4	0	1	5
at Georgetown College	01/25/18		19	1-6	0-1	0-0	1-2-3	0	1	0	0	1	2
CAMPBELLSVILLE U.	01/27/18		14	1-4	0-1	0-0	0-1-1	2	0	3	0	0	2
LINDSEY WILSON	02/01/18		15	0-3	0-2	0-0	0-3-3	1	0	2	0	0	0
SHAWNEE STATE	02/08/18		19	1-5	0-1	0-0	0-2-2	1	1	4	0	0	2
UNIV. OF PIKEVILLE	02/10/18		22	3-4	1-1	0-0	0-1-1	0	1	0	0	1	7
at Life University	02/15/18		19	1-3	0-1	0-3	0-1-1	2	0	2	0	0	2
at Univ. of Cumberlands	02/17/18		12	0-2	0-0	0-0	0-1-1	1	1	1	0	0	0
at Campbellsville Univ.	02/22/18		16	1-4	0-1	0-0	0-3-3	0	1	4	0	0	2
GEORGETOWN COLL.	02/24/18		13	2-2	1-1	0-0	0-4-4	1	2	0	0	0	5
at University of Pikeville	03/01/18		13	1-5	0-1	4-4	0-1-1	4	0	0	0	1	6
vs Shawnee State	03/03/18		29	3-8	0-1	6-6	2-2-4	4	1	4	0	0	12

Career Highs

Points: 12, 2x, last vs. Shawnee State (03/03/18)
 Rebounds: 5, 3x, last vs. University of Mobile (12/31/17)
 FG Made: 5, at Oakwood University (11/09/17)
 FG Att.: 8, 4x, last vs. Shawnee State (03/03/18)
 3FG Made: 3, vs. Hiwassee College (11/28/17)
 3-Pt. FG Att.: 4, 2x, last vs. Hiwassee College (11/28/17)
 FT Made: 6, vs. Shawnee State (03/03/18)
 FT Attempts: 6, vs. Shawnee State (03/03/18)
 Assists: 5, 2x, last at Oakwood University (11/09/17)
 Steals: 4, 2x, last at Lindsey Wilson (01/06/18)
 Minutes: 31, at Freed-Hardeman (11/11/17)

Miscellaneous

Double Figure Scoring Games 3
 Double Figure Rebound Games 0
 Double-Doubles 0
 Games Led CU in Scoring 1
 Games Led CU in Rebounding 1
 Games With 20+ Points 0

Season Highs

Points: 12, 2x, last vs. Shawnee State (03/03/18)
 Rebounds: 5, 2x, last vs. University of Mobile (12/31/17)
 FG Made: 5, at Oakwood University (11/09/17)
 FG Att.: 8, 3x, last vs. Shawnee State (03/03/18)
 3FG Made: 3, vs. Hiwassee College (11/28/17)
 3-Pt. FG Att.: 4, 2x, last vs. Hiwassee College (11/28/17)
 FT Made: 6, vs. Shawnee State (03/03/18)
 FT Attempts: 6, vs. Shawnee State (03/03/18)
 Assists: 5, at Oakwood University (11/09/17)
 Steals: 4, 2x, last at Lindsey Wilson (01/06/18)
 Minutes: 31, at Freed-Hardeman (11/11/17)

Miscellaneous

Double Figure Scoring Games 3
 Double Figure Rebound Games 0
 Double-Doubles 0
 Games Led CU in Scoring 1
 Games Led CU in Rebounding 1
 Games With 20+ Points 0

WATSON'S CAREER STATISTICS

Year	GP-GS	Min	Avg	FG-A	Pct	3FG-A	Pct	FT-A	Pct	Off-Def-Tot	Avg	PF-FO	A	TO	Blk	Stl	Pts	Avg
2016-17	26-1	344	13.2	17-74	.230	4-21	.190	18-26	.692	12-33-45	1.7	39-1	38	51	0	10	56	2.2
2017-18	31-0	514	16.6	43-122	.352	7-33	.212	19-34	.559	13-56-69	2.2	42-0	31	45	1	23	112	3.6
TOTALS	57-1	858	15.1	60-196	.306	11-54	.204	37-60	.617	25-89-114	2.0	81-1	69	96	1	33	168	2.9

#12 Nia Flowers • Junior • Guard • Oswego, Ill.



Flowers' 2017-18 Game-by-Game

	DATE	GS	MIN	FG-A	3FG-A	FT-A	O-D-T	PF	A	TO	BLK	S	PTS
OAKWOOD UNIVERSITY	10/30/17		11	2-6	0-1	0-0	0-1-1	1	0	0	0	1	4
MARTIN METHODIST	11/03/17		4	0-1	0-1	0-0	0-0-0	0	0	0	0	0	0
at Oakwood University	11/09/17		9	1-5	0-0	0-0	0-2-2	1	2	0	0	1	2
at Freed-Hardeman	11/11/17		9	0-3	0-1	0-0	0-0-0	0	0	1	0	0	0
at Talladega College	11/18/17		7	0-1	0-0	0-0	0-0-0	1	0	0	0	0	0
vs Vanguard University	11/24/17		4	0-1	0-0	0-0	0-1-1	0	0	1	0	0	0
vs Univ. of Providence	11/25/17		12	1-3	0-1	4-7	2-2-4	4	1	0	1	1	6
HIWASSEE COLLEGE	11/28/17		16	1-7	0-2	0-0	0-3-3	2	0	1	1	0	2
CARVER COLLEGE	12/02/17		14	2-4	0-0	0-0	0-0-0	3	0	1	0	0	4
INDIANA-SOUTHEAST	12/09/17		9	0-3	0-0	0-0	1-2-3	1	1	3	0	1	0
TALLADEGA COLLEGE	12/11/17		19	1-6	0-1	0-0	0-2-2	1	2	3	0	1	2
at Stillman College	12/14/17		11	1-3	0-0	0-0	0-1-1	2	2	2	0	0	2
HUNTINGTON UNIV.	12/16/17		16	1-4	0-1	0-0	0-0-0	3	2	2	0	0	2
UNIV. OF MOBILE	12/31/17		5	0-0	0-0	0-0	0-0-0	1	0	0	0	0	0
STILLMAN COLLEGE	01/04/18		13	3-4	0-0	0-0	0-2-2	3	0	0	0	0	6
at Lindsey Wilson	01/06/18		10	0-4	0-1	2-2	2-4-6	1	3	2	0	0	2
at University of Pikeville	01/11/18												DNP
at Shawnee State	01/13/18												DNP
U. CUMBERLANDS	01/18/18		1	0-0	0-0	0-0	0-0-0	0	0	0	0	0	0
LIFE UNIVERSITY	01/20/18		4	0-3	0-1	4-6	0-1-1	0	0	1	0	2	4
at Georgetown College	01/25/18												DNP
CAMPBELLSVILLE U.	01/27/18		4	0-0	0-0	1-2	0-0-0	0	0	0	0	0	1
LINDSEY WILSON	02/01/18		4	1-2	0-0	0-0	0-0-0	1	0	1	0	0	2
SHAWNEE STATE	02/08/18		7	1-5	0-0	0-0	0-0-0	1	0	0	0	0	2
UNIV. OF PIKEVILLE	02/10/18												DNP
at Life University	02/15/18												DNP
at Univ. of Cumberlands	02/17/18												DNP
at Campbellsville Univ.	02/22/18		4	0-1	0-0	0-4	2-1-3	0	0	0	0	0	0
GEORGETOWN COLL.	02/24/18												DNP
at University of Pikeville	03/01/18												DNP
vs Shawnee State	03/03/18												DNP

Career Highs

Points: 6, 2x, last vs. Stillman College (01/04/18)
 Rebounds: 6, at Lindsey Wilson (01/06/18)
 FG Made: 3, vs. Stillman College (01/04/18)
 FG Att.: 7, vs. Hiwassee College (11/28/17)
 3FG Made: 0
 3-Pt. FG Att.: 2, vs. Hiwassee College (11/28/17)
 FT Made: 4, 2x, last vs. Life University (01/20/18)
 FT Attempts: 7, vs. University of Providence (11/25/17)
 Assists: 3, at Lindsey Wilson (01/06/18)
 Steals: 2, vs. Life University (01/20/18)
 Minutes: 19, vs. Talladega College (12/11/17)

Miscellaneous

Double Figure Scoring Games 0
 Double Figure Rebound Games 0
 Double-Doubles 0
 Games Led CU in Scoring 0
 Games Led CU in Rebounding 2
 Games With 20+ Points 0

Season Highs

Points: 6, 2x, last vs. Stillman College (01/04/18)
 Rebounds: 6, at Lindsey Wilson (01/06/18)
 FG Made: 3, vs. Stillman College (01/04/18)
 FG Att.: 7, vs. Hiwassee College (11/28/17)
 3FG Made: 0
 3-Pt. FG Att.: 2, vs. Hiwassee College (11/28/17)
 FT Made: 4, 2x, last vs. Life University (01/20/18)
 FT Attempts: 7, vs. University of Providence (11/25/17)
 Assists: 3, at Lindsey Wilson (01/06/18)
 Steals: 2, vs. Life University (01/20/18)
 Minutes: 19, vs. Talladega College (12/11/17)

Miscellaneous

Double Figure Scoring Games 0
 Double Figure Rebound Games 0
 Double-Doubles 0
 Games Led CU in Scoring 0
 Games Led CU in Rebounding 2
 Games With 20+ Points 0

FLOWERS' CAREER STATISTICS

Year	GP-GS	Min	Avg	FG-A	Pct	3FG-A	Pct	FT-A	Pct	Off-Def-Tot	Avg	PF-FO	A	TO	Blk	Stl	Pts	Avg
2017-18	22-0	193	8.8	15-66	.227	0-10	.000	11-21	.524	7-22-29	1.3	26-0	13	18	2	7	41	1.9

#20 Kaitlyn Norman • Freshman • Guard • Westmoreland, Tenn.



Norman's 2017-18 Game-by-Game

	DATE	GS	MIN	FG-A	3FG-A	FT-A	O-D-T	PF	A	TO	BLK	S	PTS
OAKWOOD UNIVERSITY	10/30/17					DNP							
MARTIN METHODIST	11/03/17					DNP							
at Oakwood University	11/09/17					DNP							
at Freed-Hardeman	11/11/17					DNP							
at Talladega College	11/18/17					DNP							
vs Vanguard University	11/24/17					DNP							
vs Univ. of Providence	11/25/17												
HIWASSEE COLLEGE	11/28/17		6	0-0	0-0	0-0	0-1-1	2	0	1	0	0	0
CARVER COLLEGE	12/02/17		7	4-5	0-0	2-3	1-1-2	1	0	2	0	1	10
INDIANA-SOUTHEAST	12/09/17					DNP							
TALLADEGA COLLEGE	12/11/17					DNP							
at Stillman College	12/14/17					DNP							
HUNTINGTON UNIV.	12/16/17					DNP							
UNIV. OF MOBILE	12/31/17					DNP							
STILLMAN COLLEGE	01/04/18					DNP							
at Lindsey Wilson	01/06/18		8	0-0	0-0	0-0	1-1-2	0	1	1	0	0	0
at University of Pikeville	01/11/18					DNP							
at Shawnee State	01/13/18					DNP							
U. CUMBERLANDS	01/18/18					DNP							
LIFE UNIVERSITY	01/20/18		6	0-1	0-0	1-2	0-1-1	1	0	0	0	0	1
at Georgetown College	01/25/18		8	0-0	0-0	0-0	0-3-3	0	1	1	0	0	0
CAMPBELLSVILLE U.	01/27/18		2	0-0	0-0	2-2	0-0-0	0	0	0	0	0	2
LINDSEY WILSON	02/01/18		2	0-0	0-0	0-0	0-1-1	0	0	0	0	0	0
SHAWNEE STATE	02/08/18		8	0-0	0-0	0-0	2-3-5	0	2	0	0	0	0
UNIV. OF PIKEVILLE	02/10/18					DNP							
at Life University	02/15/18					DNP							
at Univ. of Cumberlands	02/17/18					DNP							
at Campbellsville Univ.	02/22/18					DNP							
GEORGETOWN COLL.	02/24/18					DNP							
at University of Pikeville	03/01/18					DNP							
vs Shawnee State	03/03/18					DNP							

Career Highs

Points: 10, vs. Carver College (12/02/17)
 Rebounds: 5, vs. Shawnee State (02/08/18)
 FG Made: 4, vs. Carver College (12/02/17)
 FG Att.: 5, vs. Carver College (12/02/17)
 3FG Made: 0
 3-Pt. FG Att.: 0
 FT Made: 2, 2x, last vs. Campbellsville Univ. (01/27/18)
 FT Attempts: 3, vs. Carver College (12/02/17)
 Assists: 2, vs. Shawnee State (02/08/18)
 Steals: 1, vs. Carver College (12/02/17)
 Minutes: 8, 2x, last at Georgetown College (01/25/18)

Miscellaneous

Double Figure Scoring Games 1
 Double Figure Rebound Games 0
 Double-Doubles 0
 Games Led CU in Scoring 0
 Games Led CU in Rebounding 0
 Games With 20+ Points 0

Season Highs

Points: 10, vs. Carver College (12/02/17)
 Rebounds: 5, vs. Shawnee State (02/08/18)
 FG Made: 4, vs. Carver College (12/02/17)
 FG Att.: 5, vs. Carver College (12/02/17)
 3FG Made: 0
 3-Pt. FG Att.: 0
 FT Made: 2, 2x, last vs. Campbellsville Univ. (01/27/18)
 FT Attempts: 3, vs. Carver College (12/02/17)
 Assists: 2, vs. Shawnee State (02/08/18)
 Steals: 1, vs. Carver College (12/02/17)
 Minutes: 8, 2x, last at Georgetown College (01/25/18)

Miscellaneous

Double Figure Scoring Games 1
 Double Figure Rebound Games 0
 Double-Doubles 0
 Games Led CU in Scoring 0
 Games Led CU in Rebounding 0
 Games With 20+ Points 0

NORMAN'S CAREER STATISTICS

Year	GP-GS	Min	Avg	FG-A	Pct	3FG-A	Pct	FT-A	Pct	Off-Def-Tot	Avg	PF-FO	A	TO	Blk	Stl	Pts	Avg
2017-18	9-0	47	5.2	4-6	.667	0-0	.000	5-7	.714	5-11-16	1.8	4-0	4	5	0	1	13	1.4

#21 Carli Codner-Pinto • Junior • Guard • Columbus, Ohio



Codner-Pinto's 2017-18 Game-by-Game

	DATE	GS	MIN	FG-A	3FG-A	FT-A	O-D-T	PF	A	TO	BLK	S	PTS
OAKWOOD UNIVERSITY	10/30/17		21	3-12	2-9	0-0	3-0-3	3	5	2	0	1	8
MARTIN METHODIST	11/03/17	*	19	0-6	0-3	0-0	0-1-1	1	1	3	0	1	0
at Oakwood University	11/09/17		20	3-6	0-2	0-0	1-3-4	1	2	2	0	0	6
at Freed-Hardeman	11/11/17		21	2-4	1-2	0-0	0-0-0	0	1	1	0	0	5
at Talladega College	11/18/17		3	0-2	0-1	0-0	0-0-0	0	1	0	0	1	0
vs Vanguard University	11/24/17		3	0-0	0-0	0-0	0-0-0	0	0	1	0	0	0
vs Univ. of Providence	11/25/17		3	0-0	0-0	0-0	0-1-1	0	1	1	0	0	0
HIWASSEE COLLEGE	11/28/17	*	28	2-5	2-4	2-2	1-3-4	0	5	1	0	2	8
CARVER COLLEGE	12/02/17	*	28	3-7	0-3	0-0	1-1-2	1	4	1	0	2	6
INDIANA-SOUTHEAST	12/09/17	*	20	0-3	0-3	4-6	1-4-5	2	2	4	0	1	4
TALLADEGA COLLEGE	12/11/17	*	18	0-4	0-3	1-1	0-0-0	3	2	1	0	1	1
at Stillman College	12/14/17	*	25	2-7	2-5	0-0	0-1-1	1	3	5	0	2	6
HUNTINGTON UNIV.	12/16/17	*	16	1-7	0-4	0-0	0-1-1	0	3	0	0	0	2
UNIV. OF MOBILE	12/31/17	*	30	5-8	4-6	0-0	0-1-1	3	2	4	1	0	14
STILLMAN COLLEGE	01/04/18	*	24	2-5	2-4	0-0	0-0-0	0	2	1	0	2	6
at Lindsey Wilson	01/06/18	*	10	1-4	0-2	0-0	0-1-1	0	0	1	0	1	2
at University of Pikeville	01/11/18		12	1-3	1-2	1-2	0-0-0	3	0	2	0	0	4
at Shawnee State	01/13/18		11	0-2	0-2	0-0	0-0-0	1	1	2	0	0	0
U. CUMBERLANDS	01/18/18		5	0-1	0-1	0-0	0-0-0	2	0	1	0	0	0
LIFE UNIVERSITY	01/20/18		13	0-1	0-1	1-2	0-0-0	0	2	2	0	1	1
at Georgetown College	01/25/18		9	1-5	1-4	0-0	0-1-1	1	0	0	0	1	3
CAMPBELLSVILLE U.	01/27/18		21	5-8	3-5	0-0	0-0-0	1	2	4	0	2	13
LINDSEY WILSON	02/01/18		18	1-5	1-4	0-0	2-0-2	2	0	1	0	0	3
SHAWNEE STATE	02/08/18		16	0-6	0-4	0-0	0-0-0	1	1	1	0	0	0
UNIV. OF PIKEVILLE	02/10/18		16	2-6	1-4	1-2	0-2-2	0	1	0	0	0	6
at Life University	02/15/18	*	27	4-9	3-7	0-0	1-2-3	5	1	3	0	0	11
at Univ. of Cumberlands	02/17/18		23	2-5	1-2	1-1	0-2-2	0	3	2	0	0	6
at Campbellsville Univ.	02/22/18		15	0-1	0-1	0-0	0-1-1	0	0	3	0	1	0
GEORGETOWN COLL.	02/24/18		14	4-8	3-7	1-2	0-3-3	2	1	0	0	1	12
at University of Pikeville	03/01/18		10	1-3	0-2	0-0	0-0-0	1	1	0	0	1	2
vs Shawnee State	03/03/18		16	3-5	3-5	0-0	0-1-1	2	1	0	0	0	9

Career Highs

Points: 14, vs. University of Mobile (12/31/17)
 Rebounds: 5, vs. Indiana-Southeast (12/09/17)
 FG Made: 5, 2x, last vs. Campbellsville Univ. (01/27/18)
 FG Att.: 12, vs. Oakwood University (10/30/17)
 3FG Made: 4, vs. University of Mobile (12/31/17)
 3-Pt. FG Att.: 9, vs. Oakwood University (10/30/17)
 FT Made: 4, vs. Indiana-Southeast (12/09/17)
 FT Attempts: 6, vs. Indiana-Southeast (12/09/17)
 Assists: 5, 2x, last vs. Hiwassee College (11/28/17)
 Steals: 2, 5x, last vs. Campbellsville Univ. (01/27/18)
 Minutes: 30, vs. University of Mobile (12/31/17)

Miscellaneous

Double Figure Scoring Games 3
 Double Figure Rebound Games 0
 Double-Doubles 0
 Games Led CU in Scoring 1
 Games Led CU in Rebounding 0
 Games With 20+ Points 0

Season Highs

Points: 14, vs. University of Mobile (12/31/17)
 Rebounds: 5, vs. Indiana-Southeast (12/09/17)
 FG Made: 5, 2x, last vs. Campbellsville Univ. (01/27/18)
 FG Att.: 12, vs. Oakwood University (10/30/17)
 3FG Made: 4, vs. University of Mobile (12/31/17)
 3-Pt. FG Att.: 9, vs. Oakwood University (10/30/17)
 FT Made: 4, vs. Indiana-Southeast (12/09/17)
 FT Attempts: 6, vs. Indiana-Southeast (12/09/17)
 Assists: 5, 2x, last vs. Hiwassee College (11/28/17)
 Steals: 2, 5x, last vs. Campbellsville Univ. (01/27/18)
 Minutes: 30, vs. University of Mobile (12/31/17)

Miscellaneous

Double Figure Scoring Games 4
 Double Figure Rebound Games 0
 Double-Doubles 0
 Games Led CU in Scoring 1
 Games Led CU in Rebounding 0
 Games With 20+ Points 0

CODNER-PINTO'S CAREER STATISTICS

Year	GP-GS	Min	Avg	FG-A	Pct	3FG-A	Pct	FT-A	Pct	Off-Def-Tot	Avg	PF-FO	A	TO	Blk	Stl	Pts	Avg
2017-18	31-11	515	16.6	48-148	.324	30-102	.294	12-18	.667	10-29-39	1.3	36-1	48	49	1	21	138	4.5

#22 Calynne Pridemore • Sophomore • Forward • Knoxville, Tenn.



Pridemore's 2017-18 Game-by-Game

	DATE	GS	MIN	FG-A	3FG-A	FT-A	O-D-T	PF	A	TO	BLK	S	PTS
OAKWOOD UNIVERSITY	10/30/17		8	1-1	0-0	0-0	1-3-4	2	0	2	0	1	2
MARTIN METHODIST	11/03/17					DNP							
at Oakwood University	11/09/17		3	0-0	0-0	0-0	0-0-0	1	0	1	0	0	0
at Freed-Hardeman	11/11/17					DNP							
at Talladega College	11/18/17					DNP							
vs Vanguard University	11/24/17					DNP							
vs Univ. of Providence	11/25/17		2	0-1	0-0	0-0	0-0-0	0	0	0	0	0	0
HIWASSEE COLLEGE	11/28/17					DNP							
CARVER COLLEGE	12/02/17					DNP							
INDIANA-SOUTHEAST	12/09/17					DNP							
TALLADEGA COLLEGE	12/11/17					DNP							
at Stillman College	12/14/17					DNP							
HUNTINGTON UNIV.	12/16/17					DNP							
UNIV. OF MOBILE	12/31/17					DNP							
STILLMAN COLLEGE	01/04/18					DNP							
at Lindsey Wilson	01/06/18		1	0-0	0-0	0-0	0-0-0	0	0	0	0	0	0
at University of Pikeville	01/11/18					DNP							
at Shawnee State	01/13/18					DNP							
U. CUMBERLANDS	01/18/18					DNP							
LIFE UNIVERSITY	01/20/18		3	0-1	0-0	0-0	0-0-0	1	0	0	0	0	0
at Georgetown College	01/25/18					DNP							
CAMPBELLSVILLE U.	01/27/18		2	0-0	0-0	0-0	0-0-0	0	0	0	0	0	0
LINDSEY WILSON	02/01/18		7	1-2	0-0	0-0	0-0-0	0	0	0	0	0	2
SHAWNEE STATE	02/08/18					DNP							
UNIV. OF PIKEVILLE	02/10/18		1	0-0	0-0	0-0	0-0-0	0	0	0	0	0	0
at Life University	02/15/18					DNP							
at Univ. of Cumberlands	02/17/18					DNP							
at Campbellsville Univ.	02/22/18		4	0-2	0-1	0-0	0-0-0	0	0	0	0	0	0
GEORGETOWN COLL.	02/24/18					DNP							
at University of Pikeville	03/01/18					DNP							
vs Shawnee State	03/03/18					DNP							

Career Highs

Points: 2, 3x, last vs. Lindsey Wilson (02/05/18)
 Rebounds: 5, vs. Hiwassee College (11/21/16)
 FG Made: 1, 3x, last vs. Lindsey Wilson (02/05/18)
 FG Att.: 3, vs. Hiwassee College (11/21/16)
 3FG Made: 0
 3-Pt. FG Att.: 2, vs. Hiwassee College (11/21/16)
 FT Made: 0
 FT Attempts: 0
 Assists: 0
 Steals: 1, 2x, last vs. Oakwood University (10/30/17)
 Minutes: 12, at Hiwassee College (11/21/16)

Miscellaneous

Double Figure Scoring Games 0
 Double Figure Rebound Games 0
 Double-Doubles 0
 Games Led CU in Scoring 0
 Games Led CU in Rebounding 0
 Games With 20+ Points 0

Season Highs

Points: 2, 2x, last vs. Lindsey Wilson (02/05/18)
 Rebounds: 4, vs. Oakwood University (10/30/17)
 FG Made: 1, 2x, last vs. Lindsey Wilson (02/05/18)
 FG Att.: 2, 2x, last at Campbellsville Univ. (02/22/18)
 3FG Made: 0
 3-Pt. FG Att.: 1, at Campbellsville Univ. (02/22/18)
 FT Made: 0
 FT Attempts: 0
 Assists: 0
 Steals: 1, vs. Oakwood University (10/30/17)
 Minutes: 8, vs. Oakwood University (10/30/17)

Miscellaneous

Double Figure Scoring Games 0
 Double Figure Rebound Games 0
 Double-Doubles 0
 Games Led CU in Scoring 0
 Games Led CU in Rebounding 0
 Games With 20+ Points 0

PRIDEMORE'S CAREER STATISTICS

Year	GP-GS	Min	Avg	FG-A	Pct	3FG-A	Pct	FT-A	Pct	Off-Def-Tot	Avg	PF-FO	A	TO	Blk	Stl	Pts	Avg
2016-17	6-0	20	3.3	1-6	.167	0-3	.000	0-0	.000	4-5-9	1.5	3-0	0	2	1	1	2	0.3
2017-18	9-0	31	3.4	2-7	.286	0-1	.000	0-0	.000	1-3-4	0.4	4-0	0	3	0	1	4	0.4
TOTALS	15-0	51	3.4	3-13	.231	0-4	.000	0-0	.000	5-8-13	0.9	7-0	0	5	1	2	6	0.4

#24 Ant'Treasia Patton • Junior • Guard • Nashville, Tenn.



Patton's 2017-18 Game-by-Game

	DATE	GS	MIN	FG-A	3FG-A	FT-A	O-D-T	PF	A	TO	BLK	S	PTS
OAKWOOD UNIVERSITY	10/30/17	*	13	1-4	0-2	0-0	1-4-5	3	0	1	1	0	2
MARTIN METHODIST	11/03/17	*	35	3-13	0-5	3-4	3-2-5	3	0	1	0	2	9
at Oakwood University	11/09/17	*	13	4-8	1-1	1-1	1-2-3	0	0	2	0	1	10
at Freed-Hardeman	11/11/17	*	28	6-17	0-3	7-8	2-3-5	2	0	2	0	1	19
at Talladega College	11/18/17	*	31	8-12	1-2	0-2	3-3-6	4	1	3	0	2	17
vs Vanguard University	11/24/17	*	30	1-9	0-4	0-0	3-3-6	0	2	3	0	0	2
vs Univ. of Providence	11/25/17	*	14	0-0	0-0	0-0	0-2-2	1	1	0	0	1	0
HIWASSEE COLLEGE	11/28/17	*	14	2-5	2-4	2-2	0-1-1	0	3	1	0	0	8
CARVER COLLEGE	12/02/17	*	26	4-8	1-4	0-0	1-3-4	2	5	1	0	2	9
INDIANA-SOUTHEAST	12/09/17	*	29	2-8	0-1	0-0	3-6-9	2	1	1	1	2	4
TALLADEGA COLLEGE	12/11/17	*	31	3-6	2-2	1-2	1-6-7	4	3	2	0	0	9
at Stillman College	12/14/17	*	38	7-13	3-7	5-5	0-3-3	2	3	6	0	3	22
HUNTINGTON UNIV.	12/16/17	*	36	7-13	2-5	1-1	1-7-8	0	2	3	0	1	17
UNIV. OF MOBILE	12/31/17						DNP						
STILLMAN COLLEGE	01/04/18						DNP						
at Lindsey Wilson	01/06/18	*	26	1-5	0-1	1-2	0-2-2	1	2	2	0	0	3
at University of Pikeville	01/11/18	*	36	5-9	3-4	4-6	1-7-8	2	0	4	0	1	17
at Shawnee State	01/13/18	*	28	0-7	0-4	0-0	3-3-6	2	0	2	0	2	0
U. CUMBERLANDS	01/18/18	*	35	6-9	3-3	1-2	2-4-6	3	0	4	0	4	16
LIFE UNIVERSITY	01/20/18	*	27	8-16	3-6	0-0	2-3-5	1	2	1	0	2	19
at Georgetown College	01/25/18	*	38	7-12	5-9	2-6	1-8-9	0	3	7	0	4	21
CAMPBELLSVILLE U.	01/27/18	*	30	4-8	1-4	1-1	0-2-2	1	1	2	1	1	10
LINDSEY WILSON	02/01/18	*	31	5-11	2-4	2-2	1-3-4	2	1	3	1	1	14
SHAWNEE STATE	02/08/18	*	30	2-8	2-4	0-0	3-3-6	2	0	4	0	2	6
UNIV. OF PIKEVILLE	02/10/18	*	28	4-7	0-1	2-2	3-5-8	1	0	1	1	1	10
at Life University	02/15/18	*	30	6-11	6-10	0-0	1-6-7	5	2	5	0	1	18
at Univ. of Cumberlands	02/17/18	*	25	4-7	0-1	1-3	3-1-4	3	2	0	2	1	9
at Campbellsville Univ.	02/22/18	*	31	2-8	0-1	3-3	1-2-3	3	0	1	0	0	7
GEORGETOWN COLL.	02/24/18	*	28	6-11	4-7	2-2	0-1-1	3	2	0	0	0	18
at University of Pikeville	03/01/18	*	30	2-11	1-7	6-6	0-4-4	1	0	0	1	0	12
vs Shawnee State	03/03/18	*	21	1-4	0-1	2-2	1-0-1	2	0	1	0	0	4

Career Highs (APSU)

Points: 0
 Rebounds: 2, vs. Miami [OH] (11/11/16)
 FG Made: 0
 FG Att.: 2, vs. Miami [OH] (11/11/16)
 3FG Made: 0
 3-Pt. FG Att.: 0
 FT Made: 0
 FT Attempts: 0
 Assists: 0
 Steals: 0
 Minutes: 2, 2x, last vs. Christian Brothers (11/13/16)

Miscellaneous

Double Figure Scoring Games 0
 Double Figure Rebound Games 0
 Double-Doubles 0
 Games Led CU in Scoring 0
 Games Led CU in Rebounding 0
 Games With 20+ Points 0

Season Highs

Points: 22, at Stillman College (12/14/17)
 Rebounds: 9, 2x, last at Georgetown College (01/25/18)
 FG Made: 8, 2x, last vs. Life University (01/20/18)
 FG Att.: 17, at Freed-Hardeman (11/11/17)
 3FG Made: 6, at Life University (02/15/18)
 3FG Att.: 10, at Life University (02/15/18)
 FT Made: 7, at Freed-Hardeman (11/11/17)
 FT Attempts: 8, at Freed-Hardeman (11/11/17)
 Assists: 5, vs. Carver College (12/02/17)
 Steals: 4, 2x, last at Georgetown College (01/25/18)
 Minutes: 38, 2x, last at Georgetown College (01/25/18)

Miscellaneous

Double Figure Scoring Games 15
 Double Figure Rebound Games 0
 Double-Doubles 0
 Games Led CU in Scoring 9
 Games Led CU in Rebounding 5
 Games With 20+ Points 2

PATTON'S CAREER STATISTICS

Year	GP-GS	Min	Avg	FG-A	Pct	3FG-A	Pct	FT-A	Pct	Off-Def-Tot	Avg	PF-FO	A	TO	Blk	Stl	Pts	Avg
2016-17*	2-0	4	2.0	0-2	.000	0-0	.000	0-0	.000	2-1-3	1.5	0-0	0	0	0	0	0	0.0
2017-18	29-29	812	28.0	111-260	.427	42-107	.393	47-62	.758	41-99-140	4.8	55-1	36	63	8	35	311	10.7
TOTALS	31-29	816	26.3	111-262	.424	42-107	.393	47-62	.758	43-100-143	4.6	55-1	36	63	8	35	311	10.0

#32 Kaitlin Oliver • Senior • Forward • LaVergne, Tenn.



Oliver's 2017-18 Game-by-Game

	DATE	GS	MIN	FG-A	3FG-A	FT-A	O-D-T	PF	A	TO	BLK	S	PTS
OAKWOOD UNIVERSITY	10/30/17	*	18	5-8	0-0	1-2	4-1-5	2	2	1	0	3	11
MARTIN METHODIST	11/03/17	*	24	4-6	0-0	1-3	2-4-6	4	0	1	0	1	9
at Oakwood University	11/09/17	*	24	9-10	0-0	2-7	1-3-4	2	3	2	0	2	20
at Freed-Hardeman	11/11/17	*	33	2-3	0-0	0-0	3-2-5	0	1	1	0	0	4
at Talladega College	11/18/17	*	36	3-9	0-0	2-7	7-6-13	4	2	1	1	6	8
vs Vanguard University	11/24/17	*	25	0-2	0-0	2-4	0-4-4	3	0	2	0	2	2
vs Univ. of Providence	11/25/17	*	35	0-7	0-0	1-2	4-0-4	0	0	1	0	2	1
HIWASSEE COLLEGE	11/28/17	*	22	1-4	0-0	4-6	2-4-6	1	3	2	0	2	6
CARVER COLLEGE	12/02/17	*	25	6-10	0-0	1-1	3-3-6	3	2	3	0	0	13
INDIANA-SOUTHEAST	12/09/17	*	34	5-8	0-0	2-4	3-3-6	0	2	2	1	2	12
TALLADEGA COLLEGE	12/11/17	*	12	1-1	0-0	1-2	1-3-4	5	1	1	0	0	3
at Stillman College	12/14/17	*	32	3-5	0-0	0-1	2-6-8	3	1	3	0	1	6
HUNTINGTON UNIV.	12/16/17	*	36	2-6	0-1	1-2	7-7-14	1	1	3	0	2	5
UNIV. OF MOBILE	12/31/17	*	34	2-4	0-0	2-4	4-5-9	1	2	3	1	1	6
STILLMAN COLLEGE	01/04/18	*	38	4-10	0-0	2-4	1-3-4	1	1	2	0	2	10
at Lindsey Wilson	01/06/18	*	31	2-5	0-0	2-4	0-3-3	3	1	0	0	2	6
at University of Pikeville	01/11/18	*	36	5-6	0-0	0-6	3-8-11	2	2	2	0	0	10
at Shawnee State	01/13/18	*	36	4-6	0-0	3-6	2-6-8	3	0	3	1	0	11
U. CUMBERLANDS	01/18/18	*	40	0-7	0-0	0-0	2-4-6	3	1	1	0	0	0
LIFE UNIVERSITY	01/20/18	*	29	0-3	0-0	0-0	4-6-10	2	1	2	1	2	0
at Georgetown College	01/25/18	*	26	3-5	0-0	0-0	1-2-3	3	1	1	0	1	6
CAMPBELLSVILLE U.	01/27/18	*	34	5-7	0-0	1-4	2-5-7	1	1	2	0	0	11
LINDSEY WILSON	02/01/18	*	37	2-10	0-0	1-3	3-4-7	1	3	0	0	2	5
SHAWNEE STATE	02/08/18	*	29	3-9	0-0	2-2	2-7-9	2	0	1	0	0	8
UNIV. OF PIKEVILLE	02/10/18	*	33	3-14	0-0	2-6	2-7-9	2	2	5	0	0	8
at Life University	02/15/18		24	2-3	0-0	3-4	2-9-11	2	2	2	0	0	7
at Univ. of Cumberlands	02/17/18	*	35	4-6	0-0	1-4	2-4-6	1	2	2	0	3	9
at Campbellsville Univ.	02/22/18	*	17	2-4	0-0	0-0	2-1-3	0	0	2	1	1	4
GEORGETOWN COLL.	02/24/18	*	37	3-6	0-0	3-7	4-3-7	3	2	3	0	2	9
at University of Pikeville	03/01/18	*	36	3-3	0-0	5-6	1-7-8	2	1	2	0	0	11
vs Shawnee State	03/03/18	*	36	2-4	0-0	1-2	2-11-13	0	2	6	0	2	5

Career Highs

Points: 20, at Oakwood University (11/09/17)
 Rebounds: 14, vs. Huntington University (12/16/17)
 FG Made: 9, at Oakwood University (11/09/17)
 FG Att.: 14, vs. University of Pikeville (02/10/18)
 3FG Made: 0
 3-Pt. FG Att.: 1, 2x, last vs. Huntington Univ. (12/16/17)
 FT Made: 6, at Campbellsville Univ. (02/07/15)
 FT Attempts: 8, at Campbellsville Univ. (02/07/15)
 Assists: 5, at Fisk Univ. (01/07/17)
 Steals: 6, at Talladega College (11/18/17)
 Minutes: 40, vs. Univ. of Cumberlands (01/18/18)

Miscellaneous

Double Figure Scoring Games 10
 Double Figure Rebound Games 6
 Double-Doubles 1
 Games Led CU in Scoring 3
 Games Led CU in Rebounding 19
 Games With 20+ Points 1

Season Highs

Points: 20, at Oakwood University (11/09/17)
 Rebounds: 14, vs. Huntington University (12/16/17)
 FG Made: 9, at Oakwood University (11/09/17)
 FG Att.: 14, vs. University of Pikeville (02/10/18)
 3FG Made: 0
 3-Pt. FG Att.: 1, vs. Huntington University (12/16/17)
 FT Made: 5, at University of Pikeville (03/01/18)
 FT Att.: 7, 3x, last vs. Georgetown College (02/24/18)
 Assists: 3, 3x, last vs. Lindsey Wilson (02/05/18)
 Steals: 6, at Talladega College (11/18/17)
 Minutes: 40, vs. Univ. of Cumberlands (01/18/18)

Miscellaneous

Double Figure Scoring Games 9
 Double Figure Rebound Games 6
 Double-Doubles 1
 Games Led CU in Scoring 2
 Games Led CU in Rebounding 18
 Games With 20+ Points 1

OLIVER'S CAREER STATISTICS

Year	GP-GS	Min	Avg	FG-A	Pct	3FG-A	Pct	FT-A	Pct	Off-Def-Tot	Avg	PF-FO	A	TO	Blk	Stl	Pts	Avg
2014-15	29-13	629	21.7	38-91	.418	0-0	.000	26-45	.578	30-56-86	3.0	40-1	19	31	4	26	102	3.5
2015-16	30-1	458	15.3	11-34	.324	0-1	.000	4-9	.444	21-47-68	2.3	35-1	12	19	2	15	26	0.9
2016-17	14-0	236	16.9	19-31	.613	0-0	.000	3-9	.333	12-19-31	2.2	20-1	9	14	1	8	41	2.9
2017-18	31-31	944	30.5	90-191	.471	0-1	.000	46-103	.447	78-141-219	7.1	60-1	42	62	6	41	226	7.3
TOTALS	104-45	2267	21.8	158-347	.455	0-2	.000	79-166	.476	141-263-404	3.9	155-4	82	126	13	90	395	3.8

#34 Katherine Griffith • Sophomore • Forward • Knoxville, Tenn.



Griffith's 2017-18 Game-by-Game

	DATE	GS	MIN	FG-A	3FG-A	FT-A	O-D-T	PF	A	TO	BLK	S	PTS
OAKWOOD UNIVERSITY	10/30/17		17	4-5	0-0	1-2	2-4-6	1	0	2	0	0	9
MARTIN METHODIST	11/03/17		1	0-0	0-0	0-0	0-0-0	1	0	1	0	0	0
at Oakwood University	11/09/17		16	9-13	0-0	0-1	4-5-9	4	0	4	1	0	18
at Freed-Hardeman	11/11/17		15	3-6	0-0	0-0	2-1-3	1	0	5	0	0	6
at Talladega College	11/18/17		9	0-0	0-0	1-2	1-0-1	2	0	1	0	1	1
vs Vanguard University	11/24/17		15	1-1	0-0	0-0	0-2-2	1	1	1	1	0	2
vs Univ. of Providence	11/25/17		21	1-6	0-0	0-2	0-0-0	2	0	2	0	0	2
HIWASSEE COLLEGE	11/28/17		17	2-5	0-0	2-2	2-3-5	2	0	0	5	0	6
CARVER COLLEGE	12/02/17		10	2-7	0-0	2-4	0-3-3	1	0	1	0	0	6
INDIANA-SOUTHEAST	12/09/17		9	2-4	0-0	0-0	0-1-1	2	0	1	1	0	4
TALLADEGA COLLEGE	12/11/17		26	3-4	0-0	3-6	1-2-3	2	0	3	0	0	9
at Stillman College	12/14/17		11	1-2	0-0	1-4	3-5-8	1	0	1	2	0	3
HUNTINGTON UNIV.	12/16/17		4	0-1	0-0	0-0	1-1-2	2	0	2	0	0	0
UNIV. OF MOBILE	12/31/17		6	0-0	0-0	0-0	0-1-1	2	0	2	0	0	0
STILLMAN COLLEGE	01/04/18		2	0-0	0-0	0-0	0-0-0	0	0	0	0	0	0
at Lindsey Wilson	01/06/18		5	2-2	0-0	0-1	0-1-1	1	0	0	0	0	4
at University of Pikeville	01/11/18		4	0-1	0-0	0-0	0-0-0	1	0	0	0	0	0
at Shawnee State	01/13/18		11	1-4	0-0	2-4	0-0-0	2	0	4	2	0	4
U. CUMBERLANDS	01/18/18		11	0-1	0-0	1-2	0-2-2	1	0	0	1	0	1
LIFE UNIVERSITY	01/20/18		16	1-3	0-0	0-0	1-3-4	5	0	1	2	0	2
at Georgetown College	01/25/18		9	1-3	0-0	0-0	2-3-5	0	0	1	1	0	2
CAMPBELLSVILLE U.	01/27/18		11	2-3	0-0	1-1	1-2-3	1	0	1	0	1	5
LINDSEY WILSON	02/01/18		10	2-6	0-0	0-0	2-0-2	0	0	1	1	0	4
SHAWNEE STATE	02/08/18	*	22	2-4	0-0	0-0	1-3-4	1	1	1	0	0	4
UNIV. OF PIKEVILLE	02/10/18		5	0-1	0-0	0-0	1-1-2	0	0	0	0	0	0
at Life University	02/15/18		13	2-3	0-0	0-0	0-2-2	2	0	0	0	0	4
at Univ. of Cumberlands	02/17/18		5	0-0	0-0	0-0	0-1-1	0	0	0	0	0	0
at Campbellsville Univ.	02/22/18		7	1-2	0-0	0-0	0-0-0	5	0	0	0	0	2
GEORGETOWN COLL.	02/24/18		3	0-0	0-0	0-0	0-0-0	4	0	2	1	0	0
at University of Pikeville	03/01/18					DNP							
vs Shawnee State	03/03/18		13	6-7	0-0	2-6	1-2-3	1	0	0	0	0	14

Career Highs

Points: 18, at Oakwood University (11/09/17)
 Rebounds: 9, at Oakwood University (11/09/17)
 FG Made: 9, at Oakwood University (11/09/17)
 FG Att.: 13, at Oakwood University (11/09/17)
 3FG Made: 0
 3-Pt. FG Att.: 0
 FT Made: 4, 2x, last vs. Georgetown College (02/23/17)
 FT Attempts: 6, 2x, last vs. Shawnee State (03/03/18)
 Assists: 2, at Fisk Univ. (01/07/17)
 Steals: 1, 4x, last at Talladega College (11/18/17)
 Minutes: 26, vs. Talladega College (12/11/17)

Miscellaneous

Double Figure Scoring Games 2
 Double Figure Rebound Games 0
 Double-Doubles 0
 Games Led CU in Scoring 1
 Games Led CU in Rebounding 4
 Games With 20+ Points 0

Season Highs

Points: 18, at Oakwood University (11/09/17)
 Rebounds: 9, at Oakwood University (11/09/17)
 FG Made: 9, at Oakwood University (11/09/17)
 FG Att.: 13, at Oakwood University (11/09/17)
 3FG Made: 0
 3-Pt. FG Att.: 0
 FT Made: 3, vs. Talladega College (12/11/17)
 FT Attempts: 6, 2x, last vs. Shawnee State (03/03/18)
 Assists: 1, 2x, last vs. Shawnee State (02/08/18)
 Steals: 1, 2x, last vs. Campbellsville Univ. (01/27/18)
 Minutes: 26, vs. Talladega College (12/11/17)

Miscellaneous

Double Figure Scoring Games 2
 Double Figure Rebound Games 0
 Double-Doubles 0
 Games Led CU in Scoring 1
 Games Led CU in Rebounding 3
 Games With 20+ Points 0

GRIFFITH'S CAREER STATISTICS

Year	GP-GS	Min	Avg	FG-A	Pct	3FG-A	Pct	FT-A	Pct	Off-Def-Tot	Avg	PF-FO	A	TO	Blk	Stl	Pts	Avg
2016-17	25-2	172	6.9	18-41	.439	0-0	.000	19-28	.679	20-35-55	2.2	41-2	3	17	12	2	55	2.2
2017-18	30-1	324	10.8	48-94	.511	0-0	.000	16-37	.432	25-48-73	2.4	48-2	2	37	18	2	112	3.7
TOTALS	55-3	496	9.0	66-135	.489	0-0	.000	35-65	.538	45-83-128	2.3	89-4	5	54	30	4	167	3.0

#35 Briana Vandlen • Sophomore • Guard • Adams, Tenn.



Vandlen's 2017-18 Game-by-Game

	DATE	GS	MIN	FG-A	3FG-A	FT-A	O-D-T	PF	A	TO	BLK	S	PTS
OAKWOOD UNIVERSITY	10/30/17		6	0-3	0-0	2-2	1-1-2	0	1	0	0	1	2
MARTIN METHODIST	11/03/17					DNP							
at Oakwood University	11/09/17		3	1-1	0-0	0-0	0-1-1	0	1	0	0	0	2
at Freed-Hardeman	11/11/17					DNP							
at Talladega College	11/18/17					DNP							
vs Vanguard University	11/24/17					DNP							
vs Univ. of Providence	11/25/17		1	0-0	0-0	0-0	0-0-0	0	0	0	0	0	0
HIWASSEE COLLEGE	11/28/17		6	0-1	0-1	0-0	0-3-3	0	0	0	0	0	0
CARVER COLLEGE	12/02/17		4	0-0	0-0	0-0	0-1-1	3	0	0	0	0	0
INDIANA-SOUTHEAST	12/09/17		5	0-0	0-0	0-0	0-0-0	0	0	0	0	0	0
TALLADEGA COLLEGE	12/11/17					DNP							
at Stillman College	12/14/17					DNP							
HUNTINGTON UNIV.	12/16/17					DNP							
UNIV. OF MOBILE	12/31/17					DNP							
STILLMAN COLLEGE	01/04/18					DNP							
at Lindsey Wilson	01/06/18		1	0-0	0-0	0-0	0-0-0	0	0	0	0	0	0
at University of Pikeville	01/11/18					DNP							
at Shawnee State	01/13/18					DNP							
U. CUMBERLANDS	01/18/18					DNP							
LIFE UNIVERSITY	01/20/18		3	0-0	0-0	1-2	0-0-0	0	0	0	0	0	1
at Georgetown College	01/25/18					DNP							
CAMPBELLSVILLE U.	01/27/18					DNP							
LINDSEY WILSON	02/01/18		5	0-1	0-0	0-0	0-0-0	1	0	1	0	0	0
SHAWNEE STATE	02/08/18					DNP							
UNIV. OF PIKEVILLE	02/10/18		2	0-0	0-0	0-0	0-0-0	0	0	0	0	0	0
at Life University	02/15/18					DNP							
at Univ. of Cumberlands	02/17/18					DNP							
at Campbellsville Univ.	02/22/18		3	0-1	0-0	0-0	0-0-0	1	0	0	0	0	0
GEORGETOWN COLL.	02/24/18					DNP							
at University of Pikeville	03/01/18					DNP							
vs Shawnee State	03/03/18					DNP							

Career Highs

Points: 2, 3x, last at Oakwood University (11/09/17)
 Rebounds: 3, vs. Hiwassee College (11/28/17)
 FG Made: 1, at Oakwood University (11/09/17)
 FG Att.: 3, vs. Oakwood University (10/30/17)
 3FG Made: 0
 3-Pt. FG Att.: 1, 3x, last vs. Hiwassee College (11/28/17)
 FT Made: 2, 2x, last vs. Oakwood University (10/30/17)
 FT Att.: 2, 3x, last vs. Life University (01/20/18)
 Assists: 1, 3x, last at Oakwood University (11/09/17)
 Steals: 1, vs. Oakwood University (10/30/17)
 Minutes: 7, vs. Hiwassee College (11/21/16)

Miscellaneous

Double Figure Scoring Games 0
 Double Figure Rebound Games 0
 Double-Doubles 0
 Games Led CU in Scoring 0
 Games Led CU in Rebounding 0
 Games With 20+ Points 0

Season Highs

Points: 2, 2x, last at Oakwood University (11/09/17)
 Rebounds: 3, vs. Hiwassee College (11/28/17)
 FG Made: 1, at Oakwood University (11/09/17)
 FG Att.: 3, vs. Oakwood University (10/30/17)
 3FG Made: 0
 3-Pt. FG Att.: 1, vs. Hiwassee College (11/28/17)
 FT Made: 2, vs. Oakwood University (10/30/17)
 FT Att.: 2, 2x, last vs. Life University (01/20/18)
 Assists: 1, 2x, last at Oakwood University (11/09/17)
 Steals: 1, vs. Oakwood University (10/30/17)
 Minutes: 6, 2x, last vs. Hiwassee College (11/28/17)

Miscellaneous

Double Figure Scoring Games 0
 Double Figure Rebound Games 0
 Double-Doubles 0
 Games Led CU in Scoring 0
 Games Led CU in Rebounding 0
 Games With 20+ Points 0

VANDLEN'S CAREER STATISTICS

Year	GP-GS	Min	Avg	FG-A	Pct	3FG-A	Pct	FT-A	Pct	Off-Def-Tot	Avg	PF-FO	A	TO	Blk	Stl	Pts	Avg
2016-17	5-0	17	3.4	0-2	.000	0-2	.000	3-4	.750	1-0-1	0.2	2-0	1	1	0	0	3	0.6
2017-18	11-0	39	3.5	1-7	.143	0-1	.000	3-4	.750	1-6-7	0.6	5-0	2	1	0	1	5	0.5
TOTALS	16-0	56	3.5	1-9	.111	0-3	.000	6-8	.750	2-6-8	0.5	7-0	3	2	0	1	8	0.5

#44 Kyra Tucker • Junior • Forward • Indianapolis, Ind.



Tucker's 2017-18 Game-by-Game

	DATE	GS	MIN	FG-A	3FG-A	FT-A	O-D-T	PF	A	TO	BLK	S	PTS
OAKWOOD UNIVERSITY	10/30/17	*	17	5-10	0-3	0-0	2-3-5	2	3	0	0	1	10
MARTIN METHODIST	11/03/17	*	28	6-11	2-6	1-2	1-5-6	5	5	0	0	1	15
at Oakwood University	11/09/17					DNP							
at Freed-Hardeman	11/11/17		20	2-6	1-4	0-0	1-1-2	2	2	1	1	0	5
at Talladega College	11/18/17	*	21	1-9	0-3	0-0	1-0-1	3	2	1	0	0	2
vs Vanguard University	11/24/17	*	29	4-11	2-7	2-4	0-3-3	3	2	1	0	2	12
vs Univ. of Providence	11/25/17	*	33	4-14	3-7	2-4	0-0-0	2	2	1	0	0	13
HIWASSEE COLLEGE	11/28/17	*	15	4-9	1-4	0-0	1-1-2	0	0	0	0	1	9
CARVER COLLEGE	12/02/17	*	9	0-2	0-0	0-0	0-0-0	0	1	0	0	0	0
INDIANA-SOUTHEAST	12/09/17	*	37	6-13	2-3	1-2	4-2-6	2	2	4	0	2	15
TALLADEGA COLLEGE	12/11/17	*	34	5-13	1-3	1-1	0-1-1	3	0	4	0	1	12
at Stillman College	12/14/17	*	32	4-6	0-2	6-8	0-4-4	2	0	1	0	0	14
HUNTINGTON UNIV.	12/16/17	*	17	2-8	1-3	0-0	2-0-2	3	0	0	0	0	5
UNIV. OF MOBILE	12/31/17	*	33	10-15	6-6	1-1	1-6-7	4	3	2	1	1	27
STILLMAN COLLEGE	01/04/18	*	31	4-11	4-6	1-2	1-3-4	2	0	1	1	0	13
at Lindsey Wilson	01/06/18	*	29	8-17	1-6	0-0	1-2-3	2	0	2	0	0	17
at University of Pikeville	01/11/18	*	34	3-6	0-2	2-2	0-2-2	3	2	1	0	2	8
at Shawnee State	01/13/18	*	29	6-12	3-6	0-0	0-0-0	5	0	4	0	1	15
U. CUMBERLANDS	01/18/18	*	23	2-8	0-3	0-0	0-2-2	2	0	3	0	0	4
LIFE UNIVERSITY	01/20/18	*	22	10-14	2-5	0-0	0-3-3	0	1	1	0	0	22
at Georgetown College	01/25/18	*	27	3-10	1-3	3-4	0-1-1	4	2	1	0	3	10
CAMPBELLSVILLE U.	01/27/18	*	28	4-8	1-4	0-2	1-1-2	1	1	2	0	0	9
LINDSEY WILSON	02/01/18	*	25	5-11	1-5	0-0	1-0-1	3	0	1	0	0	11
SHAWNEE STATE	02/08/18					DNP							
UNIV. OF PIKEVILLE	02/10/18	*	27	6-7	3-4	0-0	0-3-3	1	0	1	0	0	15
at Life University	02/15/18	*	24	5-11	0-2	2-2	2-3-5	1	2	3	0	0	12
at Univ. of Cumberlands	02/17/18	*	32	1-8	0-2	1-3	1-1-2	2	1	1	1	1	3
at Campbellsville Univ.	02/22/18	*	25	2-9	2-5	1-2	0-1-1	2	3	3	2	0	7
GEORGETOWN COLL.	02/24/18		26	3-10	1-4	4-4	1-1-2	4	2	1	0	0	11
at University of Pikeville	03/01/18	*	31	4-9	2-5	0-0	0-4-4	3	0	1	0	2	10
vs Shawnee State	03/03/18	*	29	1-9	0-5	0-0	0-2-2	1	0	0	1	0	2

Career Highs

Points: 27, vs. University of Mobile (12/31/17)
 Rebounds: 7, vs. University of Mobile (12/31/17)
 FG Made: 10, 2x, last vs. Life University (01/20/18)
 FG Att.: 17, at Lindsey Wilson (01/06/18)
 3FG Made: 6, vs. University of Mobile (12/31/17)
 3FG Att.: 7, 2x, last vs. Univ. of Providence (11/25/17)
 FT Made: 6, at Stillman College (12/14/17)
 FT Attempts: 8, at Stillman College (12/14/17)
 Assists: 5, vs. Martin Methodist (11/03/17)
 Steals: 3, at Georgetown College (01/25/18)
 Minutes: 37, vs. Indiana-Southeast (12/09/17)

Miscellaneous

Double Figure Scoring Games 16
 Double Figure Rebound Games 0
 Double-Doubles 0
 Games Led CU in Scoring 9
 Games Led CU in Rebounding 1
 Games With 20+ Points 2

Season Highs

Points: 27, vs. University of Mobile (12/31/17)
 Rebounds: 7, vs. University of Mobile (12/31/17)
 FG Made: 10, 2x, last vs. Life University (01/20/18)
 FG Att.: 17, at Lindsey Wilson (01/06/18)
 3FG Made: 6, vs. University of Mobile (12/31/17)
 3FG Att.: 7, 2x, last vs. Univ. of Providence (11/25/17)
 FT Made: 6, at Stillman College (12/14/17)
 FT Attempts: 8, at Stillman College (12/14/17)
 Assists: 5, vs. Martin Methodist (11/03/17)
 Steals: 3, at Georgetown College (01/25/18)
 Minutes: 37, vs. Indiana-Southeast (12/09/17)

Miscellaneous

Double Figure Scoring Games 18
 Double Figure Rebound Games 0
 Double-Doubles 0
 Games Led CU in Scoring 9
 Games Led CU in Rebounding 1
 Games With 20+ Points 2

TUCKER'S CAREER STATISTICS

Year	GP-GS	Min	Avg	FG-A	Pct	3FG-A	Pct	FT-A	Pct	Off-Def-Tot	Avg	PF-FO	A	TO	Blk	Stl	Pts	Avg
2017-18	29-27	767	26.4	120-287	.418	40-118	.339	28-43	.651	21-55-76	2.6	67-2	36	41	7	18	308	10.6

2017-18 Cumberland Women's Basketball
Cumberland University Season Box Score (as of Mar 09, 2018)
All games

RECORD:	OVERALL	HOME	AWAY	NEUTRAL
ALL GAMES	20-11	12-4	7-4	1-3
CONFERENCE	8-6	4-3	4-3	0-0
NON-CONFERENCE	12-5	8-1	3-1	1-3

##	Player	gp-gs	min	avg	Total		3-Point		F-Throw		Rebounds					pf	dq	a	to	blk	stl	pts	avg
					fg-fga	fg%	3fg-fga	3fg%	ft-fa	ft%	off	def	tot	avg									
24	Patton, Ani'Treasia	29-29	812	28.0	111-260	.427	42-107	.393	47-62	.758	41	99	140	4.8	55	1	36	63	8	35	311	10.7	
44	Tucker, Kyra	29-27	767	26.4	120-287	.418	40-118	.339	28-43	.651	21	55	76	2.6	67	2	36	41	7	18	308	10.6	
01	Norris, Micah	30-30	820	27.3	117-291	.402	40-125	.320	31-46	.674	24	104	128	4.3	68	0	46	84	28	73	305	10.2	
32	Oliver, Kaitlin	31-31	944	30.5	90-191	.471	0-1	.000	46-103	.447	78	141	219	7.1	60	1	42	62	6	41	226	7.3	
03	Murphy, Jailen	14-4	200	14.3	33-76	.434	6-27	.222	11-15	.733	21	31	52	3.7	18	0	12	12	2	10	83	5.9	
02	Lindsey, Janisha	25-21	634	25.4	34-132	.258	11-30	.367	33-53	.623	27	56	83	3.3	56	0	126	52	3	70	112	4.5	
21	Codner-Pinto, Carli	31-11	515	16.6	48-148	.324	30-102	.294	12-18	.667	10	29	39	1.3	36	1	48	49	1	21	138	4.5	
34	Griffith, Katherine	30-1	324	10.8	48-94	.511	0-0	.000	16-37	.432	25	48	73	2.4	48	2	2	37	18	2	112	3.7	
05	Watson, Kerrice	31-0	514	16.6	43-122	.352	7-33	.212	19-34	.559	13	56	69	2.2	42	0	31	45	1	23	112	3.6	
23	Henderson, Corneisha	4-0	49	12.3	5-25	.200	2-6	.333	1-2	.500	2	8	10	2.5	1	0	7	6	0	2	13	3.3	
04	Goodrum, Cydney	24-1	293	12.2	13-52	.250	1-7	.143	43-59	.729	34	40	74	3.1	34	0	9	23	4	6	70	2.9	
12	Flowers, Nia	22-0	193	8.8	15-66	.227	0-10	.000	11-21	.524	7	22	29	1.3	26	0	13	18	2	7	41	1.9	
20	Norman, Kaitlyn	9-0	47	5.2	4-7	.571	0-0	.000	5-7	.714	4	11	15	1.7	4	0	4	5	0	1	13	1.4	
35	Vandlen, Briana	11-0	39	3.5	1-7	.143	0-1	.000	3-4	.750	1	6	7	0.6	5	0	2	1	0	1	5	0.5	
22	Pridemore, Calynne	9-0	31	3.4	2-7	.286	0-1	.000	0-0	.000	1	3	4	0.4	4	0	0	3	0	1	4	0.4	
Team											45	57	102		1		21						
Total.....		31	6182		684-1765	.388	179-568	.315	306-504	.607	354	766	1120	36.1	525	7	414	522	80	319	1853	59.8	
Opponents.....		31	6180		603-1667	.362	154-531	.290	394-561	.702	335	786	1121	36.2	518	-	294	572	116	265	1754	56.6	

Score by Periods	1st	2nd	3rd	4th	Totals
Cumberland University	441	473	451	488	1853
Opponents	387	460	468	439	1754

2017-18 Cumberland Women's Basketball
Cumberland University Season Schedule/Results & Leaders (as of Mar 09, 2018)
All games

RECORD:	OVERALL	HOME	AWAY	NEUTRAL
ALL GAMES	20-11	12-4	7-4	1-3
CONFERENCE	8-6	4-3	4-3	0-0
NON-CONFERENCE	12-5	8-1	3-1	1-3

Date	Opponent	Score	Att.	High Points	High Rebounds
10/30/17	OAKWOOD UNIVERSITY	W 79-41		(12)Norris, Micah	(6)Griffith, Katherine (6)Murphy, Jailen
11/03/17	MARTIN METHODIST	53-57 L		(15)Tucker, Kyra	(9)Murphy, Jailen
11/09/17	at Oakwood University	W 107-58		(20)Oliver, Kaitlin	(9)Griffith, Katherine
11/11/17	at #3 Freed-Hardeman	51-83 L		(19)Patton, Ant'Treasia	(5)Murphy, Jailen (5)Oliver, Kaitlin (5)Patton, Ant'Treasia
11/18/17	at #25 Talladega College	W 61-60		(17)Patton, Ant'Treasia	(13)Oliver, Kaitlin
11/24/17	vs #4 Vanguard University	45-58 L		(16)Norris, Micah	(6)Patton, Ant'Treasia
11/25/17	vs University of Providence	36-59 L		(13)Tucker, Kyra	(4)Oliver, Kaitlin (4)Flowers, Nia (4)Watson, Kerrice
11/28/17	HIWASSEE COLLEGE	W 69-34		(12)Watson, Kerrice	(8)Goodrum, Cydney
12/02/17	CARVER COLLEGE	W 73-37		(13)Oliver, Kaitlin	(9)Norris, Micah
12/09/17	INDIANA-SOUTHEAST	W 57-47		(15)Tucker, Kyra	(9)Patton, Ant'Treasia
12/11/17	TALLADEGA COLLEGE	W 61-50		(17)Norris, Micah	(10)Goodrum, Cydney
12/14/17	at Stillman College	W 55-51		(22)Patton, Ant'Treasia	(8)Oliver, Kaitlin (8)Griffith, Katherine
12/16/17	HUNTINGTON UNIV.	W 53-51		(17)Patton, Ant'Treasia	(14)Oliver, Kaitlin
12/31/17	UNIVERSITY OF MOBILE	W 74-62		(27)Tucker, Kyra	(9)Oliver, Kaitlin
01/04/18	STILLMAN COLLEGE	W 55-52		(13)Tucker, Kyra	(4)Tucker, Kyra (4)Oliver, Kaitlin (4)Norris, Micah
01/06/18	*at #12 Lindsey Wilson	51-67 L		(17)Tucker, Kyra	(6)Flowers, Nia
01/11/18	*at University of Pikeville	W 57-50		(17)Patton, Ant'Treasia	(11)Oliver, Kaitlin
01/13/18	*at #4 Shawnee State	53-57 L		(15)Tucker, Kyra	(11)Norris, Micah
01/18/18	*UNIV. OF CUMBERLANDS	W 42-39		(16)Patton, Ant'Treasia	(6)Patton, Ant'Treasia (6)Oliver, Kaitlin
01/20/18	*LIFE UNIVERSITY	W 77-57		(22)Tucker, Kyra	(10)Oliver, Kaitlin
01/25/18	*at Georgetown College	W 59-56		(21)Patton, Ant'Treasia	(9)Patton, Ant'Treasia
01/27/18	*#3 CAMPBELLSVILLE UNIV.	63-82 L		(13)Codner-Pinto, Carli	(7)Oliver, Kaitlin
02/01/18	*#9 LINDSEY WILSON	47-77 L		(14)Patton, Ant'Treasia	(7)Oliver, Kaitlin
02/08/18	*#2 SHAWNEE STATE	39-53 L		(15)Norris, Micah	(9)Oliver, Kaitlin
02/10/18	*UNIVERSITY OF PIKEVILLE	W 59-37		(15)Tucker, Kyra	(9)Oliver, Kaitlin
02/15/18	*at Life University	W 71-53		(18)Patton, Ant'Treasia	(11)Oliver, Kaitlin
02/17/18	*at University of the Cumberland	W 51-46		(17)Norris, Micah	(8)Norris, Micah
02/22/18	*at #3 Campbellsville Universit	49-83 L		(18)Norris, Micah	(4)Lindsey, Janisha
02/24/18	*GEORGETOWN COLLEGE	W 81-71		(18)Patton, Ant'Treasia	(8)Goodrum, Cydney
03/01/18	vs University of Pikeville	W 62-56		(17)Norris, Micah	(8)Oliver, Kaitlin
03/03/18	vs #1 Shawnee State	63-70 L		(14)Griffith, Katherine (14)Lindsey, Janisha	(13)Oliver, Kaitlin

* - Conference game

Attendance Summary	Games	Attend	Avg/Game
Home	16	0	0
Away	11	0	0
Neutral	4	0	0
Total	31	0	0

2017-18 Cumberland Women's Basketball
Cumberland University Combined Team Statistics (as of Mar 09, 2018)
All games

RECORD:	OVERALL	HOME	AWAY	NEUTRAL
ALL GAMES	20-11	12-4	7-4	1-3
CONFERENCE	8-6	4-3	4-3	0-0
NON-CONFERENCE	12-5	8-1	3-1	1-3

##	Player	gp-gs	Total		3-Point		F-Throw		Rebounds				pf dq		a to blk stl			pts	avg			
			min	avg	fg-fga	fg%	3fg-fga	3fg%	ft-fa	ft%	off	def	tot	avg	pf	dq	a			to	blk	stl
24	Patton, Ant'Treasia	29-29	812	28.0	111-260	.427	42-107	.393	47-62	.758	41	99	140	4.8	55	1	36	63	8	35	311	10.7
44	Tucker, Kyra	29-27	767	26.4	120-287	.418	40-118	.339	28-43	.651	21	55	76	2.6	67	2	36	41	7	18	308	10.6
01	Norris, Micah	30-30	820	27.3	117-291	.402	40-125	.320	31-46	.674	24	104	128	4.3	68	0	46	84	28	73	305	10.2
32	Oliver, Kaitlin	31-31	944	30.5	90-191	.471	0-1	.000	46-103	.447	78	141	219	7.1	60	1	42	62	6	41	226	7.3
03	Murphy, Jailen	14-4	200	14.3	33-76	.434	6-27	.222	11-15	.733	21	31	52	3.7	18	0	12	12	2	10	83	5.9
02	Lindsey, Janisha	25-21	634	25.4	34-132	.258	11-30	.367	33-53	.623	27	56	83	3.3	56	0	126	52	3	70	112	4.5
21	Codner-Pinto, Carli	31-11	515	16.6	48-148	.324	30-102	.294	12-18	.667	10	29	39	1.3	36	1	48	49	1	21	138	4.5
34	Griffith, Katherine	30-1	324	10.8	48-94	.511	0-0	.000	16-37	.432	25	48	73	2.4	48	2	2	37	18	2	112	3.7
05	Watson, Kerrice	31-0	514	16.6	43-122	.352	7-33	.212	19-34	.559	13	56	69	2.2	42	0	31	45	1	23	112	3.6
23	Henderson, Corneisha	4-0	49	12.3	5-25	.200	2-6	.333	1-2	.500	2	8	10	2.5	1	0	7	6	0	2	13	3.3
04	Goodrum, Cydney	24-1	293	12.2	13-52	.250	1-7	.143	43-59	.729	34	40	74	3.1	34	0	9	23	4	6	70	2.9
12	Flowers, Nia	22-0	193	8.8	15-66	.227	0-10	.000	11-21	.524	7	22	29	1.3	26	0	13	18	2	7	41	1.9
20	Norman, Kaitlyn	9-0	47	5.2	4-7	.571	0-0	.000	5-7	.714	4	11	15	1.7	4	0	4	5	0	1	13	1.4
35	Vandlen, Briana	11-0	39	3.5	1-7	.143	0-1	.000	3-4	.750	1	6	7	0.6	5	0	2	1	0	1	5	0.5
22	Pridemore, Calynne	9-0	31	3.4	2-7	.286	0-1	.000	0-0	.000	1	3	4	0.4	4	0	0	3	0	1	4	0.4
Team											45	57	102		1		21					
Total.....		31	6182		684-1765	.388	179-568	.315	306-504	.607	354	766	1120	36.1	525	7	414	522	80	319	1853	59.8
Opponents.....		31	6180		603-1667	.362	154-531	.290	394-561	.702	335	786	1121	36.2	518	-	294	572	116	265	1754	56.6

TEAM STATISTICS	CU-W	OPP	Date	Opponent	Score	Att.			
SCORING	1853	1754	10/30/17	OAKWOOD UNIVERSITY	w 79-41	0			
Points per game	59.8	56.6	11/03/17	MARTIN METHODIST	L 53-57	0			
Scoring margin	+3.2	-	11/09/17	at Oakwood University	w 107-58	0			
FIELD GOALS-ATT	684-1765	603-1667	11/11/17	at #3 Freed-Hardeman	L 51-83	0			
Field goal pct	.388	.362	11/18/17	at #25 Talladega College	w 61-60	0			
3 POINT FG-ATT	179-568	154-531	11/24/17	vs #4 Vanguard University	L 45-58	0			
3-point FG pct	.315	.290	11/25/17	vs University of Providence	L 36-59	0			
3-pt FG made per game	5.8	5.0	11/28/17	HIWASSEE COLLEGE	w 69-34	0			
FREE THROWS-ATT	306-504	394-561	12/02/17	CARVER COLLEGE	w 73-37	0			
Free throw pct	.607	.702	12/09/17	INDIANA-SOUTHEAST	w 57-47	0			
F-Throws made per game	9.9	12.7	12/11/17	TALLADEGA COLLEGE	w 61-50	0			
REBOUNDS	1120	1121	12/14/17	at Stillman College	w 55-51	0			
Rebounds per game	36.1	36.2	12/16/17	HUNTINGTON UNIV.	w 53-51	0			
Rebounding margin	+0.0	-	12/31/17	UNIVERSITY OF MOBILE	w 74-62	0			
ASSISTS	414	294	01/04/18	STILLMAN COLLEGE	w 55-52	0			
Assists per game	13.4	9.5	* 01/06/18	at #12 Lindsey Wilson	L 51-67	0			
TURNOVERS	522	572	* 01/11/18	at University of Pikeville	w 57-50	0			
Turnovers per game	16.8	18.5	* 01/13/18	at #4 Shawnee State	L 53-57	0			
Turnover margin	+1.6	-	* 01/18/18	UNIV. OF CUMBERLANDS	w 42-39	0			
Assist/turnover ratio	0.8	0.5	* 01/20/18	LIFE UNIVERSITY	w 77-57	0			
STEALS	319	265	* 01/25/18	at Georgetown College	w 59-56	0			
Steals per game	10.3	8.5	* 01/27/18	#3 CAMPBELLSVILLE UNIV.	L 63-82	0			
BLOCKS	80	116	* 02/01/18	#9 LINDSEY WILSON	L 47-77	0			
Blocks per game	2.6	3.7	* 02/08/18	#2 SHAWNEE STATE	L 39-53	0			
ATTENDANCE	0	0	* 02/10/18	UNIVERSITY OF PIKEVILLE	w 59-37	0			
Home games-Avg/Game	16-0	11-0	* 02/15/18	at Life University	w 71-53	0			
Neutral site-Avg/Game	-	4-0	* 02/17/18	at University of the Cumberlands	w 51-46	0			
			* 02/22/18	at #3 Campbellsville University	L 49-83	0			
Score by Periods	1st	2nd	3rd	4th	Totals				
Cumberland University	441	473	451	488	1853				
Opponents	387	460	468	439	1754				
						* 02/24/18	GEORGETOWN COLLEGE	w 81-71	0
						03/01/18	vs University of Pikeville	w 62-56	0
						03/03/18	vs #1 Shawnee State	L 63-70	0

* - Conference game

2017-18 Cumberland Women's Basketball
Cumberland University Team Game-by-Game (as of Mar 09, 2018)
All games

TEAM STATISTICS

Opponent	Date	Score		Total		3-Pointers		Free throws		Rebounds				pf	a	t/o	blk	stl	pts	avg
				fg-fga	pct	3fg-fga	pct	ft-fa	pct	off	def	tot	avg							
OAKWOOD UNIVERSITY	10/30/17	79-41	W	33-84	.393	7-28	.250	6-10	.600	24	31	55	55.0	19	22	16	1	21	79	79.0
MARTIN METHODIST	11/03/17	53-57	L	20-67	.299	3-22	.136	10-15	.667	16	31	47	51.0	22	10	15	0	10	53	66.0
at Oakwood University	11/09/17	107-58	W	47-79	.595	3-8	.375	10-19	.526	16	34	50	50.7	19	38	16	2	17	107	79.7
at #3 Freed-Hardeman	11/11/17	51-83	L	19-58	.328	3-14	.214	10-13	.769	11	16	27	44.8	14	8	15	1	10	51	72.5
at #25 Talladega College	11/18/17	61-60	W	24-68	.353	3-18	.167	10-20	.500	18	19	37	43.2	20	14	14	1	18	61	70.2
vs #4 Vanguard University	11/24/17	45-58	L	17-50	.340	7-24	.292	4-8	.500	6	20	26	40.3	17	16	18	1	9	45	66.0
vs University of Providence	11/25/17	36-59	L	11-54	.204	6-16	.375	8-17	.471	12	10	22	37.7	16	7	15	7	6	36	61.7
HIWASSEE COLLEGE	11/28/17	69-34	W	23-55	.418	10-24	.417	13-16	.813	15	32	47	38.9	9	16	18	8	9	69	62.6
CARVER COLLEGE	12/02/17	73-37	W	31-68	.456	3-15	.200	8-13	.615	12	31	43	39.3	17	18	13	1	12	73	63.8
INDIANA-SOUTHEAST	12/09/17	57-47	W	21-53	.396	2-10	.200	13-22	.591	15	26	41	39.5	15	9	22	5	13	57	63.1
TALLADEGA COLLEGE	12/11/17	61-50	W	21-53	.396	4-14	.286	15-22	.682	14	29	43	39.8	20	10	22	3	7	61	62.9
at Stillman College	12/14/17	55-51	W	19-47	.404	5-18	.278	12-18	.667	7	31	38	39.7	19	11	27	2	9	55	62.2
HUNTINGTON UNIV.	12/16/17	53-51	W	21-58	.362	6-23	.261	5-10	.500	16	25	41	39.8	14	9	19	3	9	53	61.5
UNIVERSITY OF MOBILE	12/31/17	74-62	W	25-48	.521	11-21	.524	13-21	.619	10	26	36	39.5	24	18	25	5	12	74	62.4
STILLMAN COLLEGE	01/04/18	55-52	W	22-58	.379	8-19	.421	3-6	.500	7	18	25	38.5	13	10	15	2	10	55	61.9
at #12 Lindsey Wilson	01/06/18	51-67	L	21-56	.375	2-19	.105	7-13	.538	8	21	29	37.9	18	13	12	1	11	51	61.2
at University of Pikeville	01/11/18	57-50	W	22-48	.458	5-12	.417	8-21	.381	10	31	41	38.1	19	11	18	3	6	57	61.0
at #4 Shawnee State	01/13/18	53-57	L	20-53	.377	5-18	.278	8-17	.471	9	22	31	37.7	22	7	20	4	9	53	60.6
UNIV. OF CUMBERLANDS	01/18/18	42-39	W	15-46	.326	4-10	.400	8-11	.727	6	20	26	37.1	18	8	14	4	12	42	59.6
LIFE UNIVERSITY	01/20/18	77-57	W	27-60	.450	7-17	.412	16-23	.696	13	32	45	37.5	13	16	18	4	10	77	60.5
at Georgetown College	01/25/18	59-56	W	20-57	.351	10-25	.400	9-18	.500	7	28	35	37.4	14	18	19	2	13	59	60.4
#3 CAMPBELLSVILLE UNI	01/27/18	63-82	L	23-46	.500	5-16	.313	12-22	.545	8	15	23	36.7	16	16	20	1	8	63	60.5
#9 LINDSEY WILSON	02/01/18	47-77	L	20-60	.333	4-16	.250	3-5	.600	10	19	29	36.4	12	12	14	2	6	47	59.9
#2 SHAWNEE STATE	02/08/18	39-53	L	16-63	.254	5-18	.278	2-2	1.000	16	28	44	36.7	17	9	19	0	6	39	59.0
UNIVERSITY OF PIKEVILL	02/10/18	59-37	W	21-52	.404	7-13	.538	10-16	.625	11	29	40	36.8	8	11	10	2	8	59	59.0
at Life University	02/15/18	71-53	W	25-48	.521	11-23	.478	10-16	.625	9	32	41	37.0	21	14	24	0	9	71	59.5
at University of the Cumberl	02/17/18	51-46	W	18-53	.340	4-12	.333	11-19	.579	9	21	30	36.7	11	13	11	4	12	51	59.2
at #3 Campbellsville Univer	02/22/18	49-83	L	15-56	.268	4-20	.200	15-24	.625	8	15	23	36.2	17	9	19	4	16	49	58.8
GEORGETOWN COLLEG	02/24/18	81-71	W	26-59	.441	14-32	.438	15-25	.600	14	20	34	36.2	23	20	9	4	9	81	59.6
vs University of Pikeville	03/01/18	62-56	W	20-54	.370	4-23	.174	18-22	.818	7	28	35	36.1	19	9	11	2	7	62	59.7
vs #1 Shawnee State	03/03/18	63-70	L	21-54	.389	7-20	.350	14-20	.700	10	26	36	36.1	19	12	14	1	5	63	59.8
Cumberland University		1853		684-1765	.388	179-568	.315	306-504	.607	354	766	1120	36.1	525	414	522	80	319	1853	59.8
Opponents		1754		603-1667	.362	154-531	.290	394-561	.702	335	786	1121	36.2	518	294	572	116	265	1754	56.6

Games played: 31
Points/game: 59.8
FG Pct: 38.8
3FG Pct: 31.5
FT Pct: 60.7

Rebounds/game: 36.1
Assists/game: 13.4
Turnovers/game: 16.8
Assist/turnover ratio: 0.8
Steals/game: 10.3
Blocks/game: 2.6

2017-18 Cumberland Women's Basketball
Cumberland University Season Box Score (as of Mar 09, 2018)
Mid-South opponents

RECORD:	OVERALL	HOME	AWAY	NEUTRAL
ALL GAMES	9-7	4-3	4-3	1-1
CONFERENCE	8-6	4-3	4-3	0-0
NON-CONFERENCE	1-1	0-0	0-0	1-1

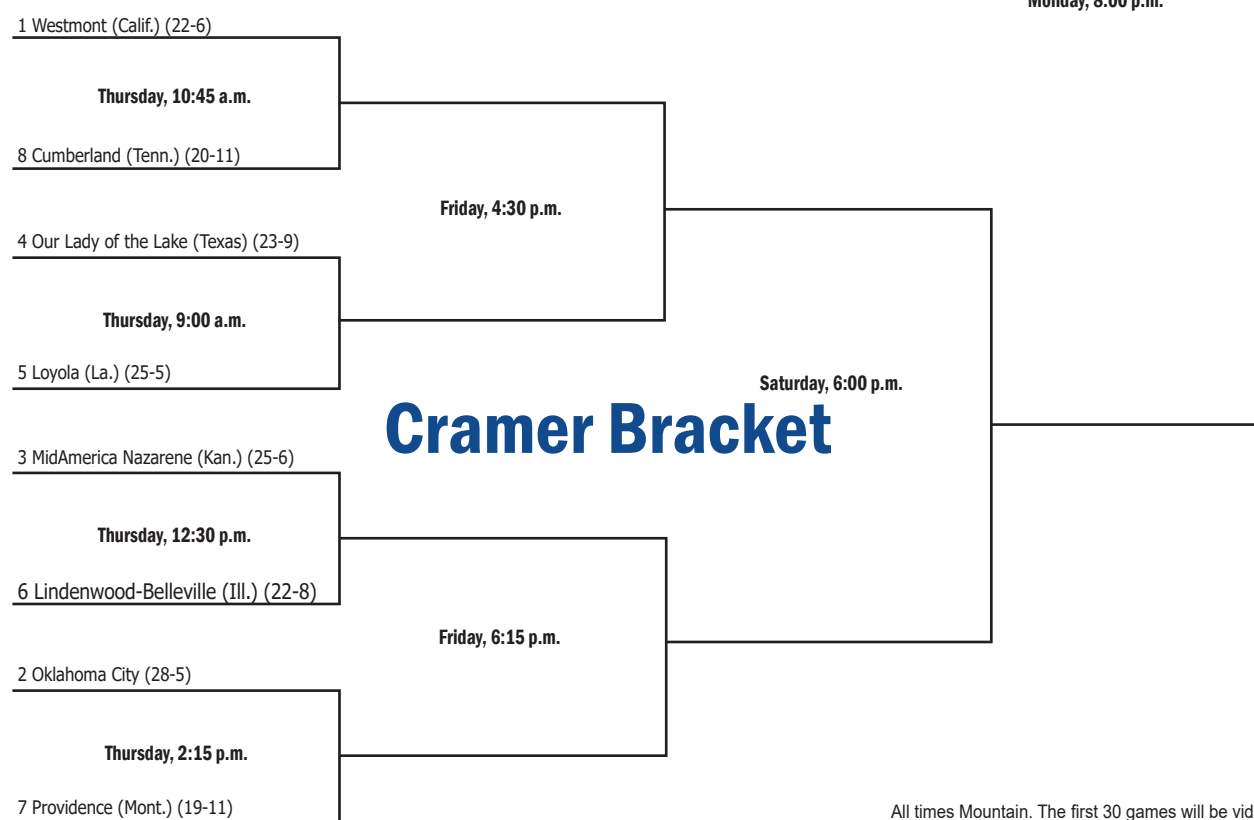

##	Player	gp-gs	min	avg	Total		3-Point		F-Throw		Rebounds				pf	dq	a	to	blk	stl	pts	avg
					fg-fga	fg%	3fg-fga	3fg%	ft-fa	ft%	off	def	tot	avg								
24	Patton, Ant'Treasia	16-16	474	29.6	63-144	.438	30-67	.448	27-37	.730	22	54	76	4.8	32	1	15	37	6	20	183	11.4
01	Norris, Micah	15-15	422	28.1	58-152	.382	20-65	.308	23-32	.719	8	58	66	4.4	37	0	26	33	13	28	159	10.6
44	Tucker, Kyra	15-14	411	27.4	63-149	.423	17-61	.279	13-19	.684	7	26	33	2.2	34	1	14	25	4	9	156	10.4
32	Oliver, Kaitlin	16-16	516	32.2	43-98	.439	0-0	.000	24-54	.444	34	87	121	7.6	30	0	21	34	3	15	110	6.9
02	Lindsey, Janisha	16-15	453	28.3	27-95	.284	10-25	.400	25-39	.641	17	41	58	3.6	37	0	88	35	3	45	89	5.6
21	Codner-Pinto, Carli	16-2	236	14.8	25-72	.347	17-53	.321	5-9	.556	3	13	16	1.0	21	1	14	22	0	8	72	4.5
03	Murphy, Jailen	1-0	11	11.0	2-6	.333	0-3	.000	0-0	.000	2	1	3	3.0	0	0	0	0	0	1	4	4.0
05	Watson, Kerrice	16-0	279	17.4	23-65	.354	3-16	.188	12-18	.667	5	29	34	2.1	25	0	10	28	0	10	61	3.8
34	Griffith, Katherine	15-1	145	9.7	20-40	.500	0-0	.000	6-14	.429	9	20	29	1.9	24	2	1	11	8	1	46	3.1
04	Goodrum, Cydney	14-1	132	9.4	3-20	.150	1-1	1.000	20-32	.625	18	18	36	2.6	19	0	2	10	1	4	27	1.9
12	Flowers, Nia	7-0	34	4.9	2-15	.133	0-2	.000	7-14	.500	4	6	10	1.4	3	0	3	4	0	2	11	1.6
20	Norman, Kaitlyn	7-0	34	4.9	0-2	.000	0-0	.000	3-4	.750	3	9	12	1.7	1	0	4	2	0	0	3	0.4
22	Pridemore, Calynne	6-0	18	3.0	1-5	.200	0-1	.000	0-0	.000	0	0	0	0.0	1	0	0	0	0	0	2	0.3
35	Vandlen, Briana	5-0	14	2.8	0-2	.000	0-0	.000	1-2	.500	0	0	0	0.0	2	0	0	1	0	0	1	0.2
Team											23	25	48		1		10					
Total.....		16	3179		330-865	.382	98-294	.333	166-274	.606	155	387	542	33.9	267	5	198	252	38	147	924	57.8
Opponents.....		16	3179		328-883	.371	84-273	.308	214-298	.718	184	407	591	36.9	272	-	154	258	58	136	954	59.6

Score by Periods	1st	2nd	3rd	4th	Totals
Cumberland University	227	239	206	252	924
Opponents	210	252	256	236	954

2018 NAIA Division I Women's Basketball National Championship

Rimrock Auto Arena at MetraPark - Billings, Mont.

First Round March 14-15 **Second Round** March 16 **Quarterfinals** March 17 **Semifinals** March 19 **Championship** March 20 **Semifinals** March 19 **Quarterfinals** March 17 **Second Round** March 16 **First Round** March 14-15

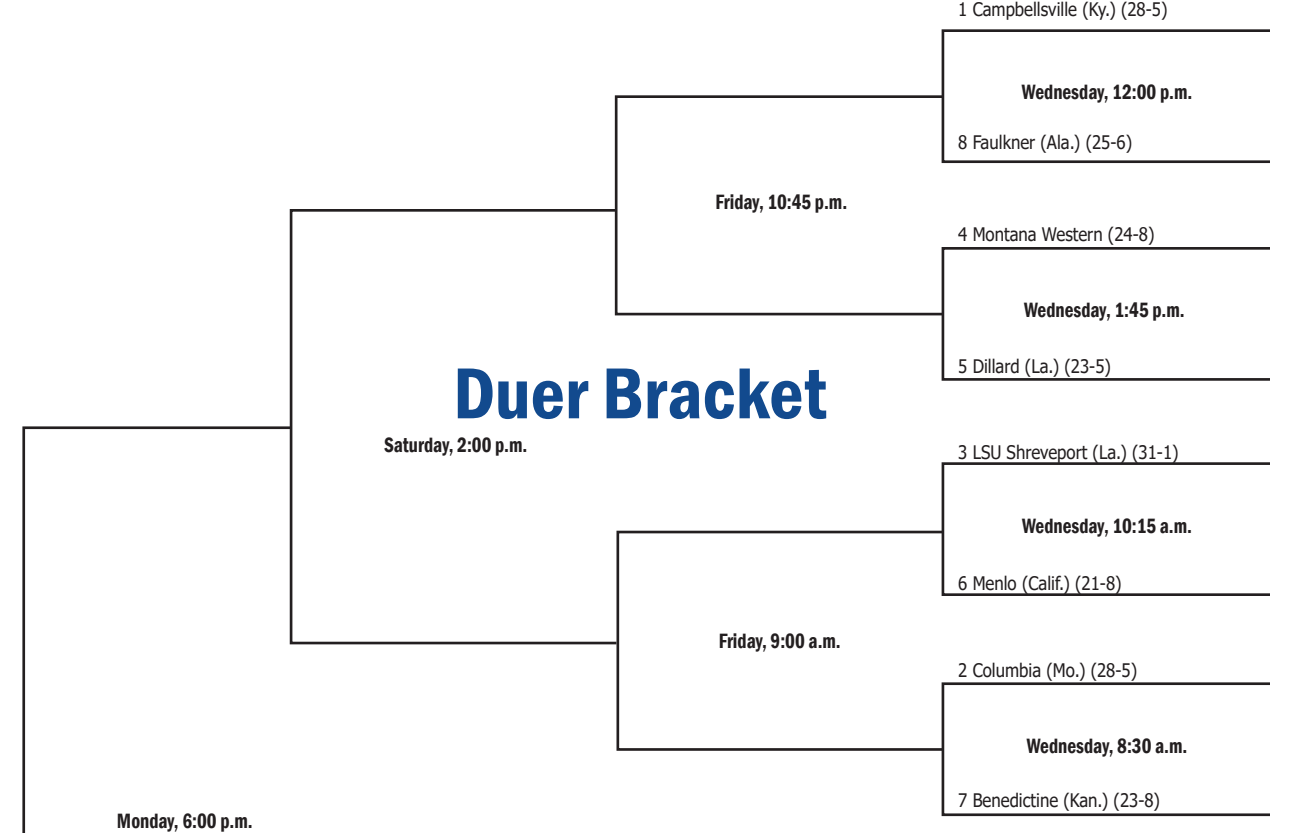


Presented by



NATIONAL CHAMPION

Tuesday, 7:00 p.m.
Live on **ESPN3**



All times Mountain. The first 30 games will be video-streamed by Stretch Internet at www.NAIANetwork.com. The Championship final will be distributed nationally on ESPN3.com.