

2015 MONTANA STATE BOBCATS

#21/19 Montana State vs. East Tennessee State

October 24 • Bobcat Stadium • Bozeman, Mont.

East Tennessee State Buccaneers	Montana State Bobcats
0-6	2015 Record3-3
0-0/Independent	Record/Conference 2-2/Big Sky
0-4/0-2	Home/Road 3-0/0-3
0-0/0-6	Grass/Turf 0-0/3-3
0-3/0-3	Day/Night 1-3/2-0
Carl Torbush	Head Coach Rob Ash
Carson-Newman/'74	Alma Mater/Year Cornell (Ia.)/'73
20-32/5th	Overall Record/Years 244-134-5/35th
0-6/1st	At Current School/Years68-35/9th

East Tennessee State University	School	Montana State University
Navy blue, gold	Colors	Blue and Gold
Johnson City, TN	Location	Bozeman, MT
12,175	Enrollment	15,818
Kermit Tipton Stadium	Stadium	Bobcat Stadium

THIS WEEK'S GAME

KICKOFF: 2:35 pm
SITE: Bozeman, MT
STADIUM: Bobcat Stadium
RADIO: Bobcat Radio Network (Jay Sanderson, Dan Davies, Riley Corcoran)
TELEVISION: Cowles Media-MT/Altitude (Chris Byers, Mike Callaghan, Rob Jesselson)
WEB STREAMING: msubobcats.com

2015 MSU SCHEDULE

Sept. 3	Fort Lewis	W	45-14
Sept. 19	at Eastern Wash.	L	50-55
Sept. 26	*Cal Poly (HC)	W	45-28
Oct. 3	*at Northern Ariz.	L	41-49
Oct. 10	*Sacramento State	W	35-13
Oct. 17	*at Portland State	L	42-59
Oct. 24	East Tennessee St.	2:35 pm	
Oct. 31	*at North Dakota	1 pm CT	
Nov. 7	*Southern Utah	1:40 pm	
Nov. 14	*at Idaho State	2:35 pm	
Nov. 21	*Montana	12:10 pm	

THE STORYLINE

Montana State faces a bit of the unknown Saturday when East Tennessee State visits Bozeman. Not only are the Buccaneers the first Bobcat opponent ever from the state of Tennessee, but ETSU is a first-year program with a predominantly-freshman roster. Freshmen occupy 39 of the 44 spots on ETSU's depth chart.

MSU vs. ETSU SERIES RECORD AND NOTES

Series Record (Home/Road)	0-0 (0-0/0-0)
Rob Ash vs. East Tennessee State (Home/Road)	0-0 (0-0/0-0)
Rob Ash vs. Carl Torbush (Home/Road)	0-0 (0-0/0-0)
Carl Torbush vs. MSU (Home/Road)	0-0 (0-0/0-0)

SERIES NOTES: Saturday's game marks ETSU's second visit to the Treasure State, after a 44-14 I-AA Playoff loss in Missoula in 1996... that game remains the furthest west the Bucs have travelled for a football game... MSU has never played a team from Tennessee.

ON THE RECORD

- Logan Jones became the first Bobcat freshman to return a kickoff 100 yards for a TD
- Dakota Prukop's 5,887 yards of total offense is 5th in MSU history, and his 2,362 yards this season is the 10th-best season by a Bobcat

STADIUM STUFF

- The Cats average 446.7 yards and 34.2 points a game on their eight-year old turf field
- ETSU becomes one of eight foes to travel over 2,000 miles to visit Bobcat Stadium

BIG SKY BULLET POINTS

- MSU is 9-for-26 on third down conversion attempts in the last two games after starting the conference season 20-for-32 on such plays
- East Tennessee State's only previous contest against a Big Sky school was a 44-14 playoff loss at Montana in 1996

BY THE NUMBERS

35 Fewest number of points scored by the Cats in a game this season

53 Number of times in which Rob Ash's teams have scored at least 30 points in his 103 games coached at MSU

THE BOBCATS THIS WEEK

Sun	3:30 pm - Practice
Mon	Players' day off
Tue	10:30 am - Coaches Corner (Holiday Inn) 11:45 am - Media Lunch
Wed	3:45 pm - Practice (interviews available) 10 am - Big Sky coaches conf. call 3:45 pm - Practice (no interviews)
Thu	7 pm - Cat Chat (The Club Tavern & Grill) 3:45 pm - Practice (no interviews)
Fri	4:30 pm - Walk-through in Stadium
Sat	2:35 pm - MSU vs ETSU

HIGHLIGHTS

- Mitchell Herbert caught his sixth TD pass this season Saturday, and is now two shy of MSU's single-season top 10 in season and career (he has 10) TD catches
- MSU is third in the FCS in total offense (544.0) and 6th in scoring (43.0)

STREAKS

- John Weidenaar has 44 straight starts for MSU, the school's fifth-longest streak
- Mitch Griebel has multiple catches in 19 straight games
- Dakota Prukop is one of four Bobcats to throw for 300 yards in three straight games

MILESTONES

- Portland State's 682 total yards was second-most ever against a Bobcat defense (after Sac State's 694 last season)
- The 285 yards David Jones gained rushing against MSU Saturday was second-most ever against the Cats in the Division I era

SHINING

- QB Dakota Prukop has accounted for at least three touchdowns (rushing and passing combined) in all six 2015 games
- WR Justin Paige's four catches in the last three games have each covered at least 40 yards, producing two touchdowns
- OT John Weidenaar's 44 career starts is tied for eighth in MSU history
- RB Chad Newell has scored 12 rushing touchdowns in his last seven games dating back to 2014

A Quick Look

MSU vs. East Tennessee State

East Tennessee State Quick Facts

School	East Tennessee State University
Location	Johnson City, TN
Enrollment	12,175
Nickname	Buccaneers
Spirit Colors	Navy blue, gold
Stadium	Kermit Tipton Stadium
Nat'l Affiliation	NCAA DI/FCS
Conference	Independent
Athletics Dir.	Dr. Richard Sander
Head Coach	Carl Torbush
Alma Mater	Carson-Newman/'74
Career Record	20-32/5th
Record at School	0-6/1st
Record vs. MSU	0-0 (0-0/0-0)
Record vs. Rob Ash	0-0 (0-0/0-0)

Series Summary

Series Record	0-0
at Bozeman	0-0
at Johnson City	0-0

The Tale of the Tape

	Avg Ht	Avg Wt		Avg Ht	Avg Wt
MSU O-Line	6-6	309	ETSU O-Line	6-4	279
ETSU D-Line	6-2	267	MSU D-Line	6-3	264
MSU WRs	6-0	193	ETSU WRs	6-0	193
ETSU DBs	5-11	179	MSU DBs	6-1	191

Sports Information Information

Kevin Brown	Football Contact	Bill Lamberty
423/439-5263	Office	406/994-5133
423/747-3877	Cell	406/580-6781
brwnk@etsu.edu	E-mail	blamberty@msubobcats.com

INSIDE THE NUMBERS

MONTANA STATE in 2015

3-3/2-2 Big Sky

Team Stats	MSU	Opp
Points/Gm	43.0	36.3
1st Downs	154	134
Rushing/Gm	227.7	276.0
Passing/Gm	316.2	211.2
Total Yards/Gm	543.8	487.2

Individual Leaders

Rushing	Att	Yds	Td
Prukop	99	526	8
Newell	82	461	7

Passing	A-C-I	Yds	TD
Prukop	110-178-4	1836	15

Receiving	Rec	Yds	TD
Griebel	27	310	1
Herbert	22	351	6
Sandland	18	349	3

EAST TENNESSEE STATE in 2015

0-6

Team Stats	ETSU	Opp
Points/Gm	12.8	44.7
1st Downs	101	121
Rushing/Gm	122.7	214.8
Passing/Gm	169.7	211.7
Total Yards/Gm	292.3	426.6

Individual Leaders

Rushing	Att	Yds	Td
Stinson	61	234	3
Colder	38	162	0

Passing	A-C-I	Yds	TD
Herink	66-107-3	677	2

Receiving	Rec	Yds	TD
Powell	22	183	0
Anthony	16	164	1
Ponchillia	15	254	2

MSU in 2015 NCAA/Big Sky Rankings

Rushing Off	16th	3rd
Passing Off	8th	2nd
Total Off	3rd	1st
Scoring Off	6th	1st
Rushing Def	119th	11th
Pass Def	57th	8th
Total Def	118th	12th
Scoring Def	103rd	11th

ETSU in 2015 NCAA Rankings

Rushing Off	95th
Passing Off	92nd
Total Off	103rd
Scoring Off	115th
Rushing Def	104th
Pass Def	59th
Total Def	84th
Scoring Def	119th

Coaches Corner

Rob Ash	244-134-5 (68-35 at MSU)
Ash vs. ETSU	0-0 (0-0/0-0)
Carl Torbush	20-32/5th overall, 0-6/1st at ETSU
Torbush vs. MSU	0-0 (0-0/0-0)
Ash vs. Torbush	0-0 (0-0/0-0)

The Series

Not only has Montana State never met East Tennessee State on the grid-iron, the Cats have never faced an opponent from the Volunteer State.

Schools Travelling 2,000 Miles or More to Bobcat Stadium

Miles*	School	Year
2,393	Rhode Island	1984
2,383	New Hampshire	1976, 2011
2,269	Stony Brook	2012
2,250	Furman	2006
2,233	Monmouth	2013
2,131	Gardner-Webb	2003
2,051	East Tennessee State	2015

*-per Rand & McNally's mileage calculator +-Playoffs

Who Are They?

East Tennessee State University began as a teachers college in 1911, and has evolved into a comprehensive regional institution which boasts Kenny Chesney among its alums. The Johnson City, Tenn., school prefers 'East Tennessee State' on first reference and ETSU thereafter.

It's All Relative

Montana State's 2015 football team is one of strong bloodlines. In all, 16 current Bobcats have either a father or brother or both that played for the Cats, one more has a brother who played for Rob Ash at Drake, and another's grandfather was a long-time professor at MSU. A closer look...

Brothers, Present and Past: Nate and Mac Bignell, Mitch and Wilson Brott, Ben and Monte Folsom, and Jayshawn and Morris Gates are current Bobcat teammates. Jake Bleskin (brother Tanner is MSU's all-time leading receiver), Trevor Bolton (Tyler), Trace Timmer (Trevan), Toti Moeakiola (Na'a), and Hunter Mahlum (Jackson) all have brothers that played at MSU. Marcus Ferriter's brother was a thrower on the MSU track squad.

Multi-Generational: Tanner Roderick (father Steve), Trace Timmer (father Kirk played football, mother Kelly played hoops at MSU), Trevor Bolton (father Pat), Johnny D'Agostino (father Mark), Nate and Mac Bignell (father Joe), Byron Rollins (father Josh), and Hunter Mahlum (father Tom) each have parents that played for the Cats. Grant Collins' father Shane played at Arizona State and in the NFL, but his grandfather Don Collins was a legendary professor at MSU.

Cousins and Nephews: Hunter Mahlum's cousin (Cody Kirk) played at MSU), Nate and Mac Bignell's cousins Clay and Brian played at MSU.

Rivals and Such: JP Flynn's brother Steve played for Rob Ash at Drake, Trace and Trevan Timmer's brother Ty played at UM. Mitchell Herbert's father played at Montana.

Buccaneers Liner Notes...

The Buccaneers football program ceased functioning after the 2003 season, but was revived for 2015... the team's 1996 Division I-AA Playoff appearance - which ended in a loss in Missoula - was the program's only post-season bid after the 1969 Grantland Rice Bowl...

The Last Time...

First meeting...

In-Season Media Policies

Practice Policy

MSU practices are generally open to the public, but media members are asked to check in with MSU Sports Info. EVERYTHING SEEN AND HEARD AT PRACTICE IS OFF THE RECORD. Photography and videography are never permitted during line-of-scrimmage situations (11-on-11, 7-on-7).

Player Interviews

MSU players are available ONLY on Tuesdays during normal game week at the Bobcat Media Lunch (12-1 pm, Hall of Fame Room). Players not at the Media Lunch are available after practice (in-person interviews only), while those asked to attend the pizza lunch won't be asked to do post-practice interviews. Players are NEVER available for interviews on Monday, or after Tuesday. Per Rob Ash's policy, true freshmen are not available for interviews. Only captains are available during Cat-Griz week, and only at the media lunch.

Rob Ash Interviews

Rob Ash is available during the weekly Media Lunch (Tuesdays, noon) or by arrangement through MSU Sports Info. Ash is generally available Wednesdays from 10 am to noon and on the Big Sky coaches conference call Wednesday at 10 am (866-398-2885, Passcode 517644). Coach Ash is available on game days only following the contest.

Injury Updates

MSU issues injury reports on Sunday night, Tuesday, and before and after each game. Per school policy, MSU updates the player and availability.

Post-Game Interviews

Up to four requested players appear in the former visiting team house in Bobcat Stadium's NW corner 15 minutes or so after the game.

Sideline Photo Policies

Bobcat Stadium photographers are allowed behind the 10-foot limit line, EXCEPT in team areas or when obstructing the view of paying customers. Photographers are never allowed inside the blue pads. Photo passes are issued on the following priority system: 1) Still photographers and videographers affiliated with commercial media outlets; 2) Photographers officially designated by competing institutions; 3) Web-based media; and 4) Freelance and student photographers may be issued one credential to two games per season, based on available space.

Credential and Seating Priority

1) Daily newspapers and local TV and radio news; 2) Weekly newspapers and out-of-market TV and radio news; 3) Periodicals; 4) Blogs (as space allows); 5) Unaffiliated writers and photogs (as space allows).

Bobcat Injury Report

OUT - GAME: LB Fletcher Collins, LS Rocky Hogue. **DOUBTFUL:** RB

Gunnar Brekke, OG Kyle Godecke, S Bryson McCabe, DT Joe Naotala.

POSSIBLE: WR Manny Kalfell, DL Zach Wright.

MSU 2015 SCHEDULE/RESULTS	TV	Res.	Time/Score	Series	Notes
S3 11/11 Fort Lewis	Cowles+	W	45-14	MSU 3-0	John L. Smith's first visit to MSU since he coached Idaho in 1993
S12 11/11 Open					MSU is 7-6 after open weeks in the last 14 years
S19 11/9 #13 Eastern Washington	ROOT	L	50-55	EWU 29-10	Eagles have won four straight against Cats
S26 15/13 #20 Cal Poly (HC)	Cowles	W	45-28	CP 10-5	Cats now 7-0 vs. Tim Walsh in Bobcat Stadium
O3 11/11 *at Northern Arizona	Cowles	L	41-49	NAU 26-22	Bobcats fall to 4-15 all-time in Walkup Skydome
O10 18/19 *Sacramento State	ROOT	W	35-13	MSU 17-6	Sac State's lowest scoring total vs. MSU since 2007
O17 16/16 *at #17 Portland State	ROOT	L	42-59	MSU 19-10	PSU's most points in a game against Montana State
O24 21/19 East Tennessee State	Cowles+		2:35 pm	first meeting	Bobcats have never faced opponent from Tennessee
O31 --/-- *at North Dakota	Cowles		1:05 pm CT	MSU 18-13-1	MSU's three-game win streak vs. UND snaps four-game skein
N7 --/-- *Southern Utah	ROOT		1:40 pm	MSU 3-1	T-Birds knocked Cats from playoffs with 2013 win at Bobcat Stadium
N14 --/-- *at Idaho State	Cowles		2:35 pm	MSU 46-30-3	Bobcats visit Holt Arena for first time since 2010
N22 --/-- *Montana	ROOT		12:10 pm	UM 71-37-5	Montana owns two straight wins over Bobcats

times listed Mountain Cowles-Cowles Media Montana stations +-also on Altitude

Offensive Outlook

Offensive Notes

- Montana State is third in the Big Sky with 15 rushing touchdowns, trailing Cal Poly (20) and Portland State (16). Saturday's showdown in Portland, though, matches the two teams most likely to score on the ground this year. PSU scores one rushing touchdown per 14.5 rushes, while MSU rushes for one every 14.7 attempts.

- Junior quarterback Dakota Prukop has scored eight of MSU's 19 touchdowns this season. That places him two short of the school's single-season top 10 list, but Prukop's 21 career rushing scores is tied for seventh in Bobcat annals.

- Montana State remains one of four FCS teams not to lose a fumble in 2015.

- Eight of MSU's top 10 all-time total offense games have occurred during Rob Ash's eight-plus seasons as Bobcat head coach, with five of those produced by current offensive coordinator Tim Cramsey.

- The Bobcat O-line has combined for 138 career starts. The breakdown: John Weidenaar-44 (he has started every game of his MSU career at left tackle), RG Kyle Godecke-31, LG JP Flynn-27, RT Alex Eekhoff-22, C Joel Horn-19.

- Since the 2014 season began MSU has run the ball on 64% of its offensive plays (867 out of 1,361), and has not attempted more passes than rushes in a game since the 2013 season finale.

- In 47 games on Bobcat Stadium's FieldTurf surface, Montana State has averaged 446.7 yards of offense (20,997 total) per game, and 34.2 points (1,609 total points). The turf was donated by MSU's 1984 National Championship team, which featured the fathers of Hunter Mahlum (Tom), Nate and Mac Bignell (Joe), and Trace Timmer (Kirk).

Crunching Numbers

500-yard Games Under Rob Ash

Year	Opponent	Yards	W/L	OC/OB	Total
2015	Sacramento State	511	W	Cramsey/Prukop	4
	Northern Arizona	572	L	Cramsey/Prukop	
	Cal Poly	602	W	Cramsey/Prukop	
	Eastern Wash.	718	L	Cramsey/Prukop	
2014	Black Hills St	652	W	Cramsey/Prukop	6
	Central Ark.	513	W	Cramsey/Prukop	
	Eastern Wash.	547	L	Cramsey/Prukop	
	Sac State	619	W	Cramsey/Prukop	
	UC Davis	737	W	Cramsey/Prukop	
	Idaho State	568	W	Cramsey/Prukop	
2013	Monmouth	561	W	Cramsey/McGhee	3
	North Dakota	586	W	Cramsey/McGhee	
	Eastern Wash.	504	L	Cramsey/McGhee	
2012	North Dakota	695	W	McGiven/McGhee	2
	Northern Colo.	564	W	McGiven/McGhee	
2011	UC Davis	507	W	Wright/McGhee	4
	Minot State	508	W	Wright/McGhee	
	NAU	550	W	Wright/McGhee	
	Idaho State	510	W	Wright/McGhee	
2010	Fort Lewis	532	W	Wright/McGhee	6
	Drake	541	W	Wright/McGhee	
	@Sac State	646	W	Wright/McGhee	
	Portland State	532	W	Wright/McGhee	
	No Colo	539	W	Wright/McGhee	
	Idaho State	527	W	Wright/McGhee	
2009	Eastern Wash.	592	L	Ploessl/Svoboda/Kempt	1
2008	none				
2007	none				

Summary by Coordinator Tim Cramsey 12 (29 games)
 Kevin McGiven..... 2 (13 games)
 Brian Wright 10 (25 games)
 Ploessl/Svoboda 1 (11 games)

Other 500-yard games by season since 1995:
 2006 - 1, 2004 - 3, 2001 - 1, 1999 - 1, 1998 - 2

Total Yards per Game by Season

Year	Games	Yards	Yds/Gm
2014	13	6,352	488.6
2010	12	5,422	451.8
1984	11*	4,921	447.4
2004	11	4,763	433.0
2011	13	5,592	430.2
2013	12	5,023	418.6
2012	13	5,384	414.2
1973	10	4,030	403.0
1968	10	4,006	400.6
1998	11	4,253	386.6

*-regular season only **bold** indicates Rob Ash team

Total Yards in a Game

Yards	Opponent, Date
737	at UC Davis, 10/11/14
718	at Eastern Wash., 9/19/15
695	North Dakota, 10/27/12
683	Eastern Wash., 11/13/04
654	Idaho State, 11/10/01
652	Black Hills St, 9/6/14
646	at Sac State, 10/2/10
619	at Sac State, 10/4/14
602	Cal Poly, 9/26/15
592	Eastern Wash., 10/24/09

100-Yard Individual Rushing Games Under Rob Ash

Year	Back	Opp	Yards	W/L	
2015	Dakota Prukop	PSU	102	L	
	Chad Newell	CP	111	W	
	Dakota Prukop	EWU	196	L	
	Dakota Prukop	BHSU	176	W	
2014	Shawn Johnson	EWU	149	L	
	Dakota Prukop	SAC	140	W	
	Dakota Prukop	UCD	148	W	
	Shawn Johnson	WSU	153	W	
	Dakota Prukop	CP	129	W	
	Dakota Prukop	PSU	135	W	
	Chad Newell	ISU	110	W	
	Chad Newell	SDSU	111	L	
	2013	Cody Kirk	EWU	100	L
		Cody Kirk	UNC	180	W
Cody Kirk		UCD	119	W	
Cody Kirk		UND	112	W	
Shawn Johnson		UND	126	W	
Cody Kirk		SMU	107	L	
Shawn Johnson		MU	105	W	
2012	Cody Kirk	SFA	165	W	
	Orenzo Davis	SUU	123	W	
	Cody Kirk	UND	160	W	
	Orenzo Davis	UND	145	W	
	Cody Kirk	SAC	129	W	
2011	Cody Kirk	PSU	122	W	
	Cody Kirk	UCD	155	W	
2010	Cody Kirk	EWU	112	W	
	Cody Kirk	SAC	134	W	
	Kirk/Robinson	NAU	142/107	W	
	Cody Kirk	NC	202	W	
	Kirk/Robinson	ISU	184/154	W	
2009	Orenzo Davis	Drake	160	W	
	CJ Palmer	Sac St	131	W	
	Orenzo Davis	PSU	135	W	
	Orenzo Davis	NC	107	W	
	Orenzo Davis	WEB	114	W	
	Orenzo Davis	UM	140	W	
2008	Aaron Mason	Dixie	112	W	
	Aaron Mason	WEB	138	W	
	CJ Palmer	USD	106	W	
	CJ Palmer	EWU	134	L	
2007	Aaron Mason	ISU	108	W	
	D. Crawford	ASC	100	W	
	D. Crawford	SAC	112	W	
	D. Crawford	NC	100	W	
	D. Crawford	NAU	160	W	
2006	D. Crawford	PSU	187	W	
	D. Crawford	UM	203	L	
	D. Crawford	ISU	173	W	
	D. Crawford	UM	112	L	

Defensive Diagrams

Defensive Notes

- When Mac Bignell ripped the ball out of Alex Kuresa's hands early in the fourth quarter Saturday - a ball recovered by Tucker Yates - it gave the Cats their first takeaway in 15 quarters. MSU has not forced two turnovers in a game since Sept. 20, 2014, against Eastern Washington.

- Montana State has broken in 11 defensive players making their first career start in the program during the first five games, including at least one in each of the first five games.

- Bryson Keeton has broken up five passes in 2015, but none in the last two contests. He broke up three of Cal Poly's 15 pass attempts, and knocked down one NAU pass. His 1.2 passes defended per game in 2014 was 29th in the FCS, and third in the Big Sky.

- Starting Sam linebacker Mac Bignell's brother Nate is a reserve defensive lineman for the Bobcats, while his backup Toti Moeakiola is the brother of former Bobcat linebacker Na'a Moeakiola (2010-14).

- Mac Bignell led the Bobcats in tackles in five of the season's first six games, forced fumbles against Eastern Washington and Portland State, and broke up two of Cal Poly's 15 passes.

- Mac Bignell's penchant for causing opponent fumbles verges on historic. He forced two last season and two this year, moving him to within one from MSU's top 10 list (14 players currently have at least five forced fumbles).

- Three of the top four single-game total offense marks ever compiled against Montana State have occurred since the beginning of the 2014 season.

- MSU's last seven Division I opponents have each produced a 100-yard rusher.

- In Bo Beck's eight-plus seasons coaching Montana State's defensive line, seven Bobcat D-linemen have registered interceptions. That includes the 57-yard pick-six by Craig Ashworth vs. Monmouth and Brad Daly's unlikely tip-and-pick at UNC last season.

MSU Defensive Bests since 1993

Rushing Yards Allowed

1.	-17	Northern Arizona	2009
2.	5	Northern Colorado	2008
3.	10	Weber State	1999
4.	14	Idaho State	2010
5.	15	North Dakota	2012
6.	16	Portland State	2008
6.	16	Portland State	2003
6.	16	Sacramento State	2001
9.	17	Idaho State	2009
10.	22	Fort Lewis	2010

Passing Yards Allowed

1.	35	Chadron State	2012
2.	37	Saint Mary's	2002
3.	55	Fort Lewis	1998
4.	50	Cal Poly	2015
5.	61	Colorado Mesa	2013
6.	62	Adams State	2008
7.	67	Saint Mary's	2003
8.	73	Northern Colorado	2009
8.	73	Portland State	2006
10.	74	Adams State	2002

Total Yards Allowed

1.	105	Northern Colorado	2009
2.	112	Portland State	2003
3.	114	Adams State	2002
4.	116	Adams State	2008
5.	117	Sacramento State	2007
6.	128	Sacramento State	2001
7.	132	Portland State	2006
8.	135	Chadron State	2012
8.	135	Adams State	2004
10.	143	Idaho State	2001

First Downs Allowed

1.	5	Adams State	2008
1.	5	Sacramento State	2006
3.	7	Portland State	2006
4.	8	Fort Lewis	2010
5.	9	North Dakota	2012
5.	9	Chadron State	2012
5.	9	Northern Colorado	2009
5.	9	Colorado Mesa	2013
9.	10	South Dakota	2008
9.	10	Sacramento State	2001
9.	10	Fort Lewis	1998

Bobcat Defense vs. Opponents' Average

Although the raw numbers remain unsettling from an MSU perspective, the Bobcat defense has held the opponent below its season scoring average twice in its four games against Division I opposition this season.

Opponent	Points vs. MSU	Season Average*	Result
Eastern Washington	55	41.2	EWU 55-50
Cal Poly	28	42.3	MSU 45-28
Northern Arizona	49	29.0	NAU 49-41
Sacramento State	13	15.4	MSU 35-13
Portland State	59	38.5	PSU 59-42

*-conference games only for opponents playing a conference game vs. MSU

Individual Rushing, Opponent*

Yds	Player, School	Year
1.	305 Lucius Floyd, Nevada	1985
2.	285 David Jones, Portland State	2015
3.	277 Charles Roberts, Sac State	1999
4.	271 Antonio Anderson, Idaho State	1994
5.	261 Allan Clark, NAU	1978
6.	251 Charles Roberts, Sac State	1998
7.	245 Ryan Mole, Sac State	2004
8.	226 Mike Mackenzie, EWU	1998
9.	211 Morgan Welch, Weber State	1998
10.	208 Cedric Minter, Boise State	1978

*-Division I era

Most Team Points, Combined

Points	School	Year
1.	125 MSU 64, Sac State 61 OT	2010
2.	115 MSU 59, Sac State 56	2014
3.	114 MSU 77, UC Davis 37	2014
4.	107 MSU 70, NAU 37	1990
5.	105 EWU 55, MSU 50	2014
6.	103 EWU 52, MSU 51	2014
7.	101 PSU 59, MSU 42	2015
7.	101 MSU 66, Idaho State 35	1998
9.	100 MSU 52, Sam Houston St 48	1987
10.	95 MSU 65, Portland State 30	2012

Team Total Offense, Opponent

Yds	School	Year
1.	694 Sacramento State	2014
2.	682 Portland State	2015
3.	678 Nevada	1986
4.	667 Eastern Washington	2015
5.	660 Weber State	1992
6.	653 Washington State	2001
7.	635 Northern Arizona	1999
8.	624 Sacramento State	2010
9.	620 Idaho	2000
10.	616 Northern Arizona	1994

Special Teams Summary

Kick Team Notes

● Luke Daly has begun his sophomore season in perfect fashion, connecting on his first three field goal attempts and 31 extra points. Still, Daly has been limited to kickoffs in the last three games and has not attempted more than one field goal in a game this season.

● Logan Jones became the fifth Bobcat to return a kickoff 100 yards for a touchdown against Portland State, and the first MSU freshman to do so.

● MSU earned Big Sky Special Teams Player of the Week awards in 2014 during consecutive weeks vs. EWU, UND and SAC. That was the first time one school has earned three straight weekly special teams awards in Big Sky history, and to cap it off three different players earned those awards.

● Chad Newell has two kick teams tackles this season, both resulting in the opponent starting inside its own 25-yard line.

● Montana State has kicked off 47 times in 2015. On the drives that followed those kickoffs, 35 began no closer to the MSU goal line than the MSU 25, and 19 drives began inside the 25.

● Trevor Bolton has converted two rushes and a pass into first downs from punt formation since the beginning of 2014.

Special Teams Tackles

Player	Current Season Statistics					2014 Statistics			
	UT	AT	I20/25T	FR	FF	UT	AT	FR	FF
Fletcher Collins	1	0	0	0	0	0	0	0	0
Noah James	3	2	1.5	0	0	Did not play			
Logan Jones	2	1	1.5	0	0	Did not play			
Bryson McCabe	1	0	0	0	0	Did not play			
Chad Newell	2	0	2	0	0	7	5	1	1
Trace Timmer	3	0	2	0	0	7	4	0	0
Mac Bignell	0	3	0	0	0	0	1	0	0
Gunnar Brekke	1	0	0	0	0	2	0	0	0
Rocky Hogue	0	0	0	0	0	0	1	0	0
Khari Garcia	0	1	0.5	0	0	3	3	0	0
Wyatt Christensen	Has not played					2	0	0	0
West Wilson	2	1	1	0	0				
Joey Michael	2	2	2.5	0	0				
Luke Daly	1	0	0	0	0	2	1	0	0
Blake Braun	1	0	1	0	0	0	0	0	0
Nick LaSane	1	0	0	0	0				
Curtis Amos	2	0	1	0	0	Did not play			

I20T - Tackles inside 20 on punt or inside 25 on kickoff

Luke Daly Kickoff Chart

Game	#	Avg	TB	I25
FLC	8	59.4	2	5
EWU	6	60.7	3	2
CP	8	508	4	3
NAU	3	31.7	2	1
SAC	6	64.8	1	3
PSU	7	57.7	1	5
ETSU				
UND				
SUU				
ISU				
UM				

Trevor Bolton Punt Chart

Game	#	Avg	TB	I20
FLC	4	34.5	0	1
EWU	3	46.7	0	1
CP	0			
NAU	3	32.3	0	2
SAC	5	45.4	1	2
PSU	2	44.0	0	0
ETSU				
UND				
SUU				
ISU				
UM				

4th Down Fake Conversions

Below are fourth-down conversions from kick formation during Daniel DaPrato's time as MSU's special teams coordinator:

2015	Player	Conversion
Cal Poly	Trevor Bolton	12 run
2014	Player	Conversion
Arkansas St	Trevor Bolton	25 run
Cal Poly	Jake Bleskin	11 pass to Brekke
Montana	Jake Bleskin	36 pass to Newell
SDSU	Trevor Bolton	14 pass to Griebel

CATCH THE 'CATS...

BOBCAT RADIO NETWORK:

Billings	KGHL	970 AM
Bozeman	KXLB	100.7 FM
Butte	KXTL	1370 AM
Glasgow	KLTZ	1240 AM
Glendive	KDZN	96.5 FM
Great Falls	KINX	102.7 FM
Helena	KIMO	104.5 HD2
Kalispell	KGEZ	600 AM
Lewistown	KLCM	95.9 FM
Miles City	KATL	770 AM
Missoula	KMPT	930 AM
Shelby	KSEN	1150 AM
Sidney	KGCX	93.1 FM

COWLES MEDIA TELEVISION NETWORK

KWYB	ABC28	Bozeman
KWYB	ABC18	Butte
KFBB	ABC5	Great Falls
KHBB	ABC21	Helena
KTMF	ABC23	Missoula
KTMF	ABC42	Kalispell
KULR	NBC8	Billings

BOBCAT TELEVISION LINEUP

Cowles Media Sports Network: 9/3+ vs. FLC, 9/26 vs. CP, 10/3 at NAU, 10/24 vs. ETSU+, 10/31 at UND, 11/14 at ISU.

+--Also available on Altitude outside of Montana

Root Sports: 9/19 at EWU, 10/10 vs. SAC, 10/17 at PSU, 11/7 vs. SUU, 11/21 vs. UM.

BOBCAT COACHES CORNER

Rob Ash talks football over coffee Tuesdays at 10:30 am at the Bozeman Holiday Inn.

CAT CHAT(tm)

Bobcat coach Rob Ash and selected players join Jay Sanderson for Cat Chat each Wednesday at 7 pm at The GranTree Inn's Club Bar & Grill. Fans may listen on Billings-KGHL 790 AM, Bozeman-KMMS 1450 AM; Glasgow-KLTZ 1240 AM; Great Falls KINX 102.7 FM; Helena-KMTX 950 AM/96.3 FM; Kalispell-KGEZ 600 AM; Lewistown-KLCM 95.9 FM; Miles City-KATL 770 AM; Scoebey-KCGM 95.7 FM; and www.msubobcats.com.

BOBCAT SPORTS REPORT

Rob Jesselson of KWYB hosts MSU's weekly highlight show, featuring Rob Ash-which airs across the state.

Sunday, 10:15 pm: ABC 28 Bozeman, ABC 23 Missoula, ABC 42 Kalispell, ABC 18 Butte; **10:35 pm:** ABC 5 Great Falls, ABC 21 Helena. **Monday, 4 pm:** Altitude. **TBA:** NBC 8 Billings

WORLDWIDE WEB

MSU updates and game broadcasts are available at msubobcats.com.

INJURY REPORTS

MSU issues a preliminary injury report on Sunday, a weekly injury report Tuesday, and an update on game day.

BOBCAT CAPTAINS

WR Mitch Griebel (Littleton, CO), RB Chad Newell (Billings), QB Dakota Prukop (Austin, TX), DT Taylor Sheridan (Littleton, CO)

2015 MSU Depth Chart

Offense

LEFT TACKLE

55	John Weidenaar*** (<i>WIDE-n-our</i>)	6-7	285	Sr&
62	Mitch Brott (<i>like lot</i>)	6-6	265	Fr

LEFT GUARD

75	JP Flynn**	6-5	310	Jr&
54	Monte Folsom*	6-2	255	So&

CENTER

70	Joel Horn***	6-4	320	Sr&
65	Doug Hanson	6-3	280	Jr&

RIGHT GUARD

63	Kyle Godecke*** (<i>go-DECK-ee</i>)	6-5	316	Sr&
60	Dylan Mahoney*	6-6	283	So&
73	Caleb Gillis*	6-6	280	So&

RIGHT TACKLE

71	Alex Eekhoff*** (<i>EEK-off</i>)	6-6	286	Sr&
60	Dylan Mahoney*	6-6	283	So&
73	Caleb Gillis*	6-6	280	So&

TIGHT END

85	Beau Sandland	6-6	250	Sr&+
15	Austin Barth**	6-6	250	Jr&

QUARTERBACK

5	Dakota Prukop** (<i>PROO-kop</i>)	6-2	195	Jr&
2	Jake Bleskin***	6-1	195	Sr&

RUNNING BACK

17	Chad Newell** (<i>NEW-uhl</i>)	6-1	220	Jr&
23	Nick LaSane*	5-11	213	So&
or 9	Tavon Dodd	5-8	176	Fr&
inj-27	Gunnar Brekke** (<i>BREKK-ee</i>)	5-11	180	Jr

X RECEIVER

82	Mitchell Herbert*	6-4	205	So
87	Connor Sullivan	6-4	237	Fr&

F/Y RECEIVER

13	Mitch Griebel** (<i>GRY-bull</i>)	5-10	193	Sr+&
19	Jayshawn Gates*	5-8	150	So&

Z RECEIVER

3	Justin Paige*	5-11	166	So
4	Brandon Brown	6-0	180	Jr&+
or 7	Will Krolick* (<i>CROW-lick</i>)	6-1	184	Jr&

Specialists - Kickers/Punters

KO/PLACEKENTS	45	Luke Daly (<i>like rally</i>)	6-2	185	So&
---------------	----	---------------------------------	-----	-----	-----

PUNTS	30	Trevor Bolton**	5-10	189	Sr&
	2	Jake Bleskin**	6-1	195	Sr&

Specialists - Returners

KICK RETURNS 19 Jayshawn Gates, 28 Logan Jones

PUNT RETURNS 13 Mitch Griebel

Specialists - Other

LONG SNAPS	15	Austin Barth	6-6	250	Jr&
	56	Rocky Hogue (<i>like hoag</i>)	6-3	205	So&-inj
SHORT SNAPS	50	Nate Bignell	6-2	273	Sr&
HOLDER	13	Mitch Griebel* (<i>GRY-bull</i>)	5-11	193	Sr&+

Defense

BANDIT

16	Zach Hutchins*	6-3	240	Jr&
94	Devin Jeffries*	6-1	245	So&
33	Jessie Clark	6-3	245	Jr+

TACKLE

90	Taylor Sheridan***	6-4	280	Sr&
50	Nate Bignell**	6-2	273	Sr&

NOSE

92	Tucker Yates	6-0	303	Fr&
97	Connor Thomas**	6-3	290	Sr&

END

57	Tyrone Fa'anono* (<i>faw-uh-NO-no</i>)	6-2	261	So
2	Shiloh LaBoy	6-4	250	So&+

SAM

49	Mac Bignell*	6-0	190	So&
42	Joey Michael*	6-2	205	Jr&+
14	Toti Moeakiola (<i>DOE-dee moe-ee-aw-kee-OH-luh</i>)	6-0	215	Fr&

MIKE

41	Grant Collins	6-4	222	Fr&
18	Wyatt Christensen	6-0	225	Jr

WILL

34	Blake Braun* (<i>braun like lawn</i>)	6-2	227	So&
22	Marcus Tappan (<i>like tappin'</i>)	6-2	235	Jr&+
59	Fletcher Collins**	6-2	216	Jr&

LEFT CORNER

3	Bryson Keeton*	6-2	190	Sr+&
38	Trace Timmer**	6-0	183	Sr&

ROVER

6	Desman Carter	6-2	190	Sr+&
29	West Wilson*	5-11	205	So&

FREE SAFETY

12	Khari Garcia* (<i>kuh-HAW-ree</i>)	5-10	178	So&
or 1	DeMonte King	6-0	192	Fr&

RIGHT CORNER

26	Tre'ven Strong	6-1	190	Fr
24	Bryce Alley*	5-11	165	So

*-letters won &-redshirted +-transfer **returning starters in bold**

Bobcat Player Liner Notes

LT **John Weidenaar** has started each of his first 44 games at MSU... as a sophomore, QB **Dakota Prukop** became the fourth Bobcat to throw for at least 300 yards in consecutive games, and he now joins Kelly Bradley as the only Bobcats to do so twice... his string of 300-yard games was snapped at three by Sacramento State (277)... Prukop owns three of the top five single-game total offense marks in school history... **K Luke Daly's** 13 field goals in 2014 matched Jason Cunningham's freshman record, and his 47-yarder vs. FLC to open 2015 was his career long... Daly is 3-for-3 in 2015... QB **Jake Bleskin** threw for at least 300 yards in each of his first three career starts, which included two starts in 2013 and two in 2014)... **RB Chad Newell's** string of seven straight games with at least one rushing TD was snapped vs. Sacramento State.

2015 Starting debuts: **Fort Lewis** - LB Mac Bignell, SS Desman Carter, LB Fletcher Collins, LB Grant Collins, FS DeMonte King, TE Beau Sandland, CB Trace Timmer; **Eastern Washington** - CB Bryce Alley; **Cal Poly** - DT Tucker Yates, DE Devin Jeffries; **NAU** - CB Tre'ven Strong; **Sacramento State** - Blake Braun.

Tentative Game-Day Roster vs. ETSU

No.	Name, Position	Ht	Wt	Cl	Exp	Major	Hometown (JC/HS)
1	DeMonte King, S	6-0	195	Fr	RS*	Univ Stu	Bellflower, CA (Los Alamitos)
2	Jake Bleskin, QB/P	6-1	200	Sr	3V*	Health Enh	Great Falls, MT (CM Russell)
3	Shiloh LaBoye, DE	6-3	245	So	JC	Env St/Honolulu, HI	(Redwoods/Scottsdale/Kalani)
3	Justin Paige, WR	5-11	175	So	1V	Ex Sci	Katy, TX (Morton Ranch)
3	Bryson Keeton, CB	6-2	190	Sr	1V+	Socio	Bakersfield, CA (Nevada/Ridgeview)
4	Brandon Brown, WR	6-0	190	Jr	Tr*	HHP	Austin, TX (Baylor/Vandegriff)
5	Dakota Prukop, QB	6-2	200	Jr	2V*	Econ	Austin, TX (Vandegriff)
5	Braelen Evans, CB	6-0	185	Fr	RS*	HHP	Frisco, TX (Hebron)
6	Desman Carter, S	6-2	200	Sr	Tr*	Socio	Pomona, CA (UAB/Riverside/Nevada/Kaiser)
7	Will Krock, WR	6-1	190	Jr	1V*	Mech Eng	Anchorage, AK (South)
7	Jordan Hoy, QB	6-0	190	Jr	HS	Univ Stu	Rockwall, TX (Rockwall-Heath)
8	Manny Kalfell, WR	6-2	195	Sr	2V*	Bus Mgt	Bozeman, MT (Bozeman)
9	Tavon Dodd, RB	5-8	180	Fr	RS**	Marketing	Houston, TX (John H. Reagan)
10	Bryson McCabe, S	6-0	205	So	JC+*	Elem Ed	Spirit Lake, IA (La. Western/SDSU/Spirit Lake)
11	Tanner Roderick, WR	6-2	190	Sr	2V*	Commun Hea	Bozeman, MT (Nevada/Bozeman)
12	Khari Garcia, S	5-10	195	So	1V*	Socio	Pomona, CA (Charter Oak)
12	Ben Folsom, QB	6-2	205	Fr	HS	An Sci	Jackson, MT (Beaverhead Co.)
13	Mitch Griebel, WR	5-11	195	Sr	2V*+	Ex Sci	Littleton, CO (Heritage/Air Force)
14	Brady McChesney, QB	5-11	185	Fr	HS	Engineering	Kalispell, MT (Glacier)
14	Toti Moeakiola, LB	6-1	215	Fr	RS*	Univ Stu	Euleess, TX (Trinity)
15	Austin Barth, TE	6-6	250	Jr	2V*	Elem Ed	Columbia Falls, MT (Columbia Falls)
16	Zach Hutchins, LB	6-3	215	Jr	1V*	Bus Fin	Las Vegas, NV (Bishop Gorman)
17	Chad Newell, RB	6-2	220	Jr	2V*	Mech Eng	Billings, MT (Senior)
18	Wyatt Christensen, LB	6-0	225	Jr	2V	Business	Fountain Valley, CA (Fountain Valley)
18	Devon Tandberg, K	5-10	170	Fr	HS	Univ Stu	Auburn, WA (Mountainview)
19	Jayshawn Gates, WR	5-8	150	So	1V*	Univ Stu	Palo Alto, CA (Palo Alto)
20	Noah James, RB	6-1	215	Fr	RS*	Math	Kalispell, MT (Glacier)
21	RETIRED FOR DON HASS , TAILBACK, 1965-67						
22	Marcus Tappan, LB	6-1	230	So	Tr	Kinesio	Pasadena, CA (Cincinnati/Glendale/LaSalle)
23	Nick LaSane, RB	5-11	215	So	1V*	Socio	Dallas TX (Lovejoy)
24	Bryce Alley, CB	5-11	175	So	1V	Mech Eng Tech	Houston, TX (North Shore)
25	Zach Stern, CB	6-0	195	Jr	JC	Ex Sci	Tarzana, CA (Santa Monica JC/Taft)
26	Tre'von Strong, DB	6-1	195	Fr	HS	Ex Sci	Billings, MT (Skyview)
27	Gunnar Brekke, RB	5-11	195	Jr	2V	Business	Helena, MT (Capital)
28	Logan Jones, RB	5-7	180	Jr	HS	Univ Stu	Kalispell, MT (Glacier)
29	West Wilson, S	5-11	205	So	1V*	Marketing	Columbia, MO (Rock Bridge)
30	Trevor Bolton, K/P	5-10	185	Sr	3V*	Comm Hea	Great Falls, MT (Great Falls)
30	Ty Robbie, LB	5-11	210	Fr	HS	Univ Stu	Park City, MT (Park City)
31	Brayden Konkol, S	6-2	205	Fr	HS	Ex Sci	Belgrade, MT (Belgrade)
32	Sam Plucker, LB	6-2	225	Fr	HS	Socio	Appleton, WI (Kimberly)
33	Jessie Clark, DE	6-3	245	Jr	JC	Engineering	Amite, LA (LA Harbot/St. Helena)
34	Blake Braun, LB	6-2	220	So	1V*	Univ Stu	Riverside, CA (Redlands E. Valley)
35	Morris Gates, CB	5-9	185	Jr	Sq	Socio	Palo Alto, CA (Palo Alto)
36	Chris Harris, DB	6-3	185	Fr	HS	Socio	Lake Elsinore, CA (Elsinore)
37	Sidney Holmes III, DB	5-11	195	Fr	HS	Management	Silsbee, TX (Beaumont)
38	Trace Timmer, CB	6-0	190	Sr	2V*	Const Eng Tech	Great Falls, MT (Great Falls)
39	Dylan Stenseth, FB/TE	6-0	245	Fr	Tr*	Univ Stu	Lewistown, MT (Fergus)
40	Blake Sylvester, LB	6-0	200	Fr	Tr*	Socio	Corvallis, MT (UM Western/Corvallis)
41	Grant Collins, LB	6-4	230	Fr	RS*	Mech Eng	Bozeman, MT (Bozeman)
42	Joey Michael, LB	6-2	215	Jr	1V*+	Psych	Cashmere, WA (Pacific U.)
43	Walker Cozzie, LB	5-11	210	Fr	HS	Ex Sci	Helena, MT (Capital)
44	Koni Dole, LB	6-0	205	Fr	RS*	Business	Huntley Project, MT (Huntley Pr.)
45	Luke Daly, K	6-2	180	So	1V*	Business	Billings, MT (Central)
46	Woody Brandom, TE	6-4	230	Fr	HS	Univ Stu	Corona, CA (Santiago)
47	Keegan Bray, DE	6-1	220	Fr	HS	Univ Stu	Spokane, WA (Ferris)
48	Tanner Hoff, S	6-0	200	Fr	HS	Univ Stu	Hot Springs, MT (Hot Springs)
49	Mac Bignell, LB	6-1	205	So	1V*	Uni Stu	Drummond, MT (Drummond)
50	Nate Bignell, DT	6-2	285	Sr	2V*	Elem Ed	Drummond, MT (Drummond)
51	B.J. Ojo, LB	6-0	220	Fr	HS	Univ Stu	Marvel, TX (Marvel)
52	RETIRED FOR SONNY HOLLAND , CENTER, 1956-59						
53	Robert Walsh, LB	5-11	220	Sr	2V*	Bioeng	Twin Bridges, MT (Twin Bridges)
54	Monte Folsom, OL	6-3	295	So	1V	Business	Dillon, MT (Beaverhead Co.)
55	John Weidenaar, OT	6-8	295	Sr	3V*	Ag Bus	Manhattan, MT (Manhattan Christian)
56	Rocky Hogue, LS	6-3	220	So	1V*	Univ Stu	Merced, CA (Merced)
57	Tyrone Fa'anono, DE	6-2	260	So	1V	Univ Stu	Oxnard, CA (Oaks Christian)
58	Josh Hill, LB	5-11	200	Fr	HS	Univ Stu	Kalispell, MT (Glacier)
59	Fletcher Collins, LB	6-2	230	Jr	2V*	Cell Bio & Neuro	Seattle, WA (Seattle Prep)
60	Dylan Mahoney, OT	6-6	280	So	1V*	Earth Sci	Great Falls, MT (CM Russell)
61	Byron Rollins, DE	6-2	250	Fr	HS	Pre-Medicine	Missoula, MT (Sentinel)
62	Mitch Brot, OL	6-6	265	Fr	HS	Univ Stu	Billings, MT (West)
63	Kyle Godecke, OG	6-5	325	Sr	3V*	Finance	Dillon, MT (Beaverhead)
65	Doug Hanson, OL	6-4	300	Jr	Sq*	Earth Sci	Trabuco Canyon, CA (Mission Viejo)
66	Bryan Wilkes, OL	6-3	290	Fr	HS	Marketing	Great Falls, MT (CM Russell)
67	Jake McFetridge, OL	6-6	300	Fr	HS	Business	Huntington Beach, CA (Huntington Beach)
68	Garrett Gregg, OL	6-0	280	Fr	Tr/RS	Univ Stu	Afton, WY (Star Valley)
69	Justin Rock Above, OL	6-0	250	Fr	HS	Univ Stu	Billings, MT (West)
70	Joel Horn, OG/C	6-4	320	Sr	3V*	Civ Engin	Kalispell, MT (Glacier)
71	Alex Eekhoff, OT	6-7	290	Sr	3V*	Const Eng Tech	Reno, NV (Bishop Manogue)

72	Colin Hammock, OL	6-3	240	Fr	HS	Univ Stu	Missoula, MT (Sentinel)
73	Caleb Gillis, OL	6-6	285	So	1V*	Civil Eng	Glenn, MT (Beaverhead Co.)
74	Wade Webster, OT	6-5	285	Fr	RS*	Plant Sci	Bettendorf, IA (Bettendorf)
75	JP Flynn, OL	6-6	315	Jr	2V*	Mech Eng Tech	Bettendorf, IA (Bettendorf)
76	Kash Perry, OL	6-6	315	Fr	HS	Mech Eng	Utica, MT (Denton-Stanford-Geysers)
77	RETIRED FOR BILL KOLLAR , DL, 1970-73						
78	RETIRED FOR JAN STENERUD , K, 1964-66						
79	Chris Robinson, DL	6-2	240	Fr	HS	Business	Pasadena, CA (LaSalle)
80	Curtis Amos, TE	6-0	225	Fr	RS*	Ed Tech	Burleson, TX (Centennial)
81	Alex Tennant, WR	6-3	180	Fr	HS	Busin Mgt	Littleton, CO (Arapahoe)
82	Mitchell Herbert, WR	6-4	210	So	1V	Pre-Med	Eugene, OR (Sheldon)
83	Hunter Mahlum, WR	6-1	200	Fr	RS*	Marketing	Missoula, MT (Hellgate)
84	Cameron Sutton, WR	6-5	200	Fr	HS	Univ Stu	Norco, CA (Norco)
85	Beau Sandland, TE	6-5	245	Sr	Tr/RS*	Socio	Woodland Hills, CA (Miami/Pierce JC/Simi Valley)
86	Keon Stephens, WR	6-2	180	Fr	HS	Business	Rancho Cucamonga, CA (Etiwanda)
87	Connor Sullivan, WR	6-4	220	Fr	RS*	Elem Ed	Ennis, MT (Ennis)
88	John D'Agostino, WR	6-1	195	Fr	RS*	Business	Bozeman, MT (Bozeman)
89	Wilson Brot, TE	6-5	240	Fr	RS*	HHP	Billings, MT (West)
90	Taylor Sheridan, DT	6-4	290	Sr	3V*	Commun Hea	Littleton, CO (Rock Canyon)
91	Robert Wilcox, DE	6-1	250	Jr	Sq*	Kinesio	Frisco, TX (Grambling/Princeton HS)
92	Tucker Yates, DT	6-0	315	Fr	RS*	Univ Stu	Colstrip, MT (Colstrip)
93	Matt Brownlow, DT	5-9	305	So	Sq*	Business	Missoula, MT (Sentinel)
94	Devin Jeffries, DE	6-1	245	So	1V*	HHP	Kalispell, MT (Glacier)
95	Joe Naotata, LB	6-1	270	Jr	JC	Grimin	Carlsbad, CA (Palomar/Army-Navy Ac.)
96	Zach Wright, DE	6-2	250	Fr	RS*	Busin	New Braunfels, TX (New Braunfels)
97	Connor Thomas, DT	6-3	290	Sr	2V	Bio Med Sci	Kalispell, MT
98	Riley Griffiths, DL	6-2	270	Fr	HS	Film	Issaquah, WA (Skyline)
99	Marcus Ferriter, DE	6-3	225	Fr	HS	Engineering	Butte, MT (Central)

*-player has used redshirt season +-transfer players who will not dress

2015 IN-SEASON HONORS & AWARDS

ROOT SPORTS BIG SKY PLAYER OF THE WEEK

9/28 - QB Dakota Prukop

COLLEGE SPORTS MADNESS BSC PLAYER OF WEEK

9/28 - Dakota Prukop

COLLEGE FOOTBALL PERFORMANCE WEEKLY AWARDS

9/28 - Dakota Prukop (Honorable Mention)

PREVIOUS CAREER HONORS & AWARDS

TREVOR BOLTON: CFPA ST Player of the Week (9/15/14)

GUNNAR BREKKE: CFPA Player of the Week (10/3/14)

LUKE DALY: Big Sky ST Player of the Week (9/27/14)

DAKOTA PRUKOP: *STAT/Sports Network FCS Player of the Week* (10/3/14); *Beyond Sports Network FCS Athlete of the Week* (#3, 9/22/14; #2, 10/3/14); *CFPA Player of the Week* (10/10/14, 10/3/14); *Big Sky Player of the Week* (9/13/14, 10/3/14, 10/10/14, 10/27/14, 9/28/15);

2015 PRE-SEASON HONORS

STATS PRESEASON ALL-AMERICA

1st Team: OG JP Flynn

3rd Team: QB Dakota Prukop

PRESEASON ALL-BIG SKY

OG JP Flynn, ST Chad Newell, QB Dakota Prukop, DT Taylor Sheridan, OT John Weidenaar

COLLEGE SPORTS MADNESS PRESEASON ALL-CONFERENCE

1st Team: QB Dakota Prukop, OG JP Flynn, DT Taylor Sheridan; 2nd Team: OT John Weidenaar, C Joel Horn, KR Gunnar Brekke, P Trevor Bolton; 3rd Team: LB Mac Bignell, K Luke Daly

COLLEGE FOOTBALL AMERICA STARTING LINEUP

OG JP Flynn

BOBCAT COACH ROB ASH



Ash's Coaching Resume

2007-present MSU Head Coach
 1989-2006 Drake Head Coach
 1980-88 Juniata Head Coach
 1976-79 Cornell (Ia.) Assistant

Ash's Education

ME-Michigan, '75; Iowa, '80 BS-Cornell (Ia.), '73

Ash's Honors

2011 Liberty Mutual FCS Coach of Year
 2010 Big Sky Coach of Year
 04-98-95 Pioneer League Coach of Year

Family

wife Margaret; son Scott, daughter Kelly

The Bobcats

Under Rob Ash

All-Time	68-35
Home	43-14
Away	25-21
Post-Season	2-2
vs. Ranked FCS Opps	11-17
Home	7-10
Away	4-7
vs. Top 10 Teams	1-10
Home	0-6
Away	13
vs. Unranked Teams	47-10
Home	18-3
Away	16-6
vs. Non-Division I Opponents	9-0
Home	9-0
Away	0-0
vs. FBS Opponents	0-8
Home	0-0
Away	0-8
August	3-1
September	23-10
October	25-10
November	15-11
December	2-3
When Scoring less than 10	1-7
When Scoring 10-19 pts	2-14
When Scoring 20-29 pts	19-7
When Scoring 30 or more pts	46-7
When Opp scores less than 10	14-0
When Opp scores 10-19 pts	21-1
When Opp scores 20-29 pts	19-7
When Opp scores 30-more pts	13-26
When MSU's Defense scores	20-0
When MSU ret. KO/Punt/PAT for Score ...	11-3*

*-includes safeties on snaps/blocks, fumble return for TD, def. conv.

Rob Ash's Coaching Record

At MSU	All	Conf.	HomeRoad		GrassTurf		Day	Night
2015	3-3	2-2	3-0	0-3	0-0	3-3	1-2	2-1
2014	8-5	6-2	6-2	2-3	0-1	8-4	6-3	2-2
2013	7-5	5-3	4-2	2-3	1-0	6-5	5-3	1-2
2012	11-2	7-1	6-2	5-0	0-0	11-2	8-1	3-1
2011	10-3	7-1	6-1	4-2	1-0	9-3	10-2	0-1
2010	9-3	7-1	6-1	3-2	0-0	9-3	9-3	0-0
2009	7-4	5-3	4-2	3-2	2-2	5-2	7-4	0-0
2008	7-5	5-3	4-2	3-3	1-0	6-5	7-4	0-1
2007	6-5	4-4	4-2	2-3	5-5	1-0	6-4	0-1
MSU Totals	68-35	48-20	43-14	25-21	13-8	59-25	59-26	8-9

At Drake

2006	9-2	6-1/2nd	5-2	4-0
2005	6-4	2-2/3rd North	3-1	3-3
2004	10-2	4-0/1st North	6-1	4-1
2003	6-6	1-3/T4th North	6-1	0-5
2002	5-6	1-3/4th	3-2	2-4
2001	5-5	1-3/T4th North	3-1	2-4
2000	7-4	3-1/T1st	5-1	2-3
1999	7-4	2-2/3rd	3-2	4-2
1998	7-3	4-0/1st	5-0	2-3
1997	8-3	2-3/3rd	4-1	4-2
1996	8-3	4-1/2nd	5-0	3-3
1995	8-1-1	5-0/1st	4-0-1	4-1
1994	7-3	3-2/3rd	4-1	3-2
1993	8-2	3-2/2nd	4-1	4-1
1992	7-2-1	---	5-0	2-2-1
1991	4-6	---	1-5	3-1
1990	6-4	---	4-0	2-4
1989	7-3	---	4-1	3-2

Drake Totals 125-63-2

At Juniata

1988	6-3-1	---	2-2-1	4-1
1987	7-3	---	4-1	3-2
1986	9-2	---	5-1	4-1
1985	8-3	---	5-0	3-3
1984	3-6-1	---	2-4	1-2-1
1983	2-8	---	2-3	0-5
1982	6-4	---	4-1	2-3
1981	6-2-1	---	3-1-1	3-1
1980	4-5	---	2-3	2-2

Juniata Totals 51-36-3

29-16-2 22-20-1

TOTAL 244-132-5

Ash vs. Past/Present Big Sky Coaches*

	All	Hm	Rd
Beau Baldwin, EWU*	2-4	1-2	1-2
Bob Biggs, UCD*	1-0	0-0	1-0
Nigel Burton, PSU	4-0	3-0	1-0
Earnest Collings, Jr., NC	3-0	1-0	2-0
Mick Delaney, UM	1-2	0-1	1-1
Scott Downing, UNC	3-1	2-0	1-1
Ron Gould, UCD	2-0	1-0	1-0
Jerry Glanville, PSU	3-0	1-0	2-0
Bobby Hauck, UM	0-3	0-2	0-1
Jay Hill, WSU	1-0	1-0	0-0
Mike Kramer, ISU	2-0	2-0	0-0
Ed Lamb, SUU	1-1	0-1	1-0
Ron McBride, WSU	4-1	1-1	3-0
Chris Mussman, UND	2-0	1-0	1-0
Robin Pflugrad, UM	1-1	0-1	1-0
Bubba Schweigert, UND	1-0	1-0	0-0
Jody Sears, WSU/SAC	3-0	1-0	2-0
Jerome Souers, NAU	3-4	2-2	1-2
Marshall Sperbeck, Sac	6-0	3-0	3-0
Tim Walso, CP	1-1	1-0	0-1
Paul Wulff, EWU	0-1	0-0	0-1
John Zamberlin, ISU	4-0	2-0	2-0

Ash vs. Big Sky Opponents*

Cal Poly	1-1	1-0	0-1
E. Wash.*	2-5	1-2	1-3
Idaho St.	6-0	4-0	2-0
Montana	2-6	0-4	2-2
North Dakota	3-0	2-0	1-0
NAU	3-4	2-2	1-2
Northern Colorado	6-1	3-0	3-1
Portland St.	7-0	4-0	3-0
Sac State	8-0	4-0	4-0
Southern Utah	1-1	0-1	1-0
UC Davis*	3-0	1-0	2-0
Weber St.	6-1	2-1	4-0

*-Conference games only



ROB ASH vs. All Opponents

at Montana State	W-L	Home	Road				
Adams State	1-0	1-0	0-0	Loras	1-0	0-0	1-0
Arkansas State	0-1	0-0	0-1	McKendree	1-0	1-0	0-0
Black Hills State	1-0	1-0	0-0	Milliken	2-1	1-1	1-0
Cal Poly	1-1	1-0	0-1	Missouri-Rolla	2-0	1-0	1-0
UC Davis	4-0	2-0	2-0	Missouri State	0-2	0-0	0-2
Central Arkansas	1-0	1-0	0-0	Missouri Western	0-0-1	0-0-1	0-0
Chadron State	1-0	1-0	0-0	Morehead State	3-1	2-0	1-1
Colorado Mesa	1-0	1-0	0-0	Morningside	4-0	2-0	2-0
Dixie State	2-0	2-0	0-0	Nebraska-Kearney	0-1	0-0	0-1
Drake	2-0	1-0	1-0	Nebraska Wesleyan	0-2	0-1	0-1
Eastern Washington	2-7	1-3	1-4	North Central	1-0	1-0	0-0
Fort Lewis	2-0	2-0	0-0	Northern Iowa	0-2	0-1	0-1
Idaho State	6-0	4-0	2-0	Northwestern (Iowa)	2-1	2-0	0-1
Kansas State	0-1	0-0	0-1	Olivet Nazarene	1-0	1-0	0-0
Michigan State	0-1	0-0	0-1	Rose-Hulman	1-1	1-0	0-1
Minnesota	0-1	0-0	0-1	Saint Ambrose	5-1	3-0	2-1
Minot State	1-0	1-0	0-0	Saint Francis (Ill.)	0-1	0-1	0-0
Monmouth	1-0	1-0	0-0	Saint Mary's (Calif.)	2-4	2-0	0-4
Montana	2-6	0-4	2-2	Saint Norbert	4-0	3-0	1-0
New Hampshire	1-0	1-0	0-0	San Diego	8-6	5-2	3-4
North Dakota	3-0	2-0	1-0	Simpson	3-2-1	2-1	1-1-1
North Dakota State	0-1	0-1	0-0	Southern Illinois	0-1	0-0	0-1
Northern Colorado	6-1	3-0	3-1	South Florida	1-0	0-0	1-0
Northern Arizona	3-4	2-2	1-2	Towson	0-2	0-1	0-1
Portland State	7-1	4-0	3-1	Truman State	0-2	0-1	0-1
Sam Houston State	0-2	0-1	0-1	Quincy	5-0	3-0	2-0
Sacramento State	7-0	4-0	3-0	Upper Iowa	2-0	2-0	0-0
South Dakota	2-0	2-0	0-0	Valparaiso	11-3	6-0	5-3
South Dakota State	0-1	0-0	0-1	Waldorf	4-0	4-0	0-0
SMU	0-1	0-0	0-1	Wartburg	1-0	0-0	1-0
Southern Utah	2-1	1-1	1-0	Wayne State (Nebr.)	2-0	1-0	1-0
Stephen F. Austin	1-1	1-0	0-1	Western Illinois	0-2	0-0	0-2
Stony Brook	1-0	1-0	0-0	William Penn	2-0	2-0	0-0
Texas A&M	0-1	0-0	0-1	Wisc.-LaCrosse	2-1	2-0	0-1
Utah	0-1	0-0	0-1	Wisc.-Oshkosh	3-0	2-0	1-0
Washington State	0-1	0-0	0-1	Wisc.-Platteville	2-2	1-1	1-1
Weber State	6-1	1-1	4-0	Wisc.-Stevens Point	1-1	0-1	1-0
Total (8 years)	68-35	43-14	25-21	Total (18 years)	125-63-2	76-20-1	49-43-1
at Drake	W-L	Home	Road	at Juniata	W-L	Home	Road
Albany	1-0	1-0	0-0	Albright	7-2	4-1	3-1
Alma	1-0	1-0	0-0	C.W. Post	0-1	0-0	0-1
Augustana (Ill.)	2-0	1-0	1-0	Delaware Valley	7-2	4-1	3-1
Aurora	7-1	4-0	3-1	FDU-Madison	3-0	2-0	1-0
Austin Peay	1-0	1-0	0-0	Franklin & Marshall	1-1	1-0	0-1
Butler	10-4	6-1	4-3	Gettysburg	0-1	0-0	0-1
Central Methodist	1-0	1-0	0-0	Lebanon Valley	4-0	2-0	2-0
Chicago	2-0	1-0	1-0	Lycoming	1-8	1-4	0-4
Davidson	2-0	1-0	1-0	Moravian	2-4	1-2	1-2
Dana	0-1	0-0	0-1	Randolph Macon	1-0	0-0	1-0
Dayton	4-14	1-7	3-7	Saint Francis (Pa.)	2-0	2-0	0-0
Evansville	8-0	4-0	4-0	Susquehanna	3-6	2-2	1-4
Florida Atlantic	1-0	1-0	0-0	Upsala	8-1	4-0	4-1
Hope	0-2	0-1	0-1	Washington & Jefferson	0-1-1	0-1-1	0-0
Illinois Benedictine	3-0	1-0	2-0	Western Maryland	4-1-1	2-0-1	2-1
Illinois State	0-2	0-0	0-2	Widener	2-6	1-3	1-3
Jacksonville	6-0	2-0	4-0	Wilkes	6-2-1	3-1	3-1-1
				Total (9 years)	51-36-3	29-15-2	22-21-1

Noting Rob Ash

Ash, MSU, and the Top Ten

MSU has spent 42 weeks ranked in the top 10 of a major poll under Rob Ash. Before Ash arrived, MSU spent 14 weeks in the top 10 in the school's Division I era (since 1978).

Climbing the All-Time List

Rob Ash entered 2015 ranked fifth among all active four-year college football coaches with 241 wins, a total which is 32nd in all of college football history.

Ash Highway Patrol Escort

To promote the Montana Hope Project, which aids Treasure State children in need, a Montana State Trooper escorts Rob Ash on the sideline each game.

Ash and the AFCA

Bobcat coach Rob Ash is a past president of the American Football Coaches Association.

Ash in Bobcat History

Placing Rob Ash's tenure in Montana State's football history (counting only completed seasons)...

	Under Rob Ash	MSU History
Back-to-Back	2011-12	1956-57
	21-5 (.808)	17-2-1 (.850)
3 Straight Years	2010-12	1956-58
	30-8 (.789)	25-4-1 (.833)
4 Straight Years	2009-12	1956-59
	37-12 (.756)	31-6-1 (.816)

More on Ash and Winning

Rob Ash, the school's all-time wins leader is also the only Bobcat head coach to post eight winning campaigns and the only man with more than five straight winning seasons.

Ash vs. Non-Big Sky Foes at MSU

Opp	All	Hm	Rd
Adams State	1-0	1-0	0-0
Arkansas State	0-1	0-0	0-1
Black Hills State	0-0	0-0	0-0
UC Davis	1-0	1-0	0-0
Central Arkansas	1-0	1-0	0-0
Chadron State	1-0	1-0	0-0
Colorado Mesa	1-0	1-0	0-0
Dixie State	2-0	2-0	0-0
Drake	2-0	1-0	0-0
East Tennessee St	0-0	0-0	0-0
Eastern Wash.	0-2	0-1	0-1
Fort Lewis	2-0	2-0	0-0
Kansas State	0-1	0-0	0-1
Michigan State	0-1	0-0	0-1
Minnesota	0-1	0-0	0-1
Minot State	1-0	1-0	0-0
Monmouth	1-0	1-0	0-0
New Hampshire	1-0	1-0	0-0
North Dakota St	0-1	0-1	0-0
Sam Houston St	0-2	0-1	0-1
South Dakota	2-0	2-0	0-0
South Dakota St	0-1	0-1	0-0
SMU	0-0	0-0	0-0
Southern Utah	1-0	1-0	0-0
Stephen F. Austin	1-1	1-0	0-1
Stony Brook	1-0	1-0	0-0
Texas A&M	0-1	0-0	0-1
Utah	0-1	0-0	0-1
Washington State	0-1	0-0	0-1

Victories by Active College Football Coaches

as of August 1, 2015

- 325 Ken Sparks Carson-Newman
- 278 Kevin Donley St. Francis (IN)
- 273 Frank Beamer Virginia Tech
- 253 Larry Wilcox Benedictine (KS)
- 250 Dennis Douds East Stroudsburg
- 243 Andy Talley Villanova
- 241 Rob Ash Montana State**
- 234 Al Bagnoli Penn
- 240 Monte Carter Shepherd
- 229 Jimmie Laycock William & Mary

Bobcat Assistant Coaches

Tim Cramsey

Offensive Coordinator/Quarterbacks

2013- Montana State Off Coord/QBs
2012 Florida International.. Off Coord/QBs
2008-11 New Hampshire ...OC (2010-11)/QBs
2006-07 New HampshireRBs (06-07), TE (03-05)
2003-05 New Hampshire TEs/FBs
2002 Emaus HS..... Asst.
2001 Allentwon Central Catholic Asst.

Born: October 8, 1975

Hometown: Allentown, PA

Education: New Hampshire, BA, 1998

Playing Career: UNH quarterback 1996-97, long snapper 1994-97

Family: Wife Amy, sons Brock (3), Bryce (1)

Jamie Marshall

AHC/Co-Defensive Coord./Secondary

2007- Montana State Def. Coord./LB
2003-06 Drake.. DC (2003-06)/Asst. (2000-02)

Born: March 7, 1977

Hometown: Dubuque, IA

Education: Drake, BS, 1999

Playing Career: Twice All-Pioneer DB at Drake

Family: Wife Kristi, son Cole (6), daughter Piper (2)

Kane Ioane

Co-Defensive Coord./Linebackers

2009- Montana State Linebackers
2005-08 Montana State Linebackers Asst

Born: January 23, 1982

Hometown: Billings, MT

Education: MSU, BA, 2005

Playing Career: Four-time All-America safety at MSU, 2003 Big Sky Defensive MVP

Daniel Da Prato

Special Teams Coord./Tight Ends

2013- Montana State ...Special Teams/TEs
2007-12 Sacramento St.... ST (2010-12)/WRs
2006 Louisiana-Monroe..... Ops/Recruiting
2004-05 Louisiana-Monroe..... GA

Born: October 2, 1981 in Sacramento

Hometown: Modesto, CA

Education: Louisiana-Monroe, BS, 2004;

Louisiana-Monroe, ME, 2005

Playing Career: QB at La-Monroe (2002-03), Chabot College (2001), NM Highlands (2000)

Family: Wife Giovanna

Jason Eck

Run Game Coord./Offensive Line

2015- Montana StateOffensive Line
2013-14 Minnesota State .Off. Coord./Off. Line
2012 Western IllinoisOffensive Line
2011 Hampton.....Offensive Line
2009-10 Ball StateOffensive Line
2007-08 Winona State....Off. Line (Co-OC '08)
2004-06 Idaho ... Offensive Line (TE & RC '06)
2002-03 Colorado.....Offensive Graduate Asst.
1999-01 Wisconsin...Offensive Graduate Asst.

Born: August 11, 1977

Hometown: LaCrosse, WI

Education: BA in Psychology Wisconsin, 1999;

MS in Business, Wisconsin, 2001

Playing Career: Wisconsin, 1994-98, member of team's 1998 Rose Bowl squad

Family: Wife Kimberly, sons Quentin (12), Jaxton (10), Palmer (4)

Michael Pitre

Running Backs

2014- Montana State Running Backs
2012-13 Colorado..... Offensive GA
2009-11 Servite High School..... Assistant

Born: January 3, 1985 in Fontana, Calif.

Hometown: Fontana, Calif.

Education: UCLA, BA in History, 2008

Playing Career: Three-year starter at UCLA

Family: Wife former Tara Gotthardt

Cody Kempt

Wide Receivers

2014- Montana State Receivers
2013 Tennessee Graduate Assistant
2012 Cincinnati Graduate Assistant
2011 Montana StateOffensive Intern

Born: June 23, 1987 in Bozeman

Hometown: Beaverton, OR

Education: BS in Sociology, MSU, '10

Family: Wife Jessie Ann, daughter Kylie Grace (2), Caroline Joy (7 mo.)

Bo Beck

Defensive Line/Recruiting Coord.

2007- Montana State Defensive Line
2004-06 Iowa State Graduate Assistant
2002-04 Drake..... Defensive Line

Born: September 4, 1971

Hometown: Fort Collins, CO

Education: CSU, BA, 2002; Drake, MS, 2005;

Iowa State, MS, 2007

Playing Career: Arizona St (1989-90), CSU (1991-92)

Michael Rider

Linebacker Assistant

2013- Montana State DL Asst (13)/LB Asst ('14)
2012 UNLV Graduate Assistant
2011 Montana State Student Assistant

Born: March 30, 1988 in Fort Collins, CO

Hometown: Billings, MT

Education: MSU, BA, 2011

Playing Career: HM All-Big Sky, Don Hass

Most Inspirational as senior

Wife: Former Danielle Muri

Kevin Decker

Offensive Intern

2015- Montana StateIntern
2013-14 The Brunswick School Offensive Coord.

Born: August 22, 1988 in Armonk, NY

Hometown: Armonk, NY

Education: New Hampshire, BA, '12

Playing Career: CAA Offensive Player of Year in 2011... HM FCS All-America... 9th in FCS in total offense (308.4 ypg)

Sam Cole

Defensive Intern

2015- Montana StateIntern
2013-14 Folsom (Calif.) HS... Defensive Coordinator

Education: Tarleton St., BS in Kinesiology, 2011

Playing Career: DB at Tarleton State

Mickey Mangieri

Special Teams Intern

2015- Montana StateIntern

Born: August 22, 1988 in Armonk, NY

Hometown: Armonk, NY

Education: New Hampshire, BA, '12

Playing Career: Starting receiver at New Hampshire... won the program's Iron Man Award (2010, '11) and Bo Dickson Spirit Award (2011)

DJ Diaz

Recruiting Intern

2015- Montana StateIntern
2013-14 Boise State.....Intern

Education: Boise State, BA in History, 2013

Hometown: Kent, WA

GAME DAY ASSIGNMENTS

Sideline: Rob Ash, Tim Cramsey, Daniel DaPrato, Jason Eck, Bo Beck, Kane Ioane, Michael Rider. **Press Box:** Jamie Marshall, Jody Owens, Sam Cole, Michael Pitre, Cody Kempt, Kevin Decker.

Bobcat Stadium History and Attendance



2014 FCS National Rankings & MSU Attendance Records

Year-by-Year at Home

2014 Total Attendance

1.	North Dakota State	167,136
2.	Montana	166,440
3.	Montana State	136,446
4.	James Madison	118,893
5.	Delaware	109,772
6.	Liberty	102,098
7.	Jackson State	99,933
8.	Jacksonville State	93,439
9.	Southern	92,493
10.	Yale	91,159

MSU Single Season Total

1.	2012	141,016
2.	2014	136,446
3.	2011	119,499
4.	2013	118,222
5.	2010	100,089
6.	2011	87,885
7.	2006	89,309
8.	2007	85,472
9.	2005	82,262
10.	2008	80,433

2014 Average Attendance

1.	Montana	23,777
2.	James Madison	19,816
3.	North Dakota State	18,571
4.	Montana State	17,777
5.	Liberty	17,016
6.	Delaware	15,682
7.	Jacksonville State	15,573
8.	Southern	15,416
9.	Yale	15,193
10.	Harvard	15,018

MSU Single Season Avg

1.	2013	19,704
2.	2014	17,777
3.	2012	17,627
4.	2011	18,022
5.	2010	14,298

Largest Home Crowds

21,047+	Montana	11/23/13
21,027+	Northern Ariz.	10/5/13
21,007+	Monmouth	8/29/13
20,767+	Chadron State	8/30/12
20,247+	Montana	11/19/11
19,677+	Weber State	10/18/14
19,477+	North Dakota	9/27/14
19,377+	Eastern Wash.	9/20/14
19,367+	Fort Lewis	9/7/2015
19,707+	Cal Poly	9/26/2015
19,407+	Sacramento St.	10/10/15
19,187+	Black Hills St.	9/6/14
18,847+	Sacramento St.	10/1/11
18,637+	Northern Colo.	9/22/12
18,627+	UC Davis	10/26/13
18,487+	UC Davis	9/10/11
18,187+	Southern Utah	11/16/13
17,847+	Colorado Mesa	9/14/13
17,527+	Northern Ariz.	10/15/11
17,147+	Stephen F. Austin	9/15/12
17,137+	North Dakota	10/27/12
16,627+	Portland State	11/8/14
16,577+	Idaho State	11/15/14
16,,517+	Idaho State	10/29/11
16,507+	Minot State	9/17/11
16,417+	Sam Houston St.	12/7/12
15,257+	Stony Brook	12/1/12
15,227*	Portland State	10/9/10
14,447*	Weber State	10/11/08
14,427*	Idaho State	9/29/07
14,337*	Southern Utah	10/6/07
14,277*	North Dakota St.	12/4/10
14,217*	Dixie State	9/15/07
14,167*	Sac State	10/20/07
14,127*	Idaho State	10/1/06
14,120^	Northern Arizona	10/28/78

Attendance by Pct of Capacity

1.	New Hampshire	135%
2.	Eastern Washington	110%
3.	Charleston Southern	108%
4.	Central Arkansas	102%
5.	Mercer	100%
6.	North Dakota State	99%
7.	Montana State	96%
8.	Coastal Carolina	95%
9.	Montana	94%
10.	Morgan State	94%

Long-Range MSU Average Attendance Summary

Year	Nat'l Rank	Avg Att
2014	4th	17,777
2013	5th	19,704
2012	8th	17,627
2011	13th	17,071
2010	17th	14,298
2009	16th	13,283
2008	15th	13,406

FCS Average Attendance Trends

Year	Fans per game in FCS vs. Prev. Year
2013	-448
2012	-528
2011	+196
2010	+771
2009	-169
2008	-332

*-seating capacity 13,000
 +-seating capacity 17,777
 ^-seating capacity 15,197

Bobcat Stadium

Year	Record	Total	Average
2015	3-0	58,481	19,514
2014	6-2	136,446	17,056
2013	4-2	118,222	19,704
2012	6-2	141,016	17,627
2011	6-1	119,499	17,071
2010	6-1	100,089	14,298
2009	4-2	79,696	13,283
2008	4-2	80,433	13,406
2007	4-2	85,472	14,245
2006	3-3	89,309	12,758
2005	6-0	82,262	13,710
2004	4-2	74,192	12,365
2003	4-2	72,352	12,059
2002	5-1	57,216	9,535
2001	3-3	65,053	10,842
2000	0-6	42,292	7,049
1999	3-3	53,522	8,920
1998	5-1	49,672	8,279

Reno H. Sales Stadium

1997	4-2	51,902	8,650
1996	5-1	40,722	6,787
1995	3-3	47,732	7,955
1994	2-3	44,085	8,817
1993	4-2	58,522	12,617
1992	4-1	30,468	7,617
1991	1-6	62,343	8,906
1990	2-3	45,275	9,055
1989	3-2	46,485	9,297
1988	3-2	36,528	9,132
1987	1-4	53,975	10,795
1986	3-2	42,665	8,533
1985	2-3	52,220	10,444
1984	7-1	75,716	9,465
1983	1-4	40,205	8,041
1982	5-2	48,852	8,142
1981	3-2	45,445	9,089
1980	3-3	39,005	7,801
1979	3-2	49,889	9,978
1978	4-1	58,840	11,768
1977	4-1	50,750	10,150
1976	6-0	41,400	6,900
1975	3-2	38,516	7,703
1974	4-1	30,821	7,705&
1973	4-1	29,700	5,940

Van Winkle Stadium, Bozeman HS

1972	4-0	29,700	5,940
------	-----	--------	-------

Gasston Field

1971	2-1-1	35,700	8,925
1970	1-4	11,000	5,500^
1969	1-2	17,600	8,800\$
1968	2-2	30,000	7,500
1967	2-2	30,000	7,500
1966	4-0	NA	
1965	2-2	NA	
1964	3-1	NA	
1963	4-1	NA	
1962	5-1	NA	
1961	2-2-1	NA	
1960	3-1	NA	
1959	4-0	NA	
1958	4-0	NA	
1957	4-0	NA	
1956	4-0	NA	
1955	2-2	NA	
1954	5-0	NA	
1953	2-3	NA	
1952	NA	NA	
1951	0-3	NA	

1950	NA	NA
1949	NA	NA
1948	2-2	NA
1947	1-1	NA
1946	NA	NA
World War II - No football at MSC		
1941	1-0-1	NA
1940	3-0	NA
1939	1-2	NA
1938	2-1-1	NA
1937	2-1	NA
1936	1-1	NA
1935	1-1	NA
1934	2-1	NA
1933	1-1	NA
1932	1-0-1	NA
1931	1-2-1	NA
1930	2-0	NA
1929	2-0	NA
1928	3-1	NA
1927	2-2	NA
1926	2-0	NA
1925	6-3	NA
1924	2-0	NA
1923	1-3	NA
1922	2-2	NA
1921	2-1	NA
1920	NA	NA
1919	1-1-1	NA
1918	Flu epidemic - No FB	
1917	0-1-1	NA
1916	NA	NA
1915	NA	NA
1914	2-1	NA
1913	2-1	NA
1912	0-1	NA
1911	0-1-1	NA
1910	2-1-2	NA
1909	0-3	NA
1908	3-0-1	NA
1906-07	No FB by faculty decree	
1905	NA	NA
1904	NA	NA
1903	NA	NA
1902	NA	NA
1901	NA	NA
1900	NA	NA
1899	NA	NA
1898	NA	NA
1897	NA	NA

attendance data not available prior to 1967
 attendance figures before 1978 were estimates
 & based on four games (NAU not avail)
 ^ based on two games (NDSU, BSU, ISU not avail.)
 \$ based on two games; UND, FSU not avail.)
 # based on three games (PSU data missing)

Individual Last Times

THE LAST TIME A BOBCAT...

<i>Rushed for 100-199 yards</i>	Dakota Prukop, 102 vs. Portland State, '15
<i>Rushed for 200 yards</i>	Cody Kirk, 202 vs. UNC, '11
<i>Rushed for 3 TDs</i>	Dakota Prukop, 3 vs. Portland State, '15
<i>Two Players over 100 yards</i>	Cody Kirk (104)/Shawn Johnson (134), vs. UND, '13
<i>Passed for 300-399 yards</i>	Dakota Prukop, 399 vs. Northern Arizona, '15
<i>Passed for 400 yards</i>	DeNarius McGhee, 402 vs. Idaho State, '10
<i>Passed for 4 TDs</i>	Dakota Prukop, 4 vs. Northern Arizona, '15
<i>Passed for 5 TDs</i>	Rob Compson, 5 vs. Idaho State, '98
<i>Threw 5 Interceptions in a game</i>	Tyler Thomas, vs. Portland State, '01
<i>Had 100 yards receiving (One player)</i>	Mitchell Herbert, 115 vs. Sac State, '15
<i>Had 2 100-yard receivers</i>	Gunnar Brekke (101)/Justin Paige (104) at NAU, '15
<i>Had 3 100-yard receivers</i>	Gatewood (162)/Guinn (140)/Sullivan (135), at Sac St., '04
<i>Had 15 or more catches</i>	Rick Gatewood, 19 vs. Portland State, '05
<i>Had 200 yards receiving</i>	Mike Jefferson, 207 at Idaho State, '06
<i>Caught 3 TD Passes</i>	Julius Lloyd, 3 vs. Sac State, '10
<i>Recorded 500 yards Total Offense</i>	Dakota Prukop, 549 vs. EWU, '15
<i>Recorded 250 All-Purpose Yards</i>	Shawn Johnson, 256 vs. UC Davis, '14
<i>Returned a punt for a TD</i>	Shawn Johnson, 82 vs. Montana, '13
<i>Returned a kickoff for a TD</i>	Logan Jones, 100 vs. Portland State, '15
<i>Returned two punts for TD, same game*</i>	Corey Smith, 80 and 48 vs. Sac State, '03
<i>Returned a punt & kickoff for TD, same game*</i>	Corey Smith vs. Gardner-Webb, '03
<i>Returned an interception for a TD</i>	Deonte Flowers, 38 yds vs. UC Davis, '14
<i>Returned a Fumble for a TD</i>	James Nelson, 45 yards vs. UND, '13
<i>Had at least Five Tackles-for-Loss</i>	Na'a Moeakiola, 5 at Sacramento State, '12
<i>2 interceptions same game</i>	Steven Bethley, 2 vs. Minot State, '11
<i>Fake Punt Conversion</i>	Trevor Bolton rush (25 yards), '13
<i>Fake FG Conversion</i>	Rick Haluszka, 4 yard TD run, '10
<i>Two blocks in one game</i>	Dane Fletcher (quick kick punt & PAT), vs. NAU, '08
<i>Blocked a punt</i>	Brad Daly vs. Montana, '13
<i>Returned/recovered blocked punt for TD</i>	Tanner Ripley, 0 yards vs. Portland State, '09
<i>Blocked a Field Goal</i>	Alex Singleton vs. Montana, '13
<i>Returned Blocked Field Goal for TD</i>	Kory Austin, 86 yards vs. Dixie State, '07
<i>Blocked a PAT</i>	Team at UC Davis, '14
<i>Defensive Conversion</i>	Steven Bethley at Weber State, 100 yards, '13
<i>Safety on blocked punt</i>	Brad Daly vs. Northern Colorado, '09
<i>Safety on bad punt snap</i>	Team safety vs. Black Hills State, '14
<i>Two-point conversion</i>	Mitch Griebel vs. Black Hills State, '14

*-only time in MSU history

THE LAST TIME AN OPPONENT...

<i>Rushed for 200 yards</i>	Danny Woodhead, Chadron State, 215, '06
<i>Rushed for 4 TDs</i>	Jordan West, EWU, 410, '15
<i>Passed for 5 TDs</i>	Jordan West, EWU, 6, '15
<i>Had 200 yards receiving</i>	Cooper Kupp, EWU, 201, '15
<i>Two 100-yard receivers, same game</i>	D. Carter (184)/N. Agude (197), Sac State, '14
<i>Scored 4 Touchdowns</i>	Matt Gutierrez, Idaho State, 4, '06
<i>Caught 3 TD passes</i>	Cooper Kupp, EWU, 3, '15
<i>Returned a punt for TD</i>	Darrell Jones, Cal Poly, 50, '03
<i>Returned a kickoff for TD</i>	John Hendershott, Sacramento State, 91 yards, '11
<i>Returned an interception for a TD</i>	Josh Armstrong, Sac State, 31 yards, '14
<i>Returned a Fumble for TD</i>	Will Ratelle, UND, 21 yards, '14
<i>Blocked a punt, no safety</i>	Northern Colorado, '13
<i>Blocked two punts in a game</i>	Cyrus Igono, NAU, '07
<i>Blocked a punt for a safety</i>	Anthony Jenkins, PSU, '14
<i>Returned blocked punt for TD</i>	Evan Day, rec'd blocked punt in EZ, EWU, '12
<i>Blocked a field goal</i>	Mario Jenkins, Idaho State, '14
<i>Blocked field goal returned for TD</i>	Alvin Tolliver, Eastern Washington, '00
<i>Blocked a PAT</i>	DeVaughn, UC Davis, '13
<i>Defensive conversion</i>	A. Gorrell, New Hampshire, '11
<i>Scored on a fake FG</i>	TJ Oelkers, 19 yds, Montana, '01
<i>Converted a fake punt</i>	Hassan Rashad 30 to Vincent Jackson, Northern Colorado, '03
<i>Recorded a safety</i>	Team, Central Arkansas, '14 (on kickoff)

MSU Long Plays

Rushes

1. 97 Ben Vaughn	Fresno St	1963*
2. 90 Shawn Johnson	Monmouth	2013*
2. 85 Don Bagley	Idaho	1972*
3. 84 Dennis Erickson	ND St.	1966*
3. 84 Mark Rhinehart	Weber	1988*

Pass Plays

1. 95 Elvis Akpla from DeNarius McGhee	Sac State	2011*
2. 90 Mark D'Agostino from Mark Page	NAU	1986*
3. 88 Jayshawn Gates fr Dakota Prukop	Cal Poly	2015*
3. 88 Arie Grey fr Kasey Harte	W. New Mexico	1999*
4. 87 Kenyatte Morgan fr Rob Compson	Chadron	1997*

Punts

1. 85 Brad Brisbin	Idaho	1972
2. 81 Travis Lulay	Adams St	2004
3. 80 Hank Urza	Idaho St	1967
4. 78 Hank Urza	Idaho	1966
5. 78 Darren Svendsen	Idaho	1992

Punt Returns

1. 86 Sean Hill	Idaho St	1991*
2. 85 Kory Austin	Dixie St	2007*
2. 85 Bill Mulcahy	Idaho	1962*
4. 84 Junior Adams	EWU	2001*
5. 83 Gary Popiel	PSU	1967

Kick Returns

1. 100 Logan Jones	PSU	2015*
1. 100 Shawn Johnson	NAU	2013*
1. 100 Demetrius Crawford	Minn.	2008*
1. 100 Corey Smith	G-Webb	2003*
1. 100 Harvey Wylie	NA	1954*

Interception Returns

1. 100* Rob Pouliot	Boise St.	1988
2. 97* Joe Roberts	Rhode Isl.	1984
3. 89* Mike McLeod	Idaho St.	1979
4. 88* Sean Hill	EWU	1992
5. 83* Kevin Retoriano	Idaho St.	2007

Field Goals

1. 59 Jan Stenerud	UM	1965
2. 56 Terry Godfrey	Idaho St	1986
3. 55 Jason Cunningham	EWU	2011
3. 55 Jason Cunningham	EWU	2011
3. 55 Jason Cunningham	Drake	2010
6. 53 Anders Larsson	Idaho St	1988
6. 53 Jeff Muri	NAU	1979
6. 53 Pat Bolton	Idaho St	1975

Blocked Field Goal Returns

1. 86 Kory Austin	Dixie St.	2007
-------------------	-----------	------

*-indicates TD

Defensive Conversion

1. *100 Steven Bethley	Weber St	2013
1. *100 David Taylor	So. Dak.	2008

*-no official yardage recorded

Bobcat Stadium

Long Plays (since '99)

Rushes

1.	90	Shawn Johnson	vs. Monmouth	2013*
2.	83	Matt Engelking	vs. UMD	1996*
3.	75	C. Kavanaugh	PSU	2010*
4.	72	Cody Kirk	vs. ISU	2011*
5.	69	DJ Adams	PSU	2012*

Pass Plays

1.	95	Elvis Akpla from DeNarius McGhee	Sac State	2011*
2.	90	Mark D'Agostino from Mark Page	NAU	1986*
3.	88	Jayshawn Gates fr Dakota Prukop	Cal Poly	2015*
3.	88	Arie Grey fr Kasey Harte	W. New Mexico	1999*
4.	87	Kenyatte Morgan fr Rob Compson	Chadron	1997*

Punts

1.	88	Ryan Hedberg	Adams St	2004
2.	81	Travis Lulay	vs. Adams St	2004
3.	73	Jon Vanderwielen	ISU	2009
4.	73	Eric Fisher	vs. EWU	2008
5.	67	Thomas Duyndam	PSU	2010

Punt Returns

1.	85	Kory Austin	vs. Dixie St	2007*
2.	80	Corey Smith	vs. Sac State	2003
3.	72	Shawn Johnson	vs. Portland St	2012*
4.	67	Corey Smith	vs. Adams St	2002
5.	66	Shawn Johnson	vs. Chadron St	2012

Kick Returns

1.	100	Shawn Johnson	vs. NAU	2013*
1.	100	Corey Smith	vs. G-Webb	2003*
3.	94	Mark Rhinehart	vs. SHS	1987*
4.	91	John Hendershott	Sac St	2011*
5.	90	Corey Smith	vs. UM	2003

Interception Returns

1.	100*	Rob Pouliot	Boise St.	1988
2.	97*	Joe Roberts	Rhode Isl.	1984
3.	83*	Kevin Retoriano	Idaho St.	2007
4.	70	Joe Kenney	UNC	2008
5.	64	Kevin Retoriano	vs. UNC	2008

Field Goals

1.	56	Terry Godfrey	vs. Idaho St	1986
2.	55	Jason Cunningham	vs. Drake	2010
3.	53	Anders Larsson	vs. Idaho St	1988
4.	52	Jason Cunningham	vs. Portland St.	2010
5.				

Blocked Field Goal Returns

1.	86	Kory Austin	Dixie St.	2007
----	----	-------------	-----------	------

*-indicates TD

LAST TIME THE BOBCAT OFFENSE...

<i>Gained 30 First Downs</i>40	vs. Eastern Washington, 2015
<i>Rushed for 20 First Downs</i>20	vs. Eastern Washington, 2015
<i>Passed for 20 First Downs</i>20	vs. Eastern Washington, 2015

<i>Scored 8 Touchdowns</i>8	vs. North Dakota, 2013
<i>Rushed for 5 Touchdowns</i>5	vs. South Dakota State, 2014
<i>Passed for 5 Touchdowns</i>5	vs. Idaho State, 1998
<i>Kick 4 Field Goals in a Game</i>5	vs. Eastern Washington, 2011

<i>Rushed 75 Times</i>	
<i>Rushed for 300 Yards</i>365	vs. Eastern Washington, 2015

<i>Attempted 50 Passes in a Game</i>52	vs. Chadron State, 2006
<i>Completed 30 Passes in a Game</i>34	vs. Northern Colorado, 2012

<i>Recorded 600 yards Total Offense</i>718	vs. Eastern Washington, 2015
---	----------	------------------------------

<i>Scored 60 points</i>63	vs. North Dakota, 2013
<i>Scored 50 points in the first half</i>59	vs. Portland State, 2012

LAST TIME THE BOBCAT DEFENSE...

<i>Allowed 30 First Downs</i>30	by Montana, 2004
-------------------------------	---------	------------------

<i>Allowed Less than 10 First Downs</i>9	by Colorado Mesa, 2013
---	--------	------------------------

<i>Allowed 20 First Downs Rushing</i>21	by Portland State, 2015
---------------------------------------	---------	-------------------------

<i>Allowed Less Than 5 First Downs Rushing</i>2	by Northern Colorado, '13
--	--------	---------------------------

<i>Allowed 20 First Downs Passing</i>20	by Stephen F. Austin, 2013
---------------------------------------	---------	----------------------------

<i>Allowed 5 or Less First Downs Passing</i>3	by Cal Poly, 2015
--	--------	-------------------

<i>Allowed 8 Touchdowns</i>8	by Portland State, 2015
-----------------------------	--------	-------------------------

<i>Allowed 5 or more Rushing Touchdowns</i>7	by Portland State, 2015
---	--------	-------------------------

<i>Allowed 5 or more Passing Touchdowns</i>5	by Northern Arizona, 2015
---	--------	---------------------------

<i>Allowed 4 Field Goals in a Game</i>	
--	-------	--

<i>Allowed 75 Rushes</i>	
--------------------------	-------	--

<i>Allowed 400 Rushing Yards</i>465	by Portland State, 2015
----------------------------------	----------	-------------------------

<i>Allowed 50 Pass Attempts in a Game</i>56	by Stephen F. Austin, 2013
---	---------	----------------------------

<i>Allowed 30 Completed Passes in a Game</i>34	by Stephen F. Austin, 2013
--	---------	----------------------------

<i>Allowed 50 passing yards or less in a game</i>50	by Cal Poly, 2015
---	---------	-------------------

<i>Recorded 500 yards Total Offense</i>506	by Northern Arizona, 2015
---	----------	---------------------------

<i>Recorded 600 yards Total Offense</i>682	by Portland State, 2015
---	----------	-------------------------

<i>Allowed Less than 200 Yards Total Offense</i>180	by North Dakota, 2012
--	----------	-----------------------

<i>Allowed more than 10 yards per play</i>11.7	by Eastern Washington, 2015
--	-----------	-----------------------------

<i>Recorded a safety</i>	
--------------------------	-------	--

<i>Returned a fumble for touchdown</i>	vs. North Dakota, 2013
--	-------	------------------------

2015 Big Sky Standings

	BSC	PF	PA	All	PF	PA
Eastern Washington	3-0	115	89	4-2	247	238
Southern Utah	3-0	118	3	4-2	192	77
Weber State	3-1	87	106	4-3	140	87
Portland State	2-1	110	75	5-1	231	99
Montana	2-1	71	51	3-3	149	137
Montana State	2-2	163	149	3-3	258	218
Northern Colorado	2-2	103	115	4-2	179	159
North Dakota	2-2	105	103	4-3	159	168
Northern Arizona	1-2	87	102	3-3	175	212
Cal Poly	1-2	127	113	2-4	188	201
Idaho State	1-3	105	168	2-5	168	130
UC Davis	1-3	102	138	1-6	163	243
Sacramento State	0-4	53	134	1-6	108	235

2015 Big Sky Schedule

Saturday, Aug. 29

at Montana 38, NDSU 35

Thursday, Sept. 3

at MSU 45, Fort Lewis 14

at Utah State 12, SUU 9

at Nevada 31, UCD 17

Friday, Sept. 4

at Oregon State 26, WSU 7

Saturday, Sept. 5

PSU 24, at Washington State 17

at UNC 42, Western State 34

UND 24, at Wyoming 13

at ISU 55, Black Hills State 0

at Oregon 61, EWU 42

at SAC 41, Eastern Oregon 20

NAU 34, at Stephen F. Austin 28

CP 20, UM 19

Saturday, Sept. 12

at Washington 49, SAC 0

at Northern Iowa 38, EWU 35

at North Dakota State 41, WSU 14

*PSU 34, at ISU 14

at NAU 41, NM Highlands 5

at South Dakota St 55, SUU 10

at UND 21, Drake 18

South Dakota 27, at UCD 17

UNC 34, at Houston Baptist 10

at Arizona State 35, CP 21

Friday, Sept. 18

at Boise State 52, ISU 0

Saturday, Sept. 19

at EWU 55, MSU 50

Northern Iowa 34, CP 20

at Hawaii 47, UCD 27

at WSU 32, SAC 14

*at SUU 30, UNC 3

at Liberty 31, UM 21

Northern Iowa 34, CP 20

at Arizona 77, NAU 13

Saturday, Sept. 26

*at MSU 45, CP 28

*at UND 31, UCD 24

*WSU 38, at UNC 17

at PSU 31, Western Oregon 0

*at UM 23, NAU 14

at SUU 55, Brevard 7

at UNLV 80, ISU 8

EWU 28, at SAC 20

Friday, Oct. 2

*SUU 44, at WSU 0

Saturday, Oct. 3

*at NAU 49, MSU 41

*UM 27, at UCD 13

*UND 19, at PSU 17

*UNC 27, at SAC 20

*at CP 56, ISU 28

Saturday, Oct. 10

*@MSU 35, SAC 13

*ISU 37, at UND 31

*at EWU 52, CP 51 in OT

*WSU 24, at UM 21 in OT

*at UCD 38, NAU 24

PSU 66, at North Texas 7

Saturday, Oct. 17

*at PSU 59, MSU 42

*at UNC 57, UCD 26

*EWU 45, at ISU 28

*at WSU 25, UND 24

*at SUU 44, SAC 0

Saturday, Oct. 24

East Tennessee St at MSU, 2:35

*EWU at UNC, 1:35 pm

*SUU at UCD, 4 pm

*WSU at NAU, 4 pm

*ISU at SAC, 6 pm

*PSU at CP, 6 pm

*UND at UM, 1:30 pm

Saturday, Oct. 31

*MSU at UND, 1 pm

*UM at PSU, 2 pm

*UNC at NAU, 2 pm

*CP at SUU, 3 pm

*WSU at EWU, 12 noon

Saturday, Nov. 7

*SUU at MSU, 1:30 pm

*PSU at UNC, 12 noon

*UCD at WSU, 12 noon

*UM at ISU, 2:35 pm

*NAU at EWU, 3 pm

*SAC at CP, 6 pm

Saturday, Nov. 14

*MSU at ISU, 2:35 pm

*UNC at UND, 1 pm

*CP at UCD, 2 pm

*SAC at NAU, 2 pm

*SUU at PSU, 2 pm

*EWU at UM, 1:30 pm

Saturday, Nov. 21

*UM at MSU, 12 noon

Abilene Christian at UNC, 12 noon

ISU at WSU, 1 pm

PSU at EWU, 2 pm

NAU at SUU, 3 pm

UND at CP, 6 pm

UCD at SAC, TBA

*Big Sky game times listed local to site

2015 Big Sky Team Stats

	SCORING OFFENSE	G	TD	XP	2XP	DXP	FG	Saf	Pts	Avg
1. Montana State	6	36	31	1	0	3	0	0	258	43.0
2. Eastern Washington	6	35	32	1	0	1	0	0	247	41.2
3. Portland State	6	30	30	0	0	7	0	0	231	38.5
4. Southern Utah	6	24	21	0	0	9	0	0	192	32.0
5. Cal Poly	6	26	23	0	0	3	0	0	188	31.3
6. Northern Colorado	6	24	23	0	0	4	0	0	179	29.8
7. Northern Arizona	6	22	22	0	0	7	0	0	175	29.2
8. Montana	6	17	14	1	0	9	2	0	149	24.8
9. Idaho State	7	24	17	2	0	1	0	0	168	24.0
10. UC Davis	7	19	19	0	0	10	0	0	163	23.3
11. North Dakota	7	19	18	0	0	9	0	0	159	22.7
12. Weber State	7	17	14	0	0	8	0	0	140	20.0
13. Sacramento State	7	12	12	0	0	8	0	0	108	15.4

	SCORING DEFENSE	G	TD	XP	2XP	DXP	FG	Saf	Pts	Avg
1. Southern Utah	6	9	9	0	1	4	0	0	77	12.8
2. Portland State	6	12	12	0	0	5	0	0	99	16.5
3. Montana	6	17	17	0	0	6	0	0	137	22.8
4. North Dakota	7	21	14	1	0	8	1	0	168	24.0
5. Northern Colorado	6	18	18	0	0	11	0	0	159	26.5
6. Weber State	7	22	22	0	0	11	0	0	187	26.7
7. Cal Poly	6	28	23	1	0	2	1	0	201	33.5
8. Sacramento State	7	31	28	0	0	7	0	0	235	33.6
9. UC Davis	7	32	30	0	0	7	0	0	243	34.7
10. Northern Arizona	6	28	25	1	0	5	1	0	212	35.3
11. Montana State	6	30	29	0	0	3	0	0	218	36.3
12. Eastern Washington	6	32	28	0	0	6	0	0	238	39.7
13. Idaho State	7	40	39	0	0	7	0	0	300	42.9

	TOTAL OFFENSE	G	Rush	Pass	Plays	Yds	Avg/PTD	Yds/G
1. Montana State	6	1367	1897	439	3264	7.4	35	544.0
2. Eastern Washington	6	747	2436	447	3183	7.1	33	530.5
3. Cal Poly	6	2322	351	520	2673	5.1	26	445.5
4. Portland State	6	1655	963	402	2618	6.5	29	436.3
5. Montana	6	746	1858	509	2604	5.1	17	434.0
6. Northern Arizona	6	874	1605	400	2479	6.2	22	413.2
7. Idaho State	7	905	1972	540	2877	5.3	23	411.0
8. Southern Utah	6	946	1364	436	2310	5.3	20	385.0
9. Northern Colorado	6	951	1288	391	2239	5.7	20	373.2
10. UC Davis	7	816	1692	506	2508	5.0	18	358.3
11. Sacramento State	7	825	1501	490	2326	4.7	11	332.3
12. Weber State	7	1017	1225	476	2242	4.7	14	320.3
13. North Dakota	7	1325	910	454	2235	4.9	19	319.3

	TOTAL DEFENSE	G	Rush	Pass	Plys	Yds	Avg	TD	Yds/G
1. Southern Utah	6	822	1085	419	1907	4.6	8	317.8	
2. Portland State	6	757	1154	417	1911	4.6	11	318.5	
3. North Dakota	7	497	1864	441	2361	5.4	21	337.3	
4. Montana	6	1074	1059	452	2133	4.7	16	355.5	
5. Weber State	7	1291	1366	511	2657	5.2	19	379.6	
6. UC Davis	7	1544	1346	449	2890	6.4	31	412.9	
7. Northern Colorado	6	1125	1389	475	2514	5.3	16	419.0	
8. Sacramento State	7	1009	2081	482	3090	6.4	27	441.4	
9. Idaho State	7	2043	1132	533	3175	6.0	36	453.6	
10. Cal Poly	6	1084	1789	451	2873	6.4	28	478.8	
11. Northern Arizona	6	1283	1637	474	2920	6.2	28	486.7	
12. Montana State	6	1656	1267	426	2923	6.9	30	487.2	
13. Eastern Washington	6	1910	1258	507	3168	6.2	31	528.0	

	RUSHING OFFENSE	G	Att	Yds	Avg	TD	Yds/G
1. Cal Poly	6	449	2322	5.2	20	387.0	
2. Portland State	6	301	1655	5.5	23	275.8	
3. Montana State	6	252	1367	5.4	19	227.8	
4. North Dakota	7	306	1325	4.3	10	189.3	
5. Northern Colorado	6	215	951	4.4	14	158.5	
6. Southern Utah	6	220	946	4.3	10	157.7	
7. Northern Arizona	6	242	874	3.6	5	145.7	
8. Weber State	7	266	1017	3.8	5	145.3	
9. Idaho State	7	232	905	3.9	4	129.3	
10. Eastern Washington	6	192	747	3.9	7	124.5	
11. Montana	6	216	746	3.5	6	124.3	
12. Sacramento State	7	229</					

BOBCATS' OPPONENT SCOREBOARD

Fort Lewis (4-3)

S3	at Montana State	L	14-45
S12	Oklahoma Panhandle St	W	41-20
S19	*Black Hills State	W	47-7
S26	*at NM Highlands	W	49-7
O3	*Western NM	W	34-13
O10	*at CSU-Pueblo	L	9-45
O17	*at Colorado Mines	L	28-48
O24	*Colorado Mesa		12 noon
O31	*at Western State		1 pm
N7	*Adams State		12 noon
N14	*at Chadron State		12 noon

Eastern Washington (4-2)

S5	at Oregon	L	42-61
S12	at Northern Iowa	L	35-38
S19	Montana State	W	55-50
S26	*at Sacramento State	W	28-20
O10	*Cal Poly	W	42-41+
O17	*at Idaho State	W	45-28
O24	*at Northern Colorado		12:35 pm
O31	*Weber State		12:05 pm
N7	*Northern Arizona		3:05 pm
N14	*at Montana		12:05 pm
N21	*Portland State		2:05 pm

Cal Poly (2-4)

S5	at Montana	W	20-19
S12	at Arizona State	L	21-35
S19	Northern Iowa	L	20-34
S26	*at Montana State	L	28-45
O3	*Idaho State	W	58-26
O10	*at Eastern Washington	L	41-42+
O24	*Portland State		6:05 pm
O31	*at Southern Utah		2:05 pm
N7	*Sacramento State		6:05 pm
N14	*at UC Davis		2:05 pm
N21	*North Dakota		6:05 pm

Northern Arizona (3-3)

S5	at Stephen F. Austin	W	34-28
S12	New Mexico Highlands	W	41-5
S19	at Arizona	L	13-77
S26	*at Montana	L	14-23
O3	*Montana State	W	49-41
O10	*at UC Davis	L	24-38
O24	*Weber State		4:05 pm
O31	*Northern Colorado		2:05 pm
N7	*at Eastern Washington		4:05 pm
N14	*Sacramento State		2:05 pm
N21	*at Southern Utah		3:05 pm

Sacramento State (1-6)

S5	Eastern Oregon	W	41-20
S12	at Washington	L	0-49
S19	at Weber State	L	14-32
S26	*Eastern Washington	L	20-28
O3	*Northern Colorado	L	20-27
O10	*at Montana State	L	13-35
O17	*at Southern Utah	L	0-44
O24	*Idaho State		6:05 pm
N7	*at Cal Poly		6:05 pm
N14	*at Northern Arizona		1:05 pm
N21	*UC Davis		TBA

Portland State (5-1)

S5	at Washington State	W	24-17
S12	*at Idaho State	W	34-14
S26	Western Oregon	W	31-0
O3	*North Dakota	L	17-19
O10	at North Texas	W	66-7
O17	*Montana State	W	59-42
O24	*at Cal Poly		12:35 pm
O31	*Montana		6:05 pm
N7	at Northern Colorado		11:05 am
N14	*Southern Utah		2:05 pm
N21	*at Eastern Washington		TBA

East Tennessee State (0-6)

S3	Kennesaw State	L	16-56
S10	Maryville	L	21-28
S17	at Charleston Southern	L	7-47
S26	Emory & Henry	L	24-27
O3	St. Francis	L	9-58
O17	at Mercer	L	0-52
O24	at Montana State		2:35 pm
O31	Warner		TBA
N7	at Robert Morris		12 noon
N14	at Gardner-Webb		1:30 pm
N21	Kentucky Wesleyan		TBA

North Dakota (4-3)

S5	at Wyoming	W	24-13
S12	Drake	W	21-18
S19	at North Dakota State	L	9-34
S26	*UC Davis	W	31-24
O3	*at Portland State	W	19-17
O10	*Idaho State	L	31-37
O17	*at Weber State	L	24-25
O24	*at Montana		2:30 pm
O31	*Montana State		1 pm
N14	*Northern Colorado		1 pm
N21	at Cal Poly		8 pm

Southern Utah (4-2)

S5	at Utah State	L	9-12
S12	at South Dakota State	L	10-55
S19	*Northern Colorado	W	30-3
S26	Brevard	W	55-7
O2	*at Weber State	W	44-0
O17	*at Sacramento State	W	44-0
O24	*at UC Davis		5:05 pm
O31	*Cal Poly		3:05 pm
N7	*at Montana State		1:05 pm
N14	*at Portland State		3:05 pm
N21	*Northern Arizona		3:05 pm

Idaho State (2-5)

S5	Black Hills State	W	55-0
S12	*Portland State	L	14-34
S18	at Boise State	L	0-52
S26	at UNLV	L	8-80
O3	*at Cal Poly	L	26-58
O10	*at North Dakota	W	37-31
O17	Eastern Washington	L	28-45
O24	*at Sacramento State		7:05 pm
N7	*Montana		2:35 pm
N14	*Montana State		2:35 pm
N21	*at Weber State		1:05 pm

Montana (3-3)

A29	North Dakota State	W	38-35
S5	Cal Poly	L	19-20
S19	at Liberty	L	21-31
S26	*Northern Arizona	W	23-14
O3	*at UC Davis	W	27-13
O10	*Weber State	L	21-24+
O24	*North Dakota		1:35 pm
O31	*at Portland State		3:05 pm
N7	*at Idaho State		2:35 pm
N14	*Eastern Washington		1:05 pm
N21	*at Montana State		12:10 pm

Montana State (3-3)

S3	Fort Lewis	W	45-14
S19	at Eastern Washington	L	50-55
S26	*Cal Poly	W	45-28
O3	*at Northern Arizona	L	41-49
O10	*Sacramento State	W	35-13
O17	*at Portland State	L	42-59
O24	East Tennessee State		2:35 pm
O31	*at North Dakota		12:05 pm
N7	*Southern Utah		1:40 pm
N14	*at Idaho State		2:35 pm
N21	*Montana		12:10 pm

MSU game MT, all others at local site

2015 Montana State Cumulative Statistics

RECORD:.....	OVERALL	HOME	AWAY
ALL GAMES.....	3-3	3-0	0-3
CONFERENCE.....	2-2	2-0	0-2

SEP 03	FORT LEWIS	W	45-14	19,367
Sep 19	at #14 Eastern Washington	L	50-55	10,912
SEP 26	*#20 CAL POLY	W	45-28	19,707
Oct 03	*at Northern Arizona	L	41-49	9,431
OCT 10	*SACRAMENTO STATE	W	35-13	19,407
Oct 17	*at Portland State	L	42-59	
OCT 24	EAST TENNESSEE STATE		2:35 pm	
Oct 31	*at North Dakota		Noon MT	
NOV 07	*SOUTHERN UTAH		1:35 pm	
Nov 14	*at Idaho State		2:35 pm	
NOV @!	*MONTANA		Noon	
* conference game				

SCORE BY QUARTERS		1st	2nd	3rd	4th	OT	Total
Montana State		63	55	76	64		258
Opponents		63	65	59	31		218

RECEIVING	G	No.	Yds	Avg	TD	Long	Avg/G
Mitch Griebel	6	27	310	11.5	1	33	51.7
Mitchell Herbert	6	22	351	16.0	6	79	58.5
Beau Sandland	6	18	349	19.4	3	63	58.2
Chad Newell	6	16	151	9.4	0	35	25.2
Gunnar Brekke	6	9	182	20.2	2	85	30.3
Justin Paige	6	6	285	47.5	2	64	47.5
Austin Barth	5	5	53	10.6	0	23	10.6
Jayshawn Gates	6	4	111	27.8	1	88	18.5
Connor Sullivan	6	4	50	12.5	0	22	8.3
Nick LaSane	6	2	28	14.0	1	14	4.7
Tanner Roderick	2	1	25	25.0	0	25	12.5
Tavon Dodd	6	1	2	2.0	0	2	0.3
John D'Agostino	1	1	0	0.0	0	0	0.0

TEAM STATISTICS.....	MSU	OPP
SCORING.....	258/43.0	218/36.3
Points Off Turnovers.....	20	7
FIRST DOWNS.....	154/70-73-11	134/71-52-11
RUSHING YARDAGE.....	252-1366	292-1656
Yards gained rushing.....	1463	1748
Yards lost rushing.....	92	92
Average Per Rush.....	5.4	5.7
Average Per Game.....	227.7	276.0
TDs Rushing.....	19	13
PASSING YARDAGE.....	1897	1267
Comp-Att-Int.....	116-187-4	86-134-1
Average Per Pass.....	10.1	9.5
Average Per Catch.....	16.4	14.7
Average Per Game.....	316.2	211.2
TDs Passing.....	16	17
TOTAL OFFENSE.....	439-3263	426-2923
Average Per Play/Game.....	7.4/543.8	6.9/487.2
KICK RETURNS: #-Yards.....	24-549	23-409
PUNT RETURNS: #-Yards.....	8-14	7-45
INT RETURNS: #-Yards.....	1-5	4-1
KICK RETURN AVERAGE.....	22.9	17.8
PUNT RETURN AVERAGE.....	1.8	6.4
INT RETURN AVERAGE.....	5.0	0.2
FUMBLES-LOST.....	4-0	8-3
PENALTIES-Yards/Avg Gm.....	35-264/44.0	32-312/52.0
PUNTS-Yards.....	17-690	23-966
Average Per Punt.....	40.6	42.0
Net punt average.....	36.8	39.7
KICKOFFS-Yards.....	41-2359	39-2376
Average Per Kick.....	57.5	60.9
Net kick average.....	37.8	37.2
TIME OF POSSESSION/Game.....	30:08	29:52
3RD-DOWN Conversions.....	41-83/49%	41-87/47%
4TH-DOWN Conversions.....	11-18/61%	8-13/62%
SACKS BY-Yards.....	9-37	6-45
TOUCHDOWNS SCORED.....	36	30
FIELD GOALS-ATTEMPTS.....	3-3	3-5
ON-SIDE KICKS.....	0-5	0-0
RED-ZONE SCORES.....	(27-29) 93%	(19-21) 90%
RED-ZONE TOUCHDOWNS.....	(25-29) 86%	(16-21) 76%
PAT-ATTEMPTS.....	(31-31) 100%	(29-30) 97%
ATTENDANCE.....	58481/19494	28453/9434

RUSHING	GP	#	YDS	LOSS	NET	APC	TD	LG	APG
Dakota Prukop	6	99	598	72	526	5.3	8	61	87.7
Chad Newell	6	82	467	6	461	5.6	7	27	76.8
Gunnar Brekke	6	37	196	9	187	5.1	1	47	31.2
Jayshawn Gates	6	8	88	1	87	10.9	1	28	14.5
Tavon Dodd	6	7	64	1	63	9.0	0	52	10.5
Trevor Bolton	6	2	20	0	20	10.0	0	12	3.3
Nick LaSane	6	10	20	2	18	1.8	1	6	3.0
Justin Paige	6	1	9	0	9	9.0	1	9	1.5
Jake Bleskin	2	2	1	0	1	0.5	0	1	0.5
Mitch Griebel	6	1	0	2	-2	-2.0	0	0	-0.3
TEAM	4	3	0	4	-4	-1.3	0	0	-1.0

PASSING	G	Eff	Cmp-Att-Int	Pct	Yds	TD	Lng	Avg/G
Dakota Prukop	6	171.76	110-178-4	61.8	1836	15	88	306.0
Jake Bleskin	2	206.06	6-7-0	85.7	61	1	25	30.5
TEAM	4	0.00	0-2-0	0.0	0	0	0	0.0
Total.....	6	171.20	116-187-4	62.0	1897	16	88	316.2
Opponents.....	6	183.98	86-134-1	64.2	1267	17	78	211.2

ALL PURPOSE	G	Rush	Rec	PR	KOR	IR	Tot	Avg/G
Chad Newell	6	461	151	0	0	0	612	102.0
Gunnar Brekke	6	187	182	0	229	0	598	99.7

TOTAL OFFENSE	G	Plays	Rush	Pass	Total	Avg/G
Dakota Prukop	6	277	526	1836	2362	393.7
Chad Newell	6	82	461	0	461	76.8

FIELD GOALS	FG-FGA	Pct	1-19	20-29	30-39	40-49	50-99	Lg	Bk
Luke Daly	3-3	100.0	0-0	1-1	1-1	1-1	0-0	47	0
Daly Sequence--FLC: (47); EWU: (24); CP: (33); NAU: none; SAC: none; PSU: none; ETSU: --- UND: ---); SUU: ---; ISU: ---; UM: --- (kicks made)									

SCORING	TD	FGs	PATs				DXP	Saf	Pts
			Kick	Rush	Rec	Pass			
Dakota Prukop	8	0-0	0-0	0-0	0	0-3	0	0	48
Chad Newell	7	0-0	0-0	0-1	0	0-0	0	0	42
Luke Daly	0	3-3	31-31	0-0	0	0-0	0	0	40
Mitchell Herbert	6	0-0	0-0	0-0	0	0-0	0	0	36
Justin Paige	3	0-0	0-0	0-0	0	0-0	0	0	18
Beau Sandland	3	0-0	0-0	0-0	0	0-0	0	0	18
Gunnar Brekke	3	0-0	0-0	0-0	0	0-0	0	0	18
Jayshawn Gates	2	0-0	0-0	1-1	0	0-0	0	0	14
Nick LaSane	2	0-0	0-0	0-0	0	0-0	0	0	12
Logan Jones	1	0-0	0-0	0-0	0	0-0	0	0	6
Mitch Griebel	1	0-0	0-0	0-0	0	0-0	0	0	6

INTERCEPTIONS	No.	Yds	Avg	TD	Long
Bryce Alley	1	5	5.0	0	5

FUMBLE RETURNS	No.	Yds	Avg	TD	Long
none					

PUNTING	No.	Yds	Avg	Long	TB	FC	I20	50+	Bk
Trevor Bolton	17	690	40.6	62	1	0	6	5	0

PUNT RETURNS	No.	Yds	Avg	TD	Long
Mitch Griebel	8	14	1.8	0	11

KICK RET	No.	Yds	Avg	TD	Long
Gunnar Brekke	12	229	19.1	0	37
Mitch Griebel	5	90	18.0	0	27
Logan Jones	4	179	44.8	1	100
Jayshawn Gates	1	22	22.0	0	22
Austin Barth	1	4	4.0	0	4
Justin Paige	1	25	25.0	0	25

KICKOFFS	No.	Yds	Avg	TB	OB	Ret	Net	Yldn
Luke Daly	38	2335	61.4	15	1			
Trevor Bolton	2	54	27.0	0	1			

Bobcat Defensive Statistics

	DEFENSIVE LEADERS	-----Tackles-----			TFL/Yds	-Sacks-	---Pass Def---	-----Fumbles-----	Blkd				
		GP	Solo	Ast						No-Yards	Int-Yds	BrUp	QBH
49	Mac Bignell	6	37	21	58	6.5-26	3	2					
41	Grant Collins	6	27	18	45	2.5-6	1.0-2	1	2	1			
90	Taylor Sheridan	6	16	16	32	3.0-6	1.5-3			1			
6	Desman Carter	6	17	8	25		1		1				
12	Khari Garcia	5	17	7	24								
3D	Bryson Keeton	6	18	3	21		5						
59	Fletcher Collins	4	9	12	21	0.5-3							
1	DeMonte King	6	16	4	20								
92	Tucker Yates	6	8	11	19	1.0-3	1	1-0					
34	Blake Braun	5	15	4	19		4						
57	Tyrone Fa'anono	6	12	7	19	3.0-8	2.0-7	1					
22	Marcus Tappan	6	13	3	16				1-0				
16	Zach Hutchins	5	8	5	13	3.5-13	2.0-12	2		2			
94	Devin Jeffries	5	5	6	11	2.0-3							
50	Nate Bignell	6	4	5	9	2.0-8	0.5-3						
33	Jessie Clark	6	4	3	7	0.5-3	0.5-3	1					
91	Robert Wilcox	3	3	4	7								
26	Tre'von Strong	5	6	1	7		2						
97	Connor Thomas	5	1	4	5	1.0-5	1.0-5						
42	Joey Michael	6	2	3	5		3	5					
10	Bryson McCabe	1	5		5		2						
24	Bryce Alley	5	3	1	4		1-5						
38	Trace Timmer	6	3	1	4			1-0					
29	West Wilson	6	3	1	4								
28	Logan Jones	6	3	1	4								
20	Noah James	5	3	1	4								
80	Curtis Amos	3	2	1	3								
2	Shiloh LaBoy	5	2	1	3	0.5-2	0.5-2						
53	Robert Walsh	1	3		3								
17	Chad Newell	6	2		2								
27	Gunnar Brekke	6	2		2								
93	Matt Brownlow	1	2		2	1.0-2							
4	Brandon Brown	6	1	1	2								
95	Joe Naotala	3		1	1								
45	Luke Daly	6	1		1								
23	Nick LaSane	6	1		1								
	Total	6	274	154	428	27-88	9-37	1-5	14	7	3-0	6	1
	Opponents	6	238	182	420	26.0-88	6-45	4-1	16	15			

Game-by-Game Leaders

Opponent	Tackles	Tackles for Loss	Sacks	Interceptions	Fumbles Rec'd	Fumbles Forced
Fort Lewis	8-M. Bignell	2-M. Bignell	1.5-Sheridan	1-Alley	1-Timmer	1-Hutchins
Eastern Washington	11-M. Bignell	2-M. Bignell/Jeffries	1-Thomas	none	1-Tappan	1-M. Bignell
Cal Poly	12-Garcia	1.5-M. Bignell	none	none	none	none
Northern Arizona	8-M. Bignell	1-G.Collins/Fa'anono	1-Fa'anono	none	none	none
Sacramento State	11-M. Bignell	2-Hutchins	1-Hutchins/Fa'anono	none	none	1-Collins/Hutchins
Portland State						
East Tennessee State						
North Dakota						
Southern Utah						
Idaho State						
Montana						

Defensive Individual Game-by-Game Stats

DEFENSIVE FRONT

	HUTCHINS	FA'ANONO	SHERIDAN	LaBOY	N. BIGNELL	NAOTALO	BROWNLOW	CLARK	YATES
	U-A,Other	U-A,Other	U-A,Other	U-A, Other	U-A, Other	U-A,Other	U-A,Other	U-A, Other	U-A, Other
FLC	4-0, 1 TL&S, 1 FF	3-0, 1 TL	2-1, 1.5 TL&S	2-1, 0.5 TL&S	2-1	0-1	2-0, 1 TL	1-0	0-1
EWU	2-2, 0.5 TL	2-0	1-4, 0.5 TL, 1 BK	0-0	0-1, 0.5 TL	DNP	DNP	0-0	0-1
CP	0-0	0-3	3-7	0-0	2-1, 1 TL	DNP	DNP	1-0	2-5
NAU	0-1, 1 H	1-2, 1 TL&S	4-2	0-0	0-0	0-0	DNP	0-1	1-3
SAC	2-0, 2 TL, 1 S, 1 FF, 1 H	4-2, 1 TL&S	3-0, 1 TL	0-0	0-2, 0.5 TL&S	0-0	DNP	1-2, 0.5 TL&S	2-1, 1 TL, 1 H
PSU	0-2	2-0, 1 H	3-2	0-0	0-0	DNP	DNP	1-0	3-0, 1 FR
ETSU									
UND									
SUU									
ISU									
UM									

LINEBACKER

	M. BIGNELL	G. COLLINS	F. COLLINS	R. WALSH	TAPPAN	MICHAEL	
	U-A,Other	U-A,Other	U-A,Other	U-A,Other	U-A,Other	U-A, Other	U-A, Other
FLC	7-0, 2 TL, 1 PB	5-0, 1 H	3-0	3-0	1-1	0-0	
EWU	4-7, 2 TL, 1 FF	3-4	1-6, 0.5 TL	DNP	0-0, 1 FR	0-1	
CP	4-6, 1.5 TL, 2 PB	4-5, 0.5 TL, 1 H	2-4	DNP	5-1	0-1	
NAU	4-4	4-3, 2 TL, 1 S	3-2	0-0	1-1	1-0	
SAC	9-2	4-4, 1 FF, 1 PB	DNP	0-0	3-0	0-1	
PSU	9-2, 1 TL, 1 FF	7-2	DNP	0-0	3-0	1-0	
ETSU							
UND							
SUU							
ISU							
UM							

DEFENSIVE SECONDARY

	KEETON	TIMMER	ALLEY	STRONG
	U-A,Other	U-A,Other	U-A,Other	U-A, Other
FLC	1-0, 1 PB	1-1, 1 FR	1-0, 1 Int	DNP
EWU	3-2	0-0	2-1	1-0
CP	0-0, 3 PB	0-0	0-0	0-0
NAU	5-0, 1 PB	0-0	0-0	1-1, 1 PB
SAC	2-0	1-0	0-0	3-0, 1 PB
PSU	7-1	1-0	0-0	1-0
ETSU				
UND				
SUU				
ISU				
UM				

	KING	McCABE	CARTER	GARCIA	WILSON
	U-A,Other	U-A,Other	U-A, Other	U-A, Other	U-A,Other
FLC	2-1	5-0, 2 PB	1-0, 1 FF	DNP	
EWU	3-0	DNP	1-1	2-1	0-1
CP	0-3	DNP	3-1	9-3	1-0
NAU	3-0	DNP	2-4	2-2	0-0
SAC	4-0	DNP	2-0	3-0	1-0
PSU	4-0	DNP	8-2, 1 PB	1-1	1-0
ETSU					
UND					
SUU					
ISU					
UM					

The Bobcats Game-by-Game

	SCORE	FIRST DNS R-P-Pn/Tot	RUSHING Att-Yds	PASSING C-A-I	PASSING Yards	TOTAL Offense	PEN Yards	T'OVERS Fbl Lost-Int
@MSU	45	8-12-3/23	38-163	20-32-0	258	70-421	8-75	0-0/+2
FLC	14	8-5-4/17	45-174	10-17-1	103	62-277	6-71	1-1
MSU	50	20-20-0/40	57-365	29-47-1	353	104-718	6-26	0-1/E
@EWU	55	6-11-1/18	33-257	21-24-0	410	57-667	2-15	1-0
@MSU	45	13-13-0/26	44-203	19-26-0	399	70-602	1-12	0-0/E
CP	28	22-3-0/25	66-356	6-15-0	50	81-406	1-5	0-0
MSU	41	10-12-3/25	44-173	22-35-1	399	79-572	8-37	0-1/-1
@NAU	49	9-9-2/20	42-252	19-25-0	254	67-506	10-116	0-0
@MSU	35	10-8-1/19	38-234	12-22-1	277	60-511	7-64	0-1/-1
SAC	13	5-14-3/22	41-152	21-39-0	233	80-385	7-61	0-0
MSU	42	9-8-4/21	31-229	14-25-1	211	56-440	5-50	0-1/E
@PSU	59	21-10-1/32	65-465	10-14-0	217	79-682	6-44	1-0

@MSU
ETSU

MSU
@UND

@MSU
SUU

MSU
@ISU

@MSU
UM

MSU Starters by Game

	TE	LT	LG	C	RG	RT	WR	WR	WR	QB	RB
FLC	Sandland	Weidenaar	Flynn	Horn	Godecke	Eekhoff	Herbert	Griebel	Paige	Prukop	Newell
EWU	Sandland	Weidenaar	Flynn	Horn	Godecke	Eekhoff	Herbert	Griebel	Paige	Prukop	Newell
CP	Sandland	Weidenaar	Flynn	Horn	Godecke	Eekhoff	Herbert	Griebel	Paige	Prukop	Newell
NAU	Sandland	Weidenaar	Flynn	Horn	Godecke	Eekhoff	Herbert	Griebel	Paige	Prukop	Newell
SAC	Sandland	Weidenaar	Flynn	Horn	Godecke	Eekhoff	Herbert	Griebel	Paige	Prukop	Brekke
PSU	Sandland	Weidenaar	Flynn	Horn	Godecke	Eekhoff	Herbert	Gates	Paige	Prukop	Newell

ETSU

UND

SUU

ISU

UM

	BANDIT	DT	NT	DE	WILL	MIKE	SAM	LC	FS	SS	FC
FLC	Hutchins	Sheridan	Thomas	Fa'anono	F. Collins	G. Collins	M. Bignell	Keeton	King	Carter	Timmer
EWU	Hutchins	Sheridan	Thomas	Fa'anono	F. Collins	G. Collins	M. Bignell	Keeton	Garcia	Carter	Alley
CP	Jeffries	Yates	Thomas	Sheridan	F. Collins	G. Collins	M. Bignell	Keeton	Garcia	Carter	Alley
NAU	Hutchins	Sheridan	Thomas	Fa'anono	F. Collins	G. Collins	M. Bignell	Keeton	Garcia	Carter	Alley
SAC	Hutchins	Sheridan	Yates	Fa'anono	Braun	G. Collins	M. Bignell	Keeton	King	Carter	Strong
PSU	Hutchins	Sheridan	Yates	Fa'anono	Braun	G. Collins	M. Bignell	Keeton	King	Carter	Strong

ETSU

UND

SUU

ISU

UM

Bobcats vs. Nationally-Ranked Opponents

2015

Oct. 17 #17 Portland State 59, #16 Montana State 42..... Bozeman
 Sept. 26 #15 MSU 45, #20 Cal Poly 28..... Bozeman
 Sept. 19 #14 Eastern Washington 55, #11 MSU 50..... Cheney

2014

Nov. 29 #14 South Dakota State 47, #17 Montana State 40..... Bozeman
 Nov. 22 #13 Montana 34, #12 Montana State 7..... Missoula
 Sept. 20 #2 Eastern Washington 52, #14 Montana State 51..... Bozeman

2013

Nov. 23 #5 Montana 28, #8 Montana State 14..... Bozeman
 Nov. 9 at #4 Eastern Washington 54, #5 Montana State 29..... Cheney
 Oct. 5 #8 MSU 36, #15 Northern Arizona 7..... Bozeman

2012

Dec. 1 at #2 MSU 16, #11 Stony Brook 10..... Bozeman
 Oct. 13 at #6 Eastern Washington 27, #2 MSU 24..... Bozeman
 Sept. 15 at #3 MSU 43, #23 Stephen F. Austin 35..... Bozeman

2011

Dec. 10 at #1 Sam Houston State 49, #7 MSU 13..... Huntsville
 Dec. 3 at #7 MSU 26, #11 New Hampshire 25..... Bozeman
 Nov. 19 #7 Montana 36, at #1 MSU 10..... Bozeman
 Oct. 1 at #4 MSU 31, #25 Sacramento State 21..... Bozeman
 Sept. 24 #4 MSU 36, at #21 Eastern Washington 21..... Cheney

2010

Dec. 4 #25 North Dakota St 42, at #6 MSU 14..... Bozeman
 Nov. 20 #8 MSU 21, at #11 Montana 16..... Missoula
 Sept. 25 at #17 MSU 30, #9 Eastern Washington 7..... Bozeman

2009

Nov. 21 #1 Montana 39, at #24 MSU 13..... Bozeman
 Oct. 24 at #21 Eastern Washington 35, MSU 24..... Cheney
 Oct. 3 #25 MSU 26, at #11 Weber State 21..... Ogden

2008

Nov. 22 at #5 Montana 35, MSU 3..... Missoula
 Nov. 8 MSU 25, at #22 Northern Arizona 23..... Flagstaff
 Oct. 11 #22 Weber State 35, at MSU 12..... Bozeman

2007

Nov. 17 #3 Montana 40, at MSU 21..... Bozeman
 Sept. 1 at #25 (AP) Texas A&M 38, #21 MSU 7..... College Station

2006

Dec. 1 at #1 Appalachian State 38, #15 MSU 17..... Boone, NC
 Nov. 25 at #15 MSU, #8 Furman 13..... Bozeman
 Nov. 18 at #2 Montana 13, #15 MSU 7..... Missoula
 Oct. 7 at MSU 14, #15 Portland State 0..... Bozeman
 Sept. 30 MSU 39, at #25 Northern Arizona 32..... Flagstaff
 Sept. 16 #21 UC Davis 45, at #20 MSU 0..... Bozeman

2005

Nov. 19 #22 MSU 16, #3 Montana 6..... Bozeman
 Nov. 12 #21 Eastern Wash. 35, #11 MSU 14..... Cheney
 Oct. 1 #12 MSU 30, #24 Idaho State 28..... Bozeman
 Sept. 24 #18 MSU 20, #8 North Dakota State 17..... Bozeman
 Sept. 17 #18 Cal Poly 38, #11 MSU 10..... San Luis Obispo

2004

Nov. 20 #5 Montana 38, MSU 22..... Missoula
 Nov. 13 #16 Eastern Washington 51, MSU 44..... Bozeman
 Sept. 18 #22 Cal Poly 27, #14 MSU 14..... Bozeman

2003

Nov. 29 #8 Northern Iowa 35, MSU 14..... Cedar Falls
 Nov. 22 MSU 27, #4 Montana 20..... Bozeman
 Oct. 25 MSU 21, #10 Northern Arizona 17..... Bozeman
 Oct. 11 #22 Idaho State 23, MSU 17..... Bozeman
 Sept. 20 #25 Cal Poly 24, #20 MSU 21..... San Luis Obispo
 Sept. 6 #16 MSU 38, #25 Gardner-Webb 3..... Bozeman

2002

Nov. 30 #1 McNeese State 21, #23 MSU 14..... Lake Charles
 Nov. 23 MSU 10, #4 Montana 7..... Missoula
 Nov. 16 MSU 28, #23 Portland St 26..... Bozeman
 Oct. 26 #25 NAU 20, MSU 17..... Flagstaff
 Sept. 21 #16 (I-A) Wash. St 45, MSU 28..... Pullman

2001

Nov. 17 #1 Montana 38, MSU 27..... Bozeman
 Oct. 25 #21 NAU 35, MSU 28..... Bozeman
 Oct. 18 #18(I-A) Wash. St 53, MSU 28..... Pullman
 Oct. 6 MSU 48, #22 E. Washington 38..... Spokane

2000

Nov. 18 #1 Montana 28, MSU 3..... Missoula
 Nov. 4 #12 Portland St 31, MSU 24..... Bozeman
 Oct. 7 #23 E. Washington 24, MSU 20..... Bozeman

1999

Nov. 20 #7 Montana 49, MSU 3..... Bozeman
 Oct. 30 #24 NAU 49, MSU 20..... Flagstaff
 Oct. 16 #24 Portland St. 49, MSU 28..... Portland

1998

Nov. 21 #6 Montana 28, #21 MSU 21..... Missoula
 Oct. 24 #24 MSU 32, #25 Northridge 26..... Northridge
 Oct. 10 MSU 10, #9 Weber State 7..... Ogden

1997

Nov. 22 #5 Montana 27, MSU 25..... Bozeman
 Nov. 8 #25 Cal Poly 20, MSU 19..... Bozeman
 Oct. 4 MSU 17, #14 E. Washington 7..... Bozeman

1996

Nov. 23 #2 Montana 35, MSU 14..... Missoula
 Oct. 12 #12 NAU 49, MSU 18..... Bozeman
 Sept. 21 MSU 17, #17 Idaho State 13..... Bozeman

1995

Nov. 18 #7 Montana 42, MSU 33..... Bozeman
 Nov. 11 #22 Boise State 35, MSU 7..... Boise
 Oct. 14 MSU 18, #15 Idaho State 14..... Pocatello
 Oct. 7 MSU 16, #24 Idaho 13..... Bozeman
 Sept. 30 #23 NAU 37, MSU 0..... Flagstaff

1994

Oct. 22 #13 Boise State 38, MSU 10..... Bozeman
 Oct. 15 #4 Idaho 27, MSU 13..... Moscow
 Sept. 24 #23 NAU 47, #21 MSU 13..... Bozeman
 Sept. 10 #24 MSU 21, #11 SF Austin 18..... Nacogdoches

1993

Nov. 13 #5 Montana 42, MSU 30..... Bozeman
 Oct. 23 MSU 40, #1 Idaho 35..... Bozeman
 Sept. 5 MSU 29, #25 W. Illinois 16..... Macomb

1992

Nov. 7 #6 Idaho 28, MSU 7..... Moscow
 Oct. 10 #20 E. Washington 23, MSU 17..... Cheney

1991

Sept. 20 #2 Idaho 48, MSU 14..... Bozeman
 Oct. 7 #1 Nevada 54, MSU 12..... Reno
 Nov. 4 #13 Boise State 31, MSU 14..... Boise

1990

Sept. 17 #13 Nevada 20, MSU 14..... Bozeman
 Oct. 22 #14 Montana 35, MSU 18..... Missoula
 Oct. 29 #8 Boise State 31, MSU 27..... Bozeman

1989

Oct. 9 #15 Idaho 41, MSU 7..... Bozeman
 Oct. 16 #7 Boise State 37, MSU 10..... Boise
 Oct. 30 #9 Montana 17, MSU 2..... Bozeman

1988

Oct. 10 #7 Idaho 41, MSU 7..... Bozeman
 Oct. 24 MSU 17, #17 Nevada 14..... Bozeman
 Nov. 7 #18 Montana 17, MSU 3..... Missoula

1987

Sept. 22 #6 Northern Iowa 53, MSU 7..... at Cedar Falls
 Oct. 6 #19 Nevada 31, MSU 13..... Reno
 Oct. 13 #13 Weber State 35, MSU 13..... Bozeman
 Oct. 31 #10 Idaho 14, MSU 7..... Bozeman

1986

Sept. 29 #1 Nevada 61, MSU 10..... Bozeman

1985

not available

1984

Dec. 15 #2T MSU 19, #9 Louisiana Tech 6..... Charleston, SC
 Dec. 8 #2T MSU 32, #2T Rhode Island 20..... Bozeman
 Dec. 1 #2T MSU 31, #10 Arkansas State 14..... Bozeman
 Oct. 28 #3 Nevada 61, MSU 14..... Reno
 Nov. 4 #6 Idaho 34, MSU 0..... Bozeman
 Oct. 2 #17 Idaho State 22, MSU 6..... Bozeman
 Oct. 23 MSU 22, #8 Boise State 18..... Bozeman

Bobcats vs. Nationally-Ranked Opponents, cont.

Bobcats in National Polls

1983			
Sept. 20	#11 Idaho 23, MSU 0.....	Bozeman	
Oct. 11	#13 Idaho State 23, MSU 0.....	Pocatello	
1982			
Sept. 28	MSU 30, #11 Idaho State 27 3OT.....	Bozeman	
Oct. 12	MSU 27, #8 Boise State 14.....	Bozeman	
Oct. 19	Idaho 36, #15 MSU 20.....	Moscow	
1981			
Oct. 6	#7 Boise State 20, MSU 10.....	Boise	
Oct. 27	#10 Montana 27, MSU 17.....	Bozeman	
Nov. 3	#2 Idaho State 31, MSU 3.....	Pocatello	
1980			
Sept. 16	#9 Weber State 12, MSU 7.....	Ogden	
1979			
Oct. 9	MSU 12, #8 Nevada 10.....	Reno	
Oct. 16	MSU 10, #6 Northern Arizona 7.....	Flagstaff	
1978			
Sept. 27	#6 MSU 31, #3 Boise State 29.....	Bozeman	
2015			
10/19/15	21/19		East Tennessee State..... Bozeman
10/12/15	16/16	L 42-59	#17 Portland State Portland
10/5/15	18/18	W 35-13	Sacramento State Bozeman
9/28/15	11/11	L 41-49	Northern Arizona..... Flagstaff
9/21/15	15/13	W 45-28	#20 Cal Poly..... Bozeman
9/14/15	11/9	L 50-55	#14 Eastern Washington.... Cheney
9/7/15	11/11		Open
Preseason	11/11	W 45-14	Fort Lewis Bozeman
2014			
11/24/14	17/17	L 40-47	#14 South Dakota State .. Bozeman
11/17/14	12/12	L 7-34	#13 Montana..... Missoula
11/10/14	12/13	W 44-39	Idaho State..... Bozeman
11/3/14	15/16	W 29-22	Portland State Bozeman
10/28/14	8/9	L 27-35	Cal Poly..... San Luis Obispo
10/21/14	10/10		Bye Bozeman
10/14/14	9/11	W 23-13	Weber State..... Bozeman
10/7/14	11/14	W 77-37	UC Davis Davis
9/29/2014	13/15	W 59-56	Sacramento State Sacramento
9/22/14	13/17	W 29-18	North Dakota Bozeman
9/15/14	14/16	L 51-52	Eastern Washington..... Bozeman
9/8/14	17/18	W 43-33	Central Arkansas Bozeman
9/1/14	20/23	W 57-10	Black Hills State..... Bozeman
Preseason	18/19	L 10-37	Arkansas State Jonesboro
2013			
11/17/13	14/15	L 14-28	Montana..... Bozeman
11/10/13	8/10	L 14-22	Southern Utah..... Bozeman
11/3/13	5/4	L 29-54	Eastern Washington..... Cheney
10/28/13	5/5	W 35-28	Northern Colorado..... Greeley
10/21/13	5/5	W 34-17	UC Davis Bozeman
10/14/13	5/5	W 34-16	Weber State..... Ogden
10/7/13	7/7	Did not play	
9/30/13	8/7	W 36-7	Northern Arizona..... Bozeman
9/23/13	11/10	W 63-20	North Dakota Grand Forks
9/16/13	3/2	L 38-52	Stephen F. Austin..... Nacogdoches
9/9/13	3/3	W 26-0	Colorado Mesa Bozeman
9/2/13	3/3	L 30-31	SMU Dallas
Preseason	2/2	W 42-24	Monmouth Bozeman
2012			
11/19/12	2/2	W 16-10	#11 Stony Brook..... Bozeman
11/12/12	2/2	W 16-7	Montana..... Missoula
11/5/12	2/2	W 65-30	Portland State Bozeman
10/29/12	3/3	W 20-17	Sacramento State Sacramento
10/22/12	4/4	W 55-10	North Dakota Bozeman
10/15/12	5/5	-- --	Open week
10/8/12	2/2	L 24-27	Eastern Washington..... Bozeman
10/1/12	2/2	W 48-41	UC Davis Davis
9/24/12	2/2	W 24-17	Southern Utah..... Cedar City
9/17/12	2/2	W 41-16	Northern Colorado..... Bozeman
9/10/12	3/3	W 43-35	Stephen F. Austin..... Bozeman
9/3/12	4/4	W 34-24	at Drake Des Moines
Preseason	4/4	W 33-6	Chadron State Bozeman
2011			
Final R.S.	7/7	L 13-49	#1 Sam Houston State ...Huntsville
11/26/11	7/7	W 26-25	#11 New Hampshire..... Bozeman
11/19/11	1/1	L 10-36	#7 Montana..... Bozeman
11/12/11	2/2		Open
11/5/11	2/2	W 44-24	Weber State..... Ogden
10/24/11	4/4	W 54-13	Idaho State..... Bozeman
10/17/11	4/3	W 31-21	Northern Colorado..... Greeley
10/10/11	3/3	W 41-24	Northern Arizona..... Bozeman
10/3/11	3/3	W 38-36	Portland State Portland
9/26/11	4/4	W 31-21	Sacramento State Bozeman
9/19/11	4/4	W 36-21	Eastern Washington..... Cheney
9/12/11	5/4	W 43-7	Minot State Bozeman
9/5/11	6/6	W 38-14	UC Davis Bozeman
Preseason	6/6	L 10-27	Utah Salt Lake City
2010			
Final	11/11	Season ended	
11/30	6/6	L 14-42	North Dakota State..... Bozeman
11/23	6/6	NA NA	open..... Bozeman

11/16	8/8	W	21-16	at Montana.....	Missoula
11/9/10	11/11	NA	NA	open	Bozeman
11/2/10	11/12	W	24-10	Weber State.....	Bozeman
10/25/10	13/13	W	26-23	ot at Idaho State.....	Pocatello
10/18/10	15/16	W	37-35	Northern Colorado.....	Bozeman
10/11/10	9/10	L	7-34	at Northern Arizona.....	Flagstaff
10/4/10	10/10	W	44-31	Portland State	Bozeman
9/27/10	10/10	W	64-61	at Sacramento State	Sacramento
9/20/10	17/17	W	30-7	#9 Eastern Wash.	Bozeman
9/13/10	22/22	W	48-21	Drake	Bozeman
9/6/10	24/23	L	22-23	Washington State	Pullman
Preseason	24/24	W	59-10	Fort Lewis	Bozeman

2009

Nov. 18	24/24	L	13-39	#2 Montana.....	Bozeman
Oct. 5	24/23	L	10-23	Northern Arizona.....	Bozeman
Sept. 28	NR/25	W	26-21	Weber State.....	Ogden

2007

Oct. 22	#19/16	L	13-16	Northern Colorado.....	Greeley
Oct. 15	#20/19	W	20-9	Sacramento State	Bozeman
Oct. 8	#12/11	L	13-35	Eastern Washington.....	Cheney
Oct. 1	#13/13	W	7-3	Southern Utah.....	Bozeman
Sept. 24	#18/T17	W	40-20	Idaho State.....	Bozeman
Sept. 17	#18/18	W	21-5	Weber State.....	Ogden
Sept. 10	#19/20	W	61-7	Dixie State	Bozeman
Sept. 3	#21/22	DNP			
Preseason	#23	L	7-38	#25 (AP) Texas A&M..	College Station

2006

Nov. 20	15/14	W	31-13	Furman	Bozeman
Nov. 13	15/14	L	7-13	Montana.....	Missoula
Nov. 6	18/16	Did not play			
Oct. 30	19/18	W	13-10	Northern Colorado.....	Bozeman
Oct. 23	24/22	W	24-18	Weber State.....	Bozeman
Oct. 16	NR/25	W	42-35	Idaho State.....	Pocatello
Sept. 11	#22/20	L	0-45	UC Davis	Bozeman
Sept. 4	#11	L	24-35	Chadron State	Bozeman
Preseason	#23	W	19-10	I-A Colorado.....	Boulder

2005

Final				Season over	
Nov. 21	#19/20	Season over			
Nov. 14	#22/23	W	16-6	#3 Montana.....	Bozeman
Nov. 7	#11/10	L	14-35	#21 Eastern Wash.	Cheney
Oct. 31	#12/11	W	37-16	Sacramento State	Bozeman
Oct. 24	#15/14	W	29-22	Northern Arizona.....	Bozeman
Oct. 17	#18/18	DNP			
Oct. 10	#8/8	L	41-44	Portland State	Portland
Oct. 3	#11/10	W	27-24	Weber State.....	Ogden
Sept. 26	#12/12	W	30-28	#24 Idaho State.....	Bozeman
Sept. 19	#18/18	W	20-17	#8 NDSU	Bozeman
Sept. 12	#11/11	L	10-38	Cal Poly	San Luis Obispo
Sept. 5	#16/18	W	42-6	Stephen F. Austin.....	Bozeman
Preseason	#18/18	L	10-15	I-A Oklahoma State.....	Stillwater

2004

Nov. 8	#23/#23	L	44-51	#16 Eastern Wash.	Bozeman
Nov. 1	#17/#23	L	28-38	Sacramento State	Sacramento
Oct. 25	#24/#23	W	60-14	Northern Arizona.....	Flagstaff
Oct. 18	NR/#23	W	27-24	South Dakota State	Bozeman
Oct. 11	NR/#25	W	31-24	ot Portland State	Bozeman
Sept. 20	#21/21	L	14-39	Colorado State.....	Fort Collins, CO
Sept. 13	#14/15	L	14-27	#22 Cal Poly	Bozeman
Sept. 6	#12/12	W	19-0	Adams State.....	Bozeman
Preseason	#14/14	Did not play			

2003

Nov. 22	#24/24	L	14-35	#8 Northern Iowa	Cedar Falls
Sept. 27	#20/20	L	10-14	Northern Colorado.....	Bozeman
Sept. 20	#12/12	L	21-24	#22 Cal Poly	San Luis Obispo
Sept. 13	#13/13	Did not play			
Sept. 6	#16/16	W	38-3	#25 Gardner-Webb	Bozeman
Preseason	#15/16	L	10-21	Wyoming	Laramie

2002

Final	#19	end of season			
Nov. 25	#24	L	14-21	McNeese State.....	Lake Charles

Sept. 2	#19	L	13-30	Stephen F. Austin.....	Nacogdoches
Preseason	#20	W	27-24	Saint Mary's	Bozeman

1999

9/21/99	#24	L	10-41	Sac State	Sacramento
9/14/99	#18	L	37-40	Cal Poly	San Luis Obispo
9/7/99	#22	W	65-8	W. New Mexico.....	Bozeman
Preseason	#23	W	20-10	Chadron	Bozeman

1998

Final	#25	end of season			
11/16/98	#19	L	21-28	Montana.....	Missoula
11/9/98	#21	W	66-35	Idaho State.....	Bozeman
11/2/98	#14	L	24-31	Eastern Washington.....	Cheney
10/26/98	#19	W	32-25	Northern Arizona.....	Bozeman
10/19/98	#24	W	32-26	#25 CS Northridge	Northridge
10/12/98	#20	L	31-34	Portland State	Portland

1997

10/20/97	#25	L	0-44	Portland State	Portland
----------	-----	---	------	----------------------	----------

1995

10/16/95	#23	L	7-14	Weber State.....	Ogden
----------	-----	---	------	------------------	-------

1994

Sept. 19	#21	L	30-47	NAU	Bozeman
Sept. 12	#13	L	13-41	Weber State.....	Ogden
Sept. 5	#24	W	21-18	SF Austin	Nacogdoches
Preseason	#25	W	37-7	UM-Duluth	Bozeman

1993

Nov. 1	#19	L	7-16	Eastern Washington.....	Bozeman
Oct. 25	#24	W	42-21	Boise State.....	Boise

(based on poll in which MSU is ranked highest)

1984

Final	#1	Season over			
Nov. 19	#T2	W	31-15	Arkansas State	Bozeman
Nov. 13	#6	W	35-31	Fresno State	Fresno
Nov. 6	#10	W	41-3	Northern Arizona.....	Flagstaff
Oct. 30	#15	W	34-24	Montana.....	Missoula

1982

Oct. 19	#13	L	20-36	Idaho.....	Moscow
---------	-----	---	-------	------------	--------

1981

Sept. 30	#7	L	20-28	Weber State.....	Bozeman
Sept. 23	#7	W	35-14	Simon Fraser	Bozeman

1979

Nov. 20	T#10	end of season			
Nov. 13	T#9	Did not play			
Nov. 6	#6	Did not play			
Oct. 30	#T7	W	38-21	Montana.....	Bozeman
Oct. 23	#9	W	28-20	Idaho.....	Bozeman

1978

Oct. 25	#1	L	22-43	Northern Arizona.....	Bozeman
Oct. 18	#1	W	57-21	Idaho.....	Moscow
Oct. 11	#1	W	23-12	Idaho State.....	Bozeman
Oct. 4	#2	W	21-14	Weber State.....	Ogden
Sept. 27	#6	W	31-29	Boise State.....	Bozeman

(NOTE-only five weeks available for 1978 season)

Rank shown is entering that week's game; date shown is that of game. 1978-89 -- NCAA Poll; 1990-2002 -- poll in which MSU was ranked highest used, 1990-2002; In 2003, the first poll listed is The Sports Network media poll, the second poll listed is the USA Today/ESPN coaches poll. Dates are when the poll was released

BOBCAT QUARTERBACK REPORT

Season Win-Loss Records,

Bobcat Starting QBs

Year	QB	Starts	Record
2015	Dakota Prukop	6	3-3
2014	Jake Bleskin	2	1-1
2014	Dakota Prukop	11	7-4
2013	Jake Bleskin	2	1-1
2013	DeNarius McGhee	9	6-4
2012	DeNarius McGhee	13	11-2
2011	DeNarius McGhee	13	10-3
2010	DeNarius McGhee	12	9-3
2009	Mark Iddins	5	3-2
2009	Cody Kempt	6	4-2
2008	Cody Kempt	9	5-4
2008	Mark Iddins	1	1-0
2008	Mark Desin	2	1-1
2007	Jack Rolovich, sr.	10	5-5
2007	Cory Carpenter, sr.	1	1-0
2006	Jack Rolovich, jr	7	5-2
2006	Cory Carpenter, jr	6	3-3
2005	Travis Lulay, sr	11	7-4
2004	Travis Lulay, jr	11	6-5
2003	Travis Lulay, so	13	7-6
2002	Travis Lulay, fr	8	5-3
	Tyler Thomas, sr	5	2-3
2001	Tyler Thomas, jr	11	5-6
2000	Farhaad Azimi, jr	10	0-10
	Kevin Flatow, fr	1	0-1
1999	Kasey Harte, sr	5	1-4
	Dusty Broderick, fr	6	2-4
1998	Rob Compson, sr	11	7-4
1997	Rob Compson, jr	11	6-5
1996	Rob Compson, so	10	5-5
	Jeff Tuss, jr	1	1-0
1995	Jeff Tuss, so	8	5-3
	Rob Compson, fr	3	0-3
1994	Brock Spencer, sr	11	3-8
1993	Chad Mayer, so	7	5-2
	Brock Spencer, jr	4	2-2
1992	Mark Fisher, so	1	0-1
	Chad Mayer, fr	10	4-6
1991	Joe Volek, sr	2	1-1
	Bryan Nixon, jr	1	0-1
	Mark Fisher, so	7	1-6

1990	John Tetrault, sr	5	2-3
	Joe Volek, jr	6	2-4
1989	John Tetrault, jr	11	4-7
1988	Shaun Shahan, sr	4	1-3
	John Tetrault, so	7	3-4
1987	Brian Stoltz, fr	1	0-1
	Kelly Sherwin, sr	6	1-5
	John Tetrault, jr	4	0-4
1986	Kelly Bradley, sr	11	3-8
1985	Kelly Bradley, jr	6	1-5
	Kelly Sherwin, so	1	0-1
	Greg Andral, sr	4	1-3
1984	Kelly Bradley, so	14	12-2
1983	Mark Godfrey, sr	9	1-8
	Kelly Bradley, fr	2	0-2
1982	Barry Sullivan, sr	2	0-2
	Mark Godfrey, jr	9	6-3
1981	Barry Sullivan, jr	8	2-6
	Mike Godfrey, so	1	1-0
	Dennis Stauch, sr	1	0-1
1980	Barry Sullivan, so	9	3-6
	Dennis Stauch, jr	1	1-0
1979	Don Walsh, sr	2	0-2
	Barry Sullivan, fr	8	6-2
1978	Paul Dennehy, sr	10	8-2
1977	Paul Dennehy, jr	10	6-4
1976	Paul Dennehy, so	13	12-1
1975	Mike Holder, sr	9	5-4
	Keith Swenson, jr	1	0-1
1974	Mike Dunbar, sr	6	4-2
	Mike Holder, jr	4	3-1
1973	Mike Dunbar, jr	9	6-3
	Mike Holder, so	2	1-1
1972	Zoonie McLean, sr	11	8-3
1971	Zoonie McLean, jr	8	2-5-1
	Larry Eyer, sr	2	0-2
1970	Zoonie McLean, so	4	1-3
	Bobby McGill, sr	4	1-3
	Jay Groepper, sr	2	0-2
1969	Bobby McGill, sr	7	1-6
	Courter	2	0-2
1968	Dennis Erickson, sr.	10	6-4
1967	Dennis Erickson, jr	10	7-3
1966	Dennis Erickson, so	9	7-2
	Russ Dodge, so	1	1-0

Career Wins, MSU Starting QBs

Rank	Wins	QB	Years
1.	36	DeNarius McGhee	2010-
2.	26	Paul Dennehy	1976-78
3.	25	Travis Lulay	2002-05
4.	20	Dennis Erickson	1966-68
5.	18	Rob Compson	1995-98
6.	16	Kelly Bradley	1983-86
7.	11	Barry Sullivan	1979-82
7.	11	Zoonie McLean	1970-72
9.	10	Mike Dunbar	1972-74
9.	10	Jack Rolovich	2006-07
10		Dakota Prukop	2013-

Season Wins, Starting QBs

Rank	Wins	QB	Years
1.	12	Kelly Bradley	1984
1.	12	Paul Dennehy	1976
3.	11	DeNarius McGhee	2012
3.	10	DeNarius McGhee	2011
5.	9	Denarius McGhee	2010
6.	8	Paul Dennehy	1978
6.	8	Zoonie McLean	1972
8.	7	Dakota Prukop	2014
8.	7	Travis Lulay	2005
8.	7	Travis Lulay	2003
8.	7	Rob Compson	1998
8.	7	Dennis Erickson	1966
8.	7	Dennis Erickson	1967

Career Winning Percentage

Rank	Win Pct	QB	Years
1.	.788	Paul Dennehy	1976-78
2.	.766	DeNarius McGhee	2010-13
3.	.670	Dennis Erickson	1966-68
4.	.667	Mike Dunbar	1972-74
5.	.600	Mike Holder	1973-75
6.	.588	Chad Mayer	1992-93
7.	.581	Travis Lulay	2002-05
8.	.514	Rob Compson	1995-98
9.	.485	Kelly Bradley	1983-86
10.	.478	Zoonie McLean	1970-72

(minimum: 10 career starts and one full season)

Career Win-Loss Records, MSU Starting QBs (Since 1966)

Quarterback, Years	Starts	Record	Pctg
Dakota Prukop, '13-	17	10-7	.588
Jake Bleskin, '12-	4	2-2	.500
DeNarius McGhee, '10-	47	36-11	.766
Mark Iddins, '08-09	6	4-2	.667
Cody Kempt, '08-	15	9-7	.563
Jack Rolovich, '06-	17	10-7	.625
Cory Carpenter, '03-	7	4-3	.500
Travis Lulay, '02-05	43	25-18	.581
Tyler Thomas, '01-02	16	7-9	.438
Farhaad Azimi, '00-01	10	0-10	.000
Kevin Flatow, '00	1	0-1	.000
Kasey Harte, '96-99	5	1-4	.200
Dusty Broderick, '99	6	2-4	.333
Rob Compson, '95-98	35	18-17	.514
Jeff Tuss, '95-96	9	6-3	.667
Brock Spencer, '93-94	15	5-10	.333
Chad Mayer, '92-93	17	9-8	.588
Mark Fisher, '90-92	8	1-7	.125
Joe Volek, '90-91	8	3-5	.600
Bryan Nixon, '91	1	0-1	.000
John Tetrault, '87-90	27	9-18	.333
Shaun Shahan, '88	4	1-3	.250
Brian Stoltz, '87	1	0-1	.000
Kelly Sherwin, '85-87	7	1-7	.125
Kelly Bradley, '83-86	33	16-17	.485
Mark Godfrey, '82-83	18	7-11	.389
Barry Sullivan, '79-82	27	11-16	.407
Dennis Stauch, '80-81	1	1-1	.500
Don Walsh, '77-79	2	0-2	.000
Paul Dennehy, '76-78	33	26-7	.788
Mike Holder, '73-75	15	9-6	.600
Keith Swenson, '74-75	1	0-1	.000
Mike Dunbar, '72-74	15	10-5	.667
Zoonie McLean, '70-72	23	11-11-1	.478
Larry Eyer, '71	2	0-2	.000
Bobby McGill, '69-70	11	2-9	.182
Jay Groepper, '68-70	2	0-2	.000
Courter, '69	2	0-2	.000
Dennis Erickson, '66-68	29	20-9	.670
Russ Dodge, '66-68	1	1-0	1.000

Top Passing Days, Home Debut

1.	358	Joe Volek	NAU	1990
2.	337	Cory Carpenter	Chadron State	2006
3.	336	Kelly Sherwin	Idaho State	1986

(Reno H. Sales or Bobcat Stadium era, 1973-present)

Top Passing Days, Home Opener

1.	337	Cory Carpenter	Chadron State	2006
2.	334	Rob Compson	Chadron State	1997
3.	321	Joe Volek	UM-Duluth	1991

(Reno H. Sales or Bobcat Stadium era, 1973-present)

Consecutive 300-yard Days

1.	6	Travis Lulay, 2004
1.	6	Kelly Bradley, 1984
3.	3	Denarius McGhee, 2010
4.	2	Dakota Prukop, 2015
4.	2	Jack Rolovich, 2006
4.	2	Kelly Bradley, 1984

Consecutive 400-yard Days

1.	2	Travis Lulay, 2004; DeNarius McGhee, 2010
----	---	---

Top Bobcat Quarterback Starting Debuts (by Yardage)

Yr	Opp	Site	A-C-I	Pct	Yds	TD
1990	NAU	Home	40-27-0	.675	358	5
2013	Colorado Mesa	Home	35-26-0	.743	305	2
2006	Sac State	Away	34-16-3	.471	302	2
2002	Idaho State	Away	35-21-1	.600	262	2
1993	Idaho	Home	25-16-0	.640	248	2
2006	Colorado	Away	31-23-0	.742	228	1
1986	Washington St.	Away	51-25-2	.490	217	0
1991	Idaho	Home	45-18-2	.400	204	1
1992	Stephen F. Austin	Home	28-12-1	.429	179	1
2010	Fort Lewis	Home	17-11-0	.607	178	2
2014	Arkansas State	Away	26-14-2	.538	142	0
1983	Fresno State	Home	29-14-0	.483	162	0

MSU Freshman Records

Rushing Yards

1.	645	Aaron Mason	2006
2.	455	Dave Alt.....	1956
3.	415	Lathian Tyler	1997
4.	384	Si Ryan	1989
5.	352	Ryan Johnson	1999
6.	312	CJ Palmer	2008
7.	287	Steve Haugeberg.....	1988
8.	279	Bob Wilkinson.....	1987
9.	250	Jim McLeod.....	1956
10.	223	Dawson Williams	1992

Passing Yards

1.	3,163	Denarius McGhee.....	2010
2.	2,064	Travis Lulay	2002
3.	1,126	Chad Mayer.....	1992
4.	817	Barry Sullivan	1979
5.	412	Kelly Bradley	1983
6.	264	John Tetrault.....	1987
7.	213	Dave Alt.....	1956

Receiving Yards

1.	556	Everett Gilbert	2009
2.	502	Tanner Bleskin.....	2010
3.	407	DeSean Thomas.....	2008
4.	395	Jerrod Watson.....	1987
5.	379	Justin Paige	2014
6.	382	Jayshawn Gates.....	2014
7.	344	Rob Tesch.....	1989
8.	339	Mitchell Herbert.....	2014
9.	326	Kenyatte Morgan.....	1994

Total Offense Yards

1.	3,344	Denarius McGhee.....	2010
2.	2,240	Travis Lulay	2002
3.	1,109	Chad Mayer.....	1992
4.	955	Barry Sullivan	1979
5.	668	Dave Alt.....	1956
6.	645	Aaron Mason	2006
7.	312	CJ Palmer	2008

All-Purpose Yards

1.	1,195	Everett Gilbert	2009
2.	799	Aaron Mason	2006
3.	730	Mark Rinehart	1986
4.	630	Sean Hill.....	1989
5.	595	Kenyatte Morgan.....	1994
6.	538	DeSean Thomas.....	2008
7.	522	Tanner Bleskin.....	2010
8.	519	Dave Alt.....	1956
9.	441	Bob Wilkinson.....	1987
10.	424	Jayshawn Gates.....	2014

Sports Network/Fathead.com FCS Poll

Team (No. 1 Votes)	Record	Last Week
1 Jacksonville State	5-1	1
2 Coastal Carolina	6-0	3
3 Illinois State	5-1	4
4 James Madison	7-0	5
5 Chattanooga	5-1	6
6 South Dakota State	5-1	7
7 Eastern Washington	4-2	8
8 North Dakota State	4-2	2
9 Sam Houston State	4-2	9
10 Fordham	6-1	10
11 Richmond	5-1	13
12 McNeese State	6-0	15
13 Eastern Kentucky	4-2	14
14 Portland State	5-1	17
15 Harvard	5-0	18
16 Youngstown State	3-3	11
17 William & Mary	4-2	24
18 Indiana State	4-2	21
19 Montana	3-3	20
20 Western Illinois	4-2	NR
21 Montana State	3-3	16
22 UNI	2-4	12
23 Villanova	3-3	25
24 North Carolina A&T	5-1	NR
25 Dartmouth	5-0	NR

FCS Coaches Poll

Team (No. 1 Votes)	Record	Last Week
1. Coastal Carolina	6-0	628
1. Coastal Carolina 6-0 610		
2. Jacksonville State 5-1 595		
3. James Madison 7-0 569		
4. Illinois State 5-1 566		
5. Chattanooga 5-1 498		
6. South Dakota State 5-1 492		
7. Eastern Washington 3-2 452		
8. North Dakota State 4-2 439		
9. McNeese State 6-0 425		
10. Sam Houston State 4-2 378		
11. Fordham 6-1 374		
12. Richmond 5-1 347		
13. Portland State 5-1 342		
14. Eastern Kentucky 4-2 311		
15. Harvard 5-0 206		
16. William & Mary 4-2 190		
17. Youngstown State 3-3 177		
18. Montana 3-3 173		
19. Montana State 3-3 155		
20. Charleston Southern 5-1 142		
21. Indiana State 4-2 114		
22. Villanova 3-3 109		
23. Western Illinois 4-2 99		
24. North Carolina A&T	5-1 83	
25. Northern Iowa 2-4 60		

Defensive Scores since '68

MSU Interceptions for Touchdown

Year	Player	Yds	Opponent
2014	Deonte Flowers	38	UC Davis
2014	Khari Garcia	45	North Dakota
2013	Alex Singleton	23	Colorado Mesa
2013	Craig Ashworth	57	Monmouth
2012	Steven Bethley	32	Portland State
2012	Darius Jones	45	UC Davis
2010	Zach Minter	53	Eastern Washington
2008	Kevin Retoriano	17	Portland State
2008	Kevin Retoriano	64	Northern Colorado
2007	Kevin Retoriano	83	Idaho St.
2007	Michael Beach	12	Weber St.
2007	Chase Gazzo	26	Weber St.
2006	Michael Beach	51	Weber St.
2005	Epikopo King	15	North Dakota St.
2004	Ryan Force	57	Adams St.
2003	Kane Ioane	59	St. Mary's
2003	Kenneth Qualls	54	Montana
2002	Kahiam Hunter	54	Weber St.
2001	Kane Ioane	30	UAB
2001	Joey Thomas	10	Eastern Wash.
1997	Jeff Alexander	23	Eastern Wash.
1996	Omar Turner	49	Eastern Wash.
1995	Omar Turner	78	Colorado St.
1995	Rodney Ellis	58	SW Texas
1993	Chris Steinbeisser	55	Idaho St.
1992	Sean Hill	80	Eastern Wash.
1988	Jon Wanago	18	Boise St.
1988	Rob Pouliot	100	Boise St.
1985	Rob Pouliot	20	E. Oregon
1985	D. Smith	38	NAU
1984	Joe Roberts	97	Rhode Island
1981	Troy Timmer	27	Simon Fraser
1981	Paul Dilley	32	Weber St.
1979	Mike McLeod	89	Idaho St.
1978	Stuart Dodds	67	Fresno St.
1976	Les Leining	75	NAU
1977	Mikkelson	35	Weber St.
1973	Gary Wright	22	Idaho St.
1973	Randy Hickel	30	Weber St.
1973	Randy Hickel	72	Montana
1971	Monte Boston	71	Portland St.
1970	Bob Banaugh	28	Fresno St.
1959	Jim McLeod	59	Idaho St.+
1958	Sam Moore	80	St. Ambrose+

+only interception scores recorded prior to 1968

Fumbles Returned for MSU Touchdown

2013	*James Nelson	45	North Dakota (on kickoff)
2010	Zach Minter	0	Drake
2009	Darius Jones	32	Idaho State
2008	Jeff Brown	8	Adams State
2005	Daryl Rogers		in EZ Weber St.
2003	Brandon Eggart	40	NAU
2002	Isaac Gardner	50	Weber St.
2002	Adam Cordeiro	76	Eastern Wash.
2001	David Smith	37	Wash. St.
2000	Kane Ioane	55	Northridge
1998	Lamonte Bell	9	Idaho St.
1994	Miike Nye	16	Eastern Wash.
1990	Morgan Ryan	22	Idaho St.
1985	Ron Hanson		in EZ Wash. St.

*-on kickoff

MSU Defensive Conversions

2013	Steven Bethley	100	Weber State
2008	David Taylor	52	South Dakota
1999	Josh Perkins	90	Cal Poly
1991	Morgan Ryan	90	Sam Houston

MSU Safeties

2014	Team	bad snap on punt	Black Hills St
2011	Michael Foster	forced intentional grounding in EZ	Minot
2009	Team	blocked punt through EZ	NC
2008	Dane Fletcher	blocked quick kick in EZ	NAU
2008	Team	bad punt snap	Weber State
2008	Team	blocked punt	Idaho State
2007	Chase Gazzo	sack	Idaho St.
2007	Team	bad snap	Dixie St.
2006	Team	bad snap	Idaho St.
2005	Team		NAU
2003	Team		Eastern Wash.

Opp Interceptions for Touchdown

Year	Player	Yds	Opponent
2014	Josh Armstrong	31	Sacramento State
2013	Austin Hasquet	37	Northern Arizona
2012	Jordan Tonani	21	Eastern Washington
2012	Jordan Glass	7	UC Davis
2011	Matt Evans	58	New Hampshire
2008	Ryan Kelley	45	Eastern Wash.
2005	Jarrett	38	Eastern Wash.
2004	Ivory	41	Cal Poly
2001	Jarrett	79	Cal Poly
2001	Seamster	27	Idaho
2000	Robinson	51	Idaho State
1996	Morgan	50	Nevada
1995	Standifer	14	Colorado St.
1991	King	45	Boise State
1991	Bergman	10	NAU
1991	George Buddy	25	Nevada
1990	Mark Echohawk	45	Idaho St.
1990	Kevin Morris	44	Montana
1989	Boykin	78	Kansas
1989	McGowan	24	Montana
1987	R. Frost	36	Long Beach
1985	Harris	31	Boise St.
1985	Duarte	72	NAU
1985	Bellar	47	NAU
1984	Altena	25	Eastern Wash.
1984	Loveall	64	Idaho
1984	Bowers	25	Ark. St.
1983	Caves	70	Boise St.
1982	Daryl McCoy	87	Nevada
1979	Chapman	52	Idaho State
1978	Ray Smith	86	NAU
1977	Ron Woodke	77	Portland St.

Fumbles Returned for Opp Touchdown

2014	Will Ratelle	21	North Dakota
2005	Chris Gocong		in EZ Cal Poly
2001	Keawe	9	NAU
1998	Swanson	73	CS Northridge
1994	Matthews	22	NAU
1995	Smith		in EZ Weber State
1994	Guillory	1	Eastern Wash.

Opp Safeties

2013	Stephan Sanders	TFL in EZ	SMU
2009	Team		Weber State
2006	Team		Idaho St.
2005	Mitchell		Sac St.
2004	Team		Colorado St.
2000	Team		NAU
1998	Team		Ft. Lewis

Opp Defensive Conversion

2011	A. Gorrell	89	New Hampshire
1999	Jackson	90	Western NM

Individual Records

Rushing Yards, Career

1. 1,638 Bob Wilkinson, 1987-90
15. 1,576 Fred Moore, 1993-94
16. 1,564 Si Ryan, 1989-92
17. 1,557 Lathian Tyler, 1997-99
18. **1,492** *Dakota Prukop, 2015*

Rushing Yards, Season

1. 1,537 Ryan Johnson, 2001
2. 1,460 Don Hass, 1966
3. 1,387 Steve Kracher, 1975
4. 1,379 Tom Kostrba, 1976
5. 1,351 Cody Kirk, 2011
6. 1,314 Demetrius Crawford, 2008
7. 1,256 Matt Engelking, 1996
8. 1,245 Don Hass, 1967
9. 1,199 Paul Schafer, 1968
10. 1,176 Matt Engelking, 1995

Rushing Touchdowns, Career

1. 47 Cody Kirk, 2010-present
2. 29 Don Hass, 1965-67
3. 27 Ryan Johnson, 1999-2002
4. 24 John Tetrault, 1987-90
5. 23 Travis Lulay, 2002-05
6. 22 Delmar Jones, 1976-79
7. **21** *Dakota Prukop, 2013-*
7. 21 Dennis Erickson, 1966-68
9. 20 Steve Kracher, 1972-75
10. 18 Paul Dennehy, 1976-78
- 16** *Chad Newell, 2013-*

Rushing Touchdowns, Season

1. 20 Don Hass, 1966
2. 18 Cody Kirk, 2013
3. 16 Cody Kirk, 2012
4. 14 Cody Kirk, 2011
4. 14 Ryan Johnson, 2001
6. 13 Dakota Prukop, 2014
7. 12 Anthony Knight, 2014
7. 12 Delmar Jones, 1978
9. 11 Paul Dennehy, 1976
10. 10 Matt Engelking, 1996
10. 10 Paul Schafer, 1968
10. 10 Dennis Erickson, 1966
10. 10 Orenzo Davis, 2010
- 8** *Dakota Prukop, 2015*
- 7** *Chad Newell, 2015*

Passing Yards, Career

1. 11,203 DeNarius McGhee, 2010-
2. 10,746 Travis Lulay, 2002-05
3. 8,152 Kelly Bradley, 1983-86
4. 6,828 Rob Compson, 1995-98
5. **4,395** *Dakota Prukop, 2013-*
6. 4,121 Mike Godfrey, 1981-83
7. 3,911 Jack Rolovich, 2006-07
8. 3,545 Brock Spencer, 1993-94
9. 3,262 John Tetrault, 1987-90
10. 3,209 Tyler Thomas, 2001-02

Passing Yards, Season

1. 3,508 Kelly Bradley, 1984
2. 3,485 Travis Lulay, 2004
3. 3,163 DeNarius McGhee, 2010
4. 3,154 DeNarius McGhee, 2012
5. 2,799 DeNarius McGhee, 2011
6. 2,761 Rob Compson, 1998
7. 2,629 Travis Lulay, 2005
8. 2,568 Travis Lulay, 2003
9. 2,559 Dakota Prukop, 2013
10. 2,431 Kelly Bradley, 1986
- 1,836** *Dakota Prukop, 2015*

Passing Yards, Game

1. 516 Travis Lulay vs. Sac State, 2004 516
2. 470 Rob Compson vs. Portland St., 1998/470
3. 460 Kelly Bradley vs. Fresno State, 1984
4. 432 Travis Lulay vs. Eastern Wash., 2004
5. 411 Travis Lulay vs. S. Dakota St., 2004/411
7. 402 DeNarius McGhee vs. Idaho St., 2010
8. 401 Kelly Bradley vs. Weber State, 1984
9. 400 DeNarius McGhee vs. Northern Colo., 2010
10. 399 Dakota Prukop vs. Cal Poly, 2015
10. 399 Kelly Bradley vs. Eastern Wash., 1984

Completion Percentage, Career

1. .640 DeNarius McGhee, 2010-
 2. .577 Kelly Bradley, 1983-86
 3. .573 Rob Compson, 1995-98
 4. .570 Travis Lulay, 2002-05
 5. .559 Dusty Broderick, 1998-99
 6. .542 Barry Sullivan, 1979-82
 7. .513 Jack Rolovich, 2006-07
 8. .511 Brock Spencer, 1993-94
 9. .505 Mike Godfrey, 1980-83
 10. .495 Kelly Sherwin, 1984-87
- (min 200 attempts)

Touchdown Passes, Career

1. 79 DeNarius McGhee, 2010-
2. 60 Kelly Bradley, 1983-86
3. 58 Travis Lulay, 2002-05
3. 54 Rob Compson, 1995-98
5. **33** *Dakota Prukop, 2013-*

Touchdown Passes, Season

1. 30 Kelly Bradley, 1984
2. 24 DeNarius McGhee, 2012
2. 24 DeNarius McGhee, 2011
4. 23 DeNarius McGhee, 2010
4. 22 Rob Compson, 1997
4. 22 Rob Compson, 1998
7. 19 Tyler Thomas, 2001
8. 18 Dakota Prukop, 2014
9. 17 Travis Lulay, 2005
10. 16 Kelly Bradley, 1985
- 15** *Dakota Prukop, 2015*

Touchdown Passes, Game

1. **5** *Dakota Prukop vs. Sac St., 2014*
1. 5 Rob Compson vs. ISU, 1998
1. 5 Joe Volek vs. NAU, 1990
1. 5 Kelly Bradley vs. ISU, 1986
1. 5 Kelly Bradley vs. Northern Iowa, 1986
6. 4 by 17 different players

Total Offense, Career

1. 12,336 DeNarius McGhee, 2010-
2. 12,205 Travis Lulay, 2002-05
3. 7,730 Kelly Bradley, 1983-86
4. 6,788 Rob Compson, 1995-98
5. **5,887** *Dakota Prukop, 2013-*
6. 4,327 John Tetrault, 1987-90
7. 4,036 Paul Dennehy, 1976-78
8. 3,945 Dennis Erickson, 1966-68
9. 3,941 Mike Godfrey, 1979-83
10. 3,834 Jack Rolovich, 2006-07

Total Offense, Season

1. 3,856 Travis Lulay, 2004
2. 3,525 Dakota Prukop, 2014
3. 3,518 DeNarius McGhee, 2012
4. 3,455 Kelly Bradley, 1984
5. 3,455 DeNarius McGhee, 2010
6. 3,240 Travis Lulay, 2005
7. 3,139 DeNarius McGhee, 2011
8. 2,775 Rob Compson, 1998
9. 2,440 Rob Compson, 1997
10. **2,362** *Dakota Prukop, 2015*

Total Offense, Game

1. 556 Travis Lulay vs. Sac State, 2004
2. **549** *Dakota Prukop vs. EWU, 2015*
3. 542 Travis Lulay vs. EWU, 2004
4. **509** *Dakota Prukop vs. UC Davis, 2014*
5. **478** *Dakota Prukop vs. Sac State, 2014*
6. 470 Rob Compson vs. PSU, 1998
7. **453** *Dakota Prukop vs. NAU, 2015*
8. 451 Kelly Bradley vs. Fresno St., 1984
9. 447 DeNarius McGhee vs. ISU, 2010
10. **435** *Dakota Prukop vs. CP, 2015*

Total Touchdowns by QB, Career

1. 95 DeNarius McGhee, 2010-13 (16 r/79 p)
2. 81 Travis Lulay, 2002-05 (23/58)
3. 66 Kelly Bradley, 1983-86 (6/60)
3. 66 Rob Compson, 1995-98 (12/54)
5. **54** *Dakota Prukop, 2013- (14/21)*

Total Touchdowns by QB, Season

1. 35 Kelly Bradley, 1984 (5/30)
2. 31 Dakota Prukop, 2014 (11/17)
3. 29 DeNarius McGhee, 2012 (5/24)
3. 29 DeNarius McGhee, 2011 (5/24)
3. 29 Rob Compson, 1998 (7/22)
6. 25 DeNarius McGhee, 2010 (2/23)
7. **23** *Dakota Prukop, 2015 (8/15)*
7. 23 Travis Lulay, 2004 (8/15)
7. 23 Rob Compson, 1997 (1/22)
10. 21 Travis Lulay, 2005 (4/17)
10. 21 Travis Lulay, 2003 (9/12)
10. 21 Paul Dennehy, 1976 (11/10)

Total Touchdowns by QB, Game

1. **8** *Dakota Prukop vs. Sac State, 2014*
2. **6** *Dakota Prukop vs. UC Davis, 2014*
3. **5** *Dakota Prukop vs. NAU, 2015*
3. **5** *Dakota Prukop at EWU, 2015*
3. **5** *Dakota Prukop vs. EWU, 2014*
3. **5** *Dakota Prukop vs. BHSU, 2014*
3. 5 DeNarius McGhee vs. PSU, 2011
3. 5 Rob Compson vs. ISU, 1998
3. 5 Joe Volek vs. NAU, 1991
3. 5 Kelly Bradley vs. ISU, 1986
3. 5 Kelly Bradley vs. Northern Iowa, 1986

Receiving Yards, Season

1. 1,149 Joe Bignell, 1984 (includes playoffs)
2. 1,145 Elvis Akpla, 2011
3. 1,110 Ron Bain, 1968
4. 1,034 Chip Hobbs, 1998
5. 1,023 Mike Jefferson, 2006
6. 995 Rick Gatewood, 2004
7. 983 Junior Adams, 2002
8. 974 Tony Vallez, 1997
9. 969 Tanner Bleskin, 2013
10. 964 Eric Hopkins, 1994

Receiving Touchdowns, Career

1. 21 Kelly Davis, 1983-86
2. 18 Elvis Akpla, 2009-11
2. 18 Chip Hobbs, 1995-99
4. 16 Sam McCullum, 1971-73
5. 14 Tom White, 1982-85
5. 14 Ron Bain, 1966-68
7. 13 Tanner Bleskin, 2010-13
7. 13 Rick Gatewood, 2004-05
9. 12 Jon Ellis, 2010-13
9. 12 Rob Tesch, 1989-92
- 10** *Mitchell Herbert, 2014-*

Receiving Touchdowns, Season

1.	12	Sam McCullum, 1972
2.	11	Elvis Akplan 2011
3.	10	Ron Bain, 1968
3.	10	Kelly Davis, 1986
5.	9	Mike Jefferson, 2006
5.	9	Chip Hobbs, 1998
5.	9	Kelly Davis, 1984
8.	8	Junior Adams, 2002
8.	8	Eric Hopkins, 1994
8.	8	Tony Vallez, 1997
8.	8	Rick Gatewood, 2004
6		<i>Mitchell Herbert, 2015</i>

All-Purpose Yards, Career

1.	4,653	Shawn Johnson, 2010-
2.	4,179	Ryan Johnson, 1999-2002
3.	3,917	Everett Gilbert, 2009-12
4.	3,722	Rob Tesch, 1989-93
5.	3,270	Tony Boddie, 1979-82
6.	3,259	Delmar Jones, 1975-78
7.	3,205	Steve Kracher, 1972-75
8.	3,194	Corey Smith, 2000-03
9.	3,191	Don Hass, 1965-67
10.	3,089	David Pandt, 1982-85

All-Purpose Yards, Season

1.	1,759	Ryan Johnson, 2001
2.	1,757	Shawn Johnson, 2013
3.	1,720	Demetrius Crawford, 2008
4.	1,684	Corey Smith, 2003
5.	1,622	Cody Kirk, 2011
6.	1,590	Steve Kracher, 1975
7.	1,573	Eric Hopkins, 1994
8.	1,571	Orenzo Davis, 2010
9.	1,532	Don Hass, 1966
10.	1,478	Shawn Johnson, 2014

All-Purpose Per Game Avg, Season

1.	164.2	Shawn Johnson, 2014
2.	159.9	Ryan Johnson, 2001
3.	159.0	Steve Kracher, 1975
4.	153.2	Don Hass, 1966
5.	146.4	Shawn Johnson, 2013
6.	143.3	Demetrius Crawford, 2008
7.	143.0	Eric Hopkins, 1994
8.	140.0	Rob Tesch, 1990
9.	130.9	Orenzo Davis, 2010
10.	130.6	Don Hass, 1967

All-Purpose Yards, Game

1.	374	Shawn Johnson vs. EWU, 2014
2.	308	<i>Gunnar Brekke vs. SAC, 2014</i>
3.	305	Michael Jefferson vs. ISU, 2006
4.	298	Don Hass vs. Weber State, 1966
5.	292	Ryan Johnson vs. ISU, 2001
6.	275	Rick Gatewood vs. UM, 2004
7.	270	Paul Schafer vs. UM, 1968
8.	267	Corey Smith vs. Gardner-Webb, 2003
9.	257	Everett Gilbert vs. PSU, 2010
10.	256	Shawn Johnson vs. UCD, 2014
10.	256	Ryan Johnson vs. Weber State, 2001

MSU Tackles-for-Loss, Season

1.	30	Mark Fellows, 1984
2.	25	Corey Widmer, 1990
3.	22	Neal Smith, 1997
4.	20.5	Brad Daly, 2013
5.	20	Corey Widmer, 1991
6.	19	Dane Fletcher, 2007
6.	19	Jason Hicks, 1993
8.	18	Adam Cordeiro,
8.	18	Jon Montoya, 2002
10.	17.5	Dane Fletcher, 2007

Rushing Yards, Season

1.	3,177	in 2014
2.	3,045	in 1973
3.	2,903	in 1976 (3,655 including playoffs)
4.	2,759	in 2011
5.	2,698	in 1974
6.	2,681	in 1972
7.	2,617	in 1975
8.	2,558	in 1966
9.	2,473	in 1957
10.	2,445	in 1977

Passing Yards, Season

1.	3,672	in 1984
2.	3,498	in 2004
3.	3,201	in 2012
4.	3,175	in 2014
5.	3,163	in 2010
6.	2,943	in 2002
7.	2,940	in 2006
8.	2,833	in 2011
9.	2,820	in 2013
10.	2,809	in 1999

Total Yards, Game

1.	737	at UC Davis, 2014
2.	718	<i>at Eastern Washington, 2015</i>
3.	695	vs. North Dakota, 2012
4.	683	vs. Eastern Washington, 2004
5.	654	vs. Idaho State, 2001
6.	652	vs. Black Hills State, 2014
7.	619	at Sacramento State, 2014
8.	603	at North Dakota, 2013
9.	602	<i>vs. Cal Poly, 2015</i>
10.	592	vs. Eastern Washington, 2009

Total Yards by Opponent, Game

1.	694	by Sacramento State, 2014
2.	682	by Portland State, 2015
3.	678	by Nevada, 1986
4.	667	at Eastern Washington, 2015
5.	660	by Weber State, 1992
6.	653	by Washington State, 2001
7.	635	by NAU, 1999
8.	624	by Sacramento State, 2010
9.	620	by Idaho, 2000
10.	616	by NAU, 1994

Points, Season

1.	496	in 2014
2.	435	in 2012
3.	415	in 2011
4.	396	in 2010
5.	395	in 2013
6.	394	in 1966
7.	355	in 1984 (437 including playoffs)
8.	348	in 1998
9.	339	in 1973
10.	330	in 2003
	258	<i>in 2015</i>

Points per Game, Season

1	38.2	in 2014
2.	35.8	in 1966
3.	33.5	in 2012
4.	33.0	in 2010
5.	33.9	in 2013
6.	31.9	in 2011
7.	31.6	in 1998
8.	31.2	in 1984
9.	30.8	in 1973
10.	28.8	in 1978
	43.0	<i>in 2015</i>

Points by MSU, Game

1.	86	vs. Eastern Oregon, 1985
2.	77	at UC Davis, 2014
3.	70	vs. Northern Arizona, 1990
4.	66	vs. Idaho State, 1998
5.	65	vs. Western New Mexico, 1999
6.	65	vs. Portland State, 2012
7.	64	at Sacramento State, 2010 (OT)
8.	63	at North Dakota, 2013
9.	62	vs. Colorado Mines, 1956
10.	61	vs. Dixie State, 2007

Points by Teams Combined, Game

1.	125	MSU 64, Sac State 61 OT in 2010
2.	115	MSU 59, Sac State 56 in 2014
3.	114	MSU 77, UC Davis 37 in 2014
4.	107	MSU 70, NAU 37 in 1990
5.	105	<i>EWU 55, MSU 50 in 2015</i>
6.	103	EWU 52, MSU 51 in 2014
7.	101	<i>PSU 59, MSU 42 in 2015</i>
7.	101	MSU 66, Idaho State 35 in 1998
9.	100	MSU 52, Sam Houston St 48 in 1987
10.	95	MSU 65, Portland State 30 in 2012
10.	95	EWU 51, MSU 44 OT in 2004

First Downs by MSU, Game

1.	40	<i>at Eastern Washington, 2015</i>
2.	39	vs. North Dakota, 2012
3.	36	at North Dakota, 2013
4.	35	vs. Eastern Washington (OT), 2004
5.	34	at UC Davis, 2014
6.	33	vs. Northern Colorado, 2012
6.	33	at Weber State, 1985
6.	33	vs. Idaho State, 1987
9.	32	vs. Idaho State, 2014
9.	32	vs. Portland State, 1984
9.	32	at Montana, 1984

300-Yard Passing Games, Season

since 1993)

2015	3
2014	4
2013	1
2012	1
2011	2
2010	1
2009	0
2008	1
2007	0
2006	0
2005	0
2004	0
2003	0
2002	0
2001	1
2000	1
1999	0
1998	0
1997	0
1996	1
1995	1
1994	0
1993	1

2013 Season Stats

Table with columns for player name and various statistics (G, UT, AT, TL, S, Int, PB, H, FR, FF, BK, S). Rows include MU, SMU, CMU, SFA, UND, NAU, WSU, UCD, UNC, EWU, SUU, UM.

2012 Season Stats

Table with columns for player name and various statistics. Rows include CSC, DU, SFA, UNC, SUU, UCD, EWU, UND, SAC, PSU, UM, SB, SHSU.

2 Jake Bleskin, QB/P

6-1, 200, Sr, 3V, Great Falls, MT (CM Russell)

Table with columns: C-A-I, Pct, Yds, TD, Pass Eff, Rush, Yds, TD, Punts, Yds, Avg. Rows for years 2015, 2014, 2013, 2012.

2015 Season Stats

Table with columns for player name and various statistics. Rows include FLC, EWU, CP, NAU, SAC, PSU, ETSU, UND, SUU, ISU, UM.

2014 Season Stats

Table with columns for player name and various statistics. Rows include ASU, BHSU, UCA, EWU, UND, SAC, UCD, WSU, CP, PSU, ISU, UM, SDSU.

30 Trevor Bolton, K/P

5-10, 195, Sr, 3V, Great Falls, MT (Great Falls)

Table with columns: G, Punts, Yds, Avg, L, TB, I20. Rows for years 2015, 2014, 2013, 2012.

34 Blake Braun, LB

6-2, 220, Jr, 1V, Riverside, CA (Redlands East Valley)

Table with columns for player name and various statistics. Rows for years 2015, 2014, 2013.

2015 Season Stats

Table with columns for player name and various statistics. Rows include FLC, EWU, CP, NAU, SAC, PSU, ETSU, UND, SUU, ISU, UM.

27 Gunnar Brekke, RB

5-11, 200, Jr, 2V, Helena, MT (Capital)

Table with columns: G, Ru, Yds, TD, Rec, Yds, TD, KR, Yds, TD, PR, Yds, TD. Rows for years 2015, 2014, 2013.

2015 Season Stats

Table with columns for player name and various statistics. Rows include FLC, EWU, CP, NAU, SAC, PSU, ETSU, UND, SUU, ISU, UM.

2014 Season Stats

Table with columns for player name and various statistics. Rows include ASU, BHSU, UCA, EWU, UND, SAC, UCD, WSU, CP, PSU, ISU, UM, SDSU.

2013 Season Stats

Table with columns for player name and various statistics. Rows include MU, SMU, CMU, SFA, UND, NAU, WSU, UCD, UNC, EWU, SUU, UM, SDSU.

4 Brandon Brown, WR

6-0, 180, Jr, Tr, Austin, TX (Baylor/Vandegriff)

2015	C	Yds	TD
FLC	0	0	0
EWU	0	0	0
CP	0	0	0
NAU	0	0	0
SAC	0	0	0
PSU	0	0	0
ETSU			
UND			
SUU			
ISU			
UM			

6 Desman Carter, S

6-2, 205, Sr, Tr, Pomona, CA (UAB/Riverside/Nevada/Kaiser)

2015	S	UT	AT	TL	S	Int	PB	H	FR	FF	BK	S
FLC	*	2	1	0	0	0	0	0	0	0	0	0
EWU	*	1	1	0	0	0	0	0	0	0	0	0
CP	*	3	1	0	0	0	0	0	0	0	0	0
NAU	*	2	4	0	0	0	0	0	0	0	0	0
SAC	*	2	0	0	0	0	0	0	0	0	0	0
PSU	*	8	2	0	0	0	1	0	0	0	0	0
ETSU												
UND												
SUU												
ISU												
UM												

18 Wyatt Christensen, LB

6-0, 220, Jr, 2V, Fountain Valley, CA (Fountain Valley)

	G	UT	AT	TL	S	Int	PB	H	FR	FF	BK	S
2015	0											
2014	6	5	1	0	0	0	0	0	0	0	0	0
2013	4	2	3	0	0	0	0	0	0	0	0	0

2015 Season Stats

FLC	Did not play-injured
EWU	Did not play-injured
CP	Did not play-injured
NAU	Did not play-injured
SAC	Did not play-injured
PSU	Did not play-injured
ETSU	
UND	
SUU	
ISU	
UM	

2014 Season Stats

ASU	1	1	0	0	0	0	0	0	0	0	0	0
BHSU	1	0	0	0	0	0	0	0	0	0	0	0
UCA	2	0	0	0	0	0	0	0	0	0	0	0
EWU	0	0	0	0	0	0	0	0	0	0	0	0
UND	Did not play-injured											
SAC	0	0	0	0	0	0	0	0	0	0	0	0
UCD	1	0	0	0	0	0	0	0	0	0	0	0
WSU	Did not play-injured											
CP	Did not play-injured											
PSU	Did not play-injured											
ISU	Did not play-injured											
UM	Did not play-injured											
SDSU	Did not play-injured											

2013 Season Stats

MU	1	1	0	0	0	0	0	0	0	0	0	0
SMU	0	0	0	0	0	0	0	0	0	0	0	0
CMU	0	2	0	0	0	0	0	0	0	0	0	0
SFA	Did not play-injured											
UND	1	0	0	0	0	0	0	0	0	0	0	0
NAU	Did not play-injured											
WSU	Did not play-injured											
UCD	Did not play-injured											
UNC	Did not play-injured											
EWU	Did not play-injured											
SUU	Did not play-injured											
UM	Did not play-injured											

59 Fletcher Collins, LB

6-2, 220, Jr, 2V, Seattle, WA (Seattle Prep)

	G	UT	AT	TL	S	Int	PB	H	FR	FF	BK	S
2015	4	9	12	0.5	0	0	0	0	0	0	0	0
2014	6	1	0	0	0	0	0	0	1/28	0	0	0
2013	12	0	0	0	0	0	0	0	0	0	0	0

2015 Season Stats

FLC	*	3	0	0	0	0	0	0	0	0	0	0
EWU	*	1	6	0.5	0	0	0	0	0	0	0	0
CP	*	2	4	0	0	0	0	0	0	0	0	0
NAU	*	3	2	0	0	0	0	0	0	0	0	0
SAC	Did not play-injured											
PSU	Did not play-injured											
ETSU												
UND												
SUU												
ISU												
UM												

2014 Season Stats

ASU	Did not play-injured											
BHSU	Did not play-injured											
UCA	Did not play-injured											
EWU	Did not play-injured											
UND	Did not play-injured											
SAC	Did not play-injured											
UCD	0	0	0	0	0	0	0	1/28	0	0	0	0
WSU	0	0	0	0	0	0	0	0	0	0	0	0
CP	0	0	0	0	0	0	0	0	0	0	0	0
PSU	0	0	0	0	0	0	0	0	0	0	0	0
ISU	0	0	0	0	0	0	0	0	0	0	0	0
UM	0	0	0	0	0	0	0	0	0	0	0	0
SDSU	1	0	0	0	0	0	0	0	0	0	0	0

2013 Season Stats

MU	0	0	0	0	0	0	0	0	0	0	0	0
SMU												
CMU												
SFA	Did not play											
UND	1	0	0	0	0	0	0	0	0	0	0	0
NAU	Did not play											
WSU	Did not play											
UCD	Did not play											
UNC	Did not play											
EWU	Did not play											
SUU	Did not play											
UM	Did not play											

41 Grant Collins, LB

6-4, 215, Fr, RS, Bozeman, MT (Bozeman)

2015 Season	UT	AT	TL	S	Int	PB	H	FR	FF	BK	S	
FLC	*	5	0	0	0	0	0	1	0	0	0	0
EWU	*	3	4	0	0	0	0	0	0	0	0	0
CP	*	4	5	0.5	0	0	0	1	0	0	0	0
NAU	*	4	3	2	1	0	0	0	0	0	0	0
SAC	*	4	4	0	0	0	1	0	0	1	0	0
PSU	*	7	2	0	0	0	0	0	0	0	0	0
ETSU												
UND												
SUU												
ISU												
UM												

88 John D'Agostino, WR

5-11, 165, Fr, HS, Houston, TX (North Shore)

2015 Season	C	Yds	TD
FLC	1	0	0
EWU	Did not play		
CP	Did not play		
NAU	Did not play		
SAC	Did not play		
PSU	Did not play		
ETSU			
UND			
SUU			
ISU			
UM			

19 Jayshawn Gates, WR

5-8, 155, So, 1V, Palo Alto, CA (Palo Alto)

	G	Ru	Yds	TD	Rec	Yds	TD
2015	6	8	87	1	3	111	0
2014	11	8	42	1	13	382	3

2015 Season Stats

FLC	1	26	0	0	0	0	0
EWU	1	28	1	1	15	0	0
CP	2	14	0	2	96	1	0
NAU	1	5	0	1	0	0	0
SAC	2	15	0	0	0	0	0
PSU	1	-1	0	0	0	0	0

ETSU
UND
SUU
ISU
UM

2014 Season Stats

ASU	Did not play						
BHSU	Did not play						
UCA	1	-1	0	1	-4	0	0
EWU	0	0	0	0	0	0	0
UND	0	0	0	3	85	0	0
SAC	0	0	0	1	45	1	0
UCD	1	-1	0	2	79	2	0
WSU	0	0	0	1	28	0	0
CP	3	0	1	1	56	0	0
PSU	1	32	0	1	6	0	0
ISU	1	2	0	2	43	0	0
UM	1	10	0	0	0	0	0
SDSU	0	0	0	1	44	0	0

73 Caleb Gillis, OL

6-6, 275, So, 1V, Glenn, MT (Beaverhead)

Career Games/Starts: 4/0 2015 Games/Starts: 7/0

63 Kyle Godecke, OL

6-5, 325, Sr., 3V, Dillon, MT (Beaverhead)

Career Games/Starts: 34/25 2015 Games/Starts: 6/6

13 Mitch Griebel, WR

5-11, 190, Sr, 2V, Littleton, CO (Air Force/Heritage)

	G	Ru	Yds	TD	Rec	Yds	TD	PR	Yds	TD	KR	Yds	TD
2015	6	0	0	0	27	310	1	2	-1	0	2	26	0
2014	13	2	7	0	45	445	0	7	31	0	5	150	0
2013	11	1	-8	0	0	0	0	0	0	0	0	0	0

2015 Season Stats

FLC	*	0	0	0	3	36	0	1	-1	0	0	0	0
EWU	*	0	0	0	7	77	0	1	0	0	2	26	0
CP	*	0	0	0	6	67	0	1	0	0	0	0	0
NAU	*	0	0	0	4	61	1	2	5	0	2	49	0
SAC	*	0	0	0	4	37	0	3	10	0	0	0	0
PSU	*	0	0	0	3	32	0	1	15	0	0	0	0

ETSU
UND
SUU
ISU
UM

2014 Season Stats

ASU	*	0	0	0	6	39	0	0	0	0	0	0	0
BHSU	*	0	0	0	5	44	0	2	24	0	0	0	0
UCA	*	0	0	0	2	48	0	0	0	0	0	0	0
EWU	*	2	7	0	4	15	0	0	0	0	0	0	0
UND	*	0	0	0	2	16	0	0	0	0	0	0	0
SAC	*	0	0	0	5	38	0	0	0	0	0	0	0
UCD	*	0	0	0	3	49	0	0	0	0	0	0	0
WSU	*	0	0	0	2	6	0	0	0	0	0	0	0
CP	*	0	0	0	3	65	0	0	0	0	0	0	0
PSU	*	0	0	0	2	11	0	2	4	0	1	52	0
ISU	*	0	0	0	2	22	0	1	0	0	0	0	0
UM	*	0	0	0	5	41	0	2	3	0	4	98	0
SDSU	*	0	0	0	4	51	0	0	0	0	0	0	0

2013 Season Stats

MU	0	0	0	0	0	0	0	0	0	0	0	0	0
SMU	0	0	0	0	0	0	0	0	0	0	0	0	0
CMU	0	0	0	0	0	0	0	0	0	0	0	0	0
SFA	0	0	0	0	0	0	0	0	0	0	0	0	0
UND	0	0	0	0	0	0	0	0	0	0	0	0	0
NAU	0	0	0	0	0	0	0	0	0	0	0	0	0
WSU	0	0	0	0	0	0	0	0	0	0	0	0	0
UCD	0	0	0	0	0	0	0	0	0	0	0	0	0
UNC	0	0	0	0	0	0	0	0	0	0	0	0	0
EWU	0	0	0	0	0	0	0	0	0	0	0	0	0
SUU	0	0	0	0	0	0	0	0	0	0	0	0	0
UM	0	0	0	0	0	0	0	0	0	0	0	0	0

65 Doug Hanson, OL

6-4, 280, Jr, Sq, Trabuco Canyon, CA (Mission Viejo)

Career Games/Starts: 15/0 2015 Games/Starts: 4/0

82 Mitchell Herbert, WR

6-4, 205, So, 1V, Eugene, OR (Sheldon)

	G	Re	Yds	TD
2015	6	22	351	6
2014	13	28	339	4

2015 Season Stats

FLC	*	4	28	2
EWU	*	5	83	2
CP	*	3	48	0
NAU	*	3	42	0
SAC	*	4	115	1
PSU	*	3	35	1

ETSU
UND
SUU
ISU
UM

2014 Season Stats

ASU	Did not play			
BHSU	3	25	0	0
UCA	0	0	0	0
EWU	0	0	0	0
UND	3	57	1	0
SAC	5	61	1	0
UCD	3	32	0	0
WSU	2	49	0	0
CP	0	0	0	0
PSU	1	6	0	0
ISU	5	56	1	0
UM	3	15	0	0
SDSU	3	38	1	0

70 Joel Horn, C

6-4, 325, Sr, Kalispell, MT (Glacier)

Career Games/Starts: 41/19 2015 Games/Starts: 6/6

16 Zach Hutchins, DL

6-3, 215, Jr, 1V, Las Vegas, NV (Bishop Gorman)

	G	UT	AT	TL	S	Int	PB	H	FR	FF	BK
2015	6	8	5	3.5	2	0	2	0	0	2	0
2014	10	10	9	2	1.5	0	0	3	0	0	0

2015 Season Stats

FLC	*	4	0	1	1	0	0	0	0	1	0
EWU	*	2	2	0.5	0	0	0	0	0	0	0
CP		0	0	0	0	0	0	0	0	0	0
NAU	*	0	1	0	0	0	0	1	0	0	0
SAC	*	2	0	2	1	0	0	1	0	1	0
PSU	*	0	2	0	0	0	0	0	0	0	0

ETSU
UND
SUU
ISU
UM

2014 Season Stats

ASU	Did not play										
BHSU	Did not play										
UCA	0	0	0	0	0	0	0	0	0	0	0
EWU	0	0	0	0	0	0	0	0	0	0	0
UND	*	0	1	0	0	0	0	1	0	0	0
SAC	*	1	3	0.5	0	0	0	1	0	0	0
UCD	*	0	1	0	0	0	0	0	0	0	0
WSU	*	1	1	0.5	0.5	0	0	1	0	0	0
CP	*	1	1	0	0	0	0	0	0	0	0
PSU	*	4	1	0	0	0	0	0	0	0	0
ISU	*	0	0	0	0	0	1	1	0	0	0
UM	*	3	1	1	1	0	0	0	0	0	0
SDSU	*	0	0	0	0	0	0	0	0	0	0

20 Noah James, RB

6-1, 205, Fr, RS, Kalispell, MT (Glacier)

2015	Ru	Yds	TD	Rec	Yds	TD
FLC	0	0	0	0	0	0
EWU	0	0	0	0	0	0
CP	0	0	0	0	0	0
NAU	0	0	0	0	0	0
SAC	0	0	0	0	0	0
PSU	0	0	0	0	0	0

ETSU
UND
SUU
ISU
UM

94 Devin Jeffries, DL

6-1, 250, So, 1V, Kalispell, MT (Glacier)

	G	UT	AT	TL	S	Int	PB	H	FR	FF	BK
2015	5	5	6	2	0	0	0	0	0	0	0
2014	11	4	2	1	1	0	0	0	0	0	0

2015 Season Stats

FLC	Did not play										
EWU		3	0	2	0	0	0	0	0	0	0
CP	*	1	4	0	0	0	0	0	0	0	0
NAU		0	2	0	0	0	0	0	0	0	0
SAC		0	0	0	0	0	0	0	0	0	0
PSU		1	0	0	0	0	0	0	0	0	0

ETSU
UND
SUU
ISU
UM

2014 Season Stats

ASU	0	1	0	0	0	0	0	0	0	0	0
BHSU	4	0	1	1	0	0	0	0	0	0	0
UCA	0	0	0	0	0	0	0	0	0	0	0
EWU	0	0	0	0	0	0	0	0	0	0	0
UND	0	0	0	0	0	0	0	0	0	0	0
SAC	0	0	0	0	0	0	0	0	0	0	0
UCD	0	1	0	0	0	0	0	0	0	0	0
WSU	0	0	0	0	0	0	0	0	0	0	0
CP	0	0	0	0	0	0	0	0	0	0	0

PSU	0	0	0	0	0	0	0	0	0	0	0
ISU	0	0	0	0	0	0	0	0	0	0	0
UM	0	0	0	0	0	0	0	0	0	0	0
SDSU	0	0	0	0	0	0	0	0	0	0	0

8 Manny Kalfell, WR

6-2, 200, Sr, 2V, Bozeman, MT (Bozeman)

	G	Re	Yds	TD
2015	0			
2014	3	2	59	0
2013	9	1	15	0
2012	0			

2015 Season Stats

FLC	Did not play										
EWU	Did not play										
CP	Did not play										
NAU	Did not play										
SAC	Did not play										
PSU	Did not play										

ETSU
UND
SUU
ISU
UM

2014 Season Stats

ASU	0	0	0
BHSU	1	27	0
UCA	1	32	0
EWU	Did not play		
UND	Did not play		
SAC	Did not play		
UCD	Did not play		
WSU	Did not play		
CP	Did not play		
PSU	Did not play		
ISU	Did not play		
UM	Did not play		
SDSU	Did not play		

3 Bryson Keeton, CB

6-2, 190, Sr, 1V, Bakersfield, CA (Nevada/Ridgeview)

	G	UT	AT	TL	S	Int	PB	H	FR	FF	BK
2015	6	19	3	0	0	0	5	0	0	0	0
2014	13	58	19	4	0	1	14	0	0	0	0

2015 Season Stats

FLC	*	1	0	0	0	0	1	0	0	0	0
EWU	*	3	2	0	0	0	0	0	0	0	0
CP	*	0	0	0	0	0	3	0	0	0	0
NAU	*	5	0	0	0	0	1	0	0	0	0
SAC	*	3	0	0	0	0	0	0	0	0	0
PSU	*	7	1	0	0	0	0	0	0	0	0

ETSU
UND
SUU
ISU
UM

2014 Season Stats

ASU	*	2	0	0	0	0	1	0	0	0	0
BHSU	*	1	0	0	0	1/2	0	0	0	0	0
UCA	*	6	1	0	0	0	0	0	0	0	0
EWU	*	9	1	0	0	0	0	0	0	0	0
UND	*	6	0	0	0	0	2	0	0	0	0
SAC	*	9	4	0	0	0	4	0	0	0	0
UCD	*	7	3	1	0	0	0	0	0	0	0
WSU	*	4	1	1	0	0	0	0	0	0	0
CP	*	2	4	0	0	0	0	0	0	0	0
PSU	*	6	1	1	0	0	2	0	0	0	0
ISU	*	0	0	0	0	0	2	0	0	0	0
UM	*	3	4	1	0	0	1	0	0	0	0
SDSU	*	3	0	0	0	0	2	0	0	0	0

95 Joe Naotola, DL

6-2, 175, Jr, JC, Carlsbad, CA
(Palomar/Army-Navy Academy)

2015 Season Stats

FLC	0	1	0	0	0	0	0	0	0	0
EWU	Did not play									
CP	Did not play									
NAU	Did not play									
SAC	0	0	0	0	0	0	0	0	0	0
PSU	Did not play									
ETSU										
UND										
SUU										
ISU										
UM										

17 Chad Newell, RB

6-1, 225, Jr, 2V, Billings, MT (Senior)

	G	Ru	Yds	TD	Re	Yds	TD	UT	AT
2015	5	69	402	7	12	81	0	1	0
2014	13	97	487	8	15	169	0	7	5
2013	12	17	90	1	9	54	2	5	0

2015 Season Stats

FLC	*	14	44	2	2	11	0	1	0	
EWU	*	15	95	1	7	49	0	1	0	
CP	*	19	111	3	1	7	0	0	0	
NAU	*	13	84	1	2	14	0	0	0	
SAC	*	8	68	0	0	0	0	0	0	
PSU	*	13	59	0	4	70	0	0	0	
ETSU										
UND										
SUU										
ISU										
UM										

2014 Season Stats

ASU	2	8	0	0	0	0	0	2	0
BHSU	4	55	0	1	4	0	0	0	0
UCA	0	0	0	2	12	0	0	0	0
EWU	6	24	0	0	0	0	0	0	1
UND	2	4	0	1	9	0	0	0	0
SAC	2	6	0	2	7	0	0	0	0
UCD	2	14	0	0	0	0	0	0	0
WSU	12	62	1	0	0	0	1	0	0
CP	6	20	0	0	0	0	0	1	0
PSU	2	6	0	1	30	0	1	1	0
ISU	18	110	1	4	21	0	2	1	0
UM	17	67	1	2	44	0	0	1	0
SDSU	24	111	5	2	42	0	0	0	0

2013 Season Stats

MU	8	41	0	0	0	0
SMU	0	0	0	0	0	0
CMU	3	11	0	1	11	0
SFA	0	0	0	0	0	0
UND	4	22	0	2	19	1
NAU	0	0	0	0	0	0
WSU	0	0	0	0	0	0
UCD	1	3	0	2	2	1
UNC	0	0	0	0	0	0
EWU	0	0	0	1	9	0
SUU	1	13	1	2	9	0
UM	0	0	0	1	4	0

3 Justin Paige, WR

5-11, 166, Fr, HS, Katy, TX (Morton Ranch)

	G	Rec	Yds	TD	KR	Yds	TD
2015	6	6	285	2	1	25	0
2014	10	12	379	3			

2015 Season Stats

FLC	*	2	95	0	1	25	0
EWU	*	0	0	0	0	0	0
CP	*	0	0	0	0	0	0
NAU	*	2	104	2	0	0	0
SAC	*	1	45	0	0	0	0
PSU	*	1	41	0	0	0	0
ETSU							
UND							
SUU							
ISU							
UM							

2014 Season Stats

ASU	1	55	0
BHSU	3	67	1
UCA	Did not play		
EWU	0	0	0
UND	*	4	64
SAC	*	1	48
UCD	*	1	75
WSU	1	34	0
CP	0	0	0
PSU	Did not play		
ISU	Did not play		
UM	0	0	0
SDSU	*	1	36

5 Dakota Prukop, QB

6-2, 200, Jr, 2V, Austin, TX (Vandergrift)

	C-A-I	Pct	Yds	TD	Pass Eff	Rush	Yds	TD
2015	110-178-4	.618	1836	15	171.76	99	526	8
2014	171-263-6	.650	2,559	18	164.77	170	966	13
2013	0-0-0					0	0	0

2015 Season Stats

FLC	*14-24-0	.583	197	2		11	69	1
EWU	*29-46-1	.630	353	4		28	196	1
CP	*19-26-0	.731	399	3	240.02	9	36	0
NAU	*22-35-1	.623	399	4		21	54	1
SAC	*12-22-1	.545	277	1		16	69	2
PSU	*14-25-1	.560	211	1		14	102	3
ETSU								
UND								
SUU								
ISU								
UM								

2014 Season Stats

ASU	*14-26-2	.538	142	0		18	4	0
BHSU	*14-16-0	.875	202	2		13	176	3
UCA	*19-27-1	.704	289	1		18	90	2
EWU	*17-26-1	.654	248	4		17	68	1
UND	*17-24-0	.708	269	1		11	-18	0
SAC	*22-34-1	.647	348	5		16	140	3
UCD	*17-22-0	.739	361	4		3	24	1
WSU	*11-18-1	.611	160	0		18	60	0
CP	*10-18-1	.555	167	0		19	129	0
PSU	*10-16-0	.625	93	0		17	135	2
ISU	Did not play							
UM	Did not play							
SDSU	*19-36-0	.528	280	1		19	36	0

Tanner Roderick, WR

6-2, 205, Sr, 3V, Bozeman, MT (Nevada/Bozeman)

	G	Rec	Yds	TD	PAT	Ru	Pass
2015	2	1	25	0	0-0	0-0	0
2014	12	15	275	3	0-0	0-0	0
2013	8	12	146	0	2-2	1-1	2

2015 Season Stats

FLC	1	25	0	0-0	0-0	0
EWU	0	0	0	0-0	0-0	0
CP	Did not play					
NAU	Did not play					
SAC	Did not play					
PSU	Did not play					
ETSU						
UND						
SUU						
ISU						
UM						

2014 Season Stats

ASU	0	0	0	0-0-0	0	0
BHSU	1	33	0	0-0-0	0	0
UCA	0	0	0	0-0-0	0	0
EWU *	5	122	2	0-0-0	0	0
UND	Did not play					
SAC	1	18	0	0-0-0	0	0
UCD	3	33	0	0-0-0	0	0
WSU *	1	16	0	0-0-0	0	0
CP *	0	0	0	0-0-0	0	0
PSU	0	0	0	0-0-0	0	0
ISU	1	26	0	0-0-0	0	0
UM	3	27	0	0-0-0	0	0
SDSU	0	0	0	0-0-0	0	0

2013 Season Stats

MU	1	6	0	1-1	1
SMU	3	33	0	1-1	1
CMU	Did not play				
SFA	Did not play				
UND	0	0	0	0-0	0
NAU	Did not play				
WSU	Did not play				
UCD	0	0	0	0-0	0
UNC	0	0	0	0-0	0
EWU	4	55	0	0-0	0
SUU	2	29	0	0-0	0
UM	2	23	0	0-0	0

85 Beau Sandland, TE

6-6, 260, Sr, Tr/RS, Woodland Hills, CA (Miami/Pierce/Simi Valley)

	G	Rec	Yds	TD
2015	6	18	349	3
2014*	13	9	94	1

*-at Miami

2015 Season Stats

FLC	2	16	0
EWU	2	20	1
CP	5	156	2
NAU	5	68	0
SAC	2	70	0
PSU	2	19	0
ETSU			
UND			
SUU			
ISU			
UM			

90 Taylor Sheridan, DT

6-4, 285, Sr, 3V, Littleton, CO (Rock Canyon)

	G	UT	AT	TL	S	Int	PB	H	FR	FF	BK	S
2015	6	16	16	3.0	1.5	0	0	0	0	0	1	0
2014	13	27	23	5	2.5	0	2	2	0	3	0	0
2013	12	24	19	5.5	4.5	0	2	1	0	1	0	0
2012	11	4	4	0.5/1	0	0	0	0	1/0	0	0	0

2015 Season Stats

FLC	2	1	1.5	1.5	0	0	0	0	0	0	0	0
EWU	1	4	0.5	0	0	0	0	0	0	0	1	0
CP	3	7	0	0	0	0	0	0	0	0	0	0
NAU	4	2	0	0	0	0	0	0	0	0	0	0
SAC	3	0	1	0	0	0	0	0	0	0	0	0
PSU	3	2	0	0	0	0	0	0	0	0	0	0
ETSU												
UND												
SUU												
ISU												
UM												

2014 Season Stats

ASU	4	2	0	0	0	0	0	0	0	0	0	0
BHSU	2	0	0	0	0	0	0	0	0	0	0	0
UCA	2	1	0	0	0	0	0	0	0	0	0	0
EWU	2	1	1	0	0	1	0	0	1	0	0	0
UND	4	3	1	1	0	0	1	0	0	0	0	0
SAC	0	4	0.5	0.5	0	0	0	0	0	0	0	0
UCD	3	1	0	0	0	0	0	0	0	0	0	0
WSU	1	1	0	0	0	0	0	1	0	0	0	0
CP	2	3	0	0	0	0	0	0	0	0	0	0
PSU	2	3	0	0	0	0	0	0	0	0	0	0
ISU	3	1	1	1	0	0	0	0	0	1	0	0
UM	1	2	1.5	0	0	1	0	0	1	0	0	0
SDSU	0	0	0	0	0	0	0	0	0	0	0	0

2013 Season Stats

MU	2	2	1	1	0	0	0	0	0	0	0	0
SMU	0	0	0	0	0	0	0	0	0	0	0	0
CMU	7	4	2.5	1.5	0	0	0	0	0	0	0	0
SFA	2	1	0	0	0	0	0	0	0	0	0	0
UND	3	1	1	2	0	0	0	0	0	1	0	0
NAU	2	0	0	0	0	0	0	1	0	0	0	0
WSU	1	1	1	0	0	1	0	0	0	0	0	0
UCD	1	0	0	0	0	0	0	0	0	0	0	0
UNC	1	1	0	0	0	0	0	0	0	0	0	0
EWU	0	2	0	0	0	0	0	0	0	0	0	0
SUU	1	3	0	0	0	0	0	0	0	0	0	0
UM	4	4	0	0	0	1	0	0	0	0	0	0

2012 Season Stats

CSC	0	1	0	0	0	0	0	0	0	0	0	0
DU	0	1	0	0	0	0	0	0	0	0	0	0
SFA	1	1	0	0	0	0	0	0	0	0	0	0
UNC	0	1	0.5	0	0	0	0	0	0	0	0	0
SUU	Did not play											
UCD	Did not play											
EWU	0	0	0	0	0	0	0	0	0	0	0	0
UND	1	0	0	0	0	0	0	0	0	0	0	0
SAC	0	0	0	0	0	0	0	0	0	0	0	0
PSU	2	0	0	0	0	0	0	0	0	0	0	0
UM	0	0	0	0	0	0	0	0	0	0	0	0
SB	0	0	0	0	0	0	0	0	0	0	0	0
SHSU	0	0	0	0	0	0	0	0	0	0	0	0

87 Connor Sullivan, WR

6-4, 230, Fr, RS, Ennis, MT (Ennis)

2015

	Re	Yds	TD
FLC	2	20	0
EWU	2	30	0
CP	0	0	0
NAU	0	0	0
SAC	0	0	0
PSU	0	0	0
ETSU			
UND			
SUU			
ISU			
UM			

GAME #1

Montana State 45, Fort Lewis 14

Sept. 3 * Bobcat Stadium * Bozeman, MT (19,337)

	1	2	3	4	Score
Fort Lewis	0	0	7	7	14 (Record: 0-1)
Montana State	0	14	14	17	45 (Record: 1-0)

Scoring Summary:

2nd	04:24	MSU Chad Newell 1 yd run (Luke Daly kick), 10-58 4:49
	00:09	MSU Dakota Prukop 5 yd run (Luke Daly kick), 7-56 1:25
3rd	12:35	MSU Mitchell Herbert 1 yd pass from Dakota Prukop (Luke Daly kick), 6-63 2:25
	04:34	FLC J. Thompson 23 yd pass from Jordan Doyle (Kipp Castanha kick), 8-67 4:04
	02:17	MSU Mitchell Herbert 7 yd pass from Dakota Prukop (Luke Daly kick), 7-80 2:17
4th	14:31	MSU Chad Newell 2 yd run (Luke Daly kick), 5-25 1:16
	09:41	MSU Nick LaSane 14 yd pass from Jake Bleskin (Luke Daly kick), 7-38 3:27
	06:47	FLC Jordan Gillen 9 yd pass from Allen Thigpen (Kipp Castanha kick), 7-75 2:54
	02:39	MSU Luke Daly 47 yd field goal, 8-43 4:08

	FLC	MSU
FIRST DOWNS	17	23
RUSHES-YARDS (NET)	45-174	38-163
PASSING YDS (NET)	103	258
Passes Att-Comp-Int	17-9-1	32-20-0
TOTAL OFFENSE PLAYS-YARDS	62-277	70-421
Fumble Returns-Yards	0-0	0-0
Punt Returns-Yards	2-17	1--1
Kickoff Returns-Yards	6-83	3-82
Interception Returns-Yards	0-0	1-5
Punts (Number-Avg)	5-29.6	4-34.5
Fumbles-Lost	3-1	0-0
Penalties-Yards	6-71	8-75
Possession Time	30:57	29:03
Third-Down Conversions	4 of 13	8 of 16
Fourth-Down Conversions	1 of 3	2 of 2
Red-Zone Scores-Chances	2-2	6-6
Sacks By: Number-Yards	0-0	3-12

RUSHING: FLC-PJ Hall 20-75; Jordan Doyle 13-58; Allen Thigpen 5-29; G. Ogbonnaya 5-16; TEAM 1-0; J. Thompson 1-minus 4. **MSU**-Dakota Prukop 11-69; Chad Newell 14-44; Jayshawn Gates 1-26; Gunnar Brekke 4-20; Nick LaSane 4-4; Jake Bleskin 2-1; Tavon Dodd 2-minus 1.

PASSING: FLC-Jordan Doyle 7-14-1-50; Allen Thigpen 2-3-0-53. **MSU**-Dakota Prukop 14-24-0-197; Jake Bleskin 6-7-0-61; TEAM 0-1-0-0.

RECEIVING: FLC-J. Thompson 2-67; Mason Hatton 2-20; Allen Thigpen 2-3; Jordan Gillen 1-9; Austin Shaw 1-3; PJ Hall 1-1. **MSU**-Mitchell Herbert 4-28; Mitch Griebel 3-36; Justin Paige 2-95; Connor Sullivan 2-20; Beau Sandland 2-16; Chad Newell 2-11; Tanner Roderick 1-25; Nick LaSane 1-14; Gunnar Brekke 1-11; Tavon Dodd 1-2; John D'Agostino 1-0.

INTERCEPTIONS: FLC-None. **MSU**-Bryce Alley 1-5.

FUMBLES: FLC-Jordan Doyle 2-0; PJ Hall 1-1. **MSU**-None.

TACKLES (UA-A): FLC-K. Ontiveros 5-4; Daniel Walker 5-1; Joshua Roybal 4-1; Andrew Ike 3-1; Juan Hull 3-1; Austin Nelson 2-2; S. Polaumoeloa 2-2; Shane Nelson 3-0; Amery Duncan 3-0; Dalton Lane 2-0; Isiah Mayberry 1-1; OJ Thompson 0-2; Kipp Castanha 1-0; Maomao Niko 1-0; Cory Witt 1-0; Preston Geib 1-0; M. Benabides 1-0; Kohlton Tegeler 1-0; Ben Hanks 0-1; A. Whitehead 0-1; Theo Chambers 0-1. **MSU**-Mac Bignell 7-0; Grant Collins 5-0; Bryson McCabe 5-0; Zach Hutchins 4-0; Tyrone Fa'anono 3-0; Fletcher Collins 3-0; Robert Walsh 3-0; Taylor Sheridan 2-1; Shiloh LaBoy 2-1; DeMonte King 2-1; Nate Bignell 2-1; Logan Jones 2-0; Matt Brownlow 2-0; Marcus Tappan 1-1; Trace Timmer 1-1; Jessie Clark 1-0; Noah James 1-0; Bryson Keeton 1-0; Chad Newell 1-0; Desman Carter 1-0; Bryce Alley 1-0; Tucker Yates 0-1; Joe Naotala 0-1.

SACKS (UA-A): FLC-None. **MSU**-Taylor Sheridan 1-1; Shiloh LaBoy 0-1; Zach Hutchins 1-0.

Stadium: Bobcat Stadium **Attendance:** 19367
Kickoff time: 7:07 pm **End of Game:** 10:28 pm **Elapsed time:** 3:19 hrs
Officials--Referee: Jeff Rink; Umpire: Chuck Butterfield; Linesman: Rob Guerin; Line judge: Jeff Isham; Back judge: Chris Hawkes; Field judge: Brent Bauman; Side judge: Matt Williams; Replay: Bruce Palmer
Temperature: 71 F **Wind:** WNW 0-10 **Weather:** partly cloudy, mild



Game Recap

It's not the start but the finish that's important in college football.

After a sluggish beginning, Montana State started pouring it on late in the second quarter and went on to a 45-14 win over visiting Fort Lewis College on Thursday night.

The game remained scoreless until the 11th-ranked Bobcats broke the ice with just under 4½ minutes before halftime. With the offense struggling, MSU got a spark by going for it on 4th down. Dakota Prukop, benefiting from a key block by Chad Newell, gained 9 yards on a quarterback keeper to move the chains. Moments later, Newell himself found the end zone on a 1-yard burst behind the power blocking of left tackle John Weidenaar and left guard JP Flynn. The Gold Rush

crowd of 19,367, the ninth largest attendance in MSU history, was finally happy.

The Bobcats got the ball back just before the half, and with 9 seconds to go, Prukop ramblined in from 5 yards to make it 14-0 midway through the season-opening game for both teams.

Prukop led MSU with 69 yards on the ground on 11 carries. The junior also completed 14 of 24 passes for 197 yards. He opened the third quarter by hitting a streaking Justin Paige for a 49-yard gain. That play set up a 1-yard scoring strike to Mitchell Herbert.


Fort Lewis finally got on the scoreboard when Jordan Doyle hit Juquelle Thompson from 23-yards out, but Prukop and Paige got together for a 46-yard bomb which led to another touchdown catch by Herbert, this time from 7 yards, to make it 28-7. Herbert hauled in a game-high four balls while Paige's 95 receiving yards topped both teams.

Near the end of the third quarter, safety Desmond Carter, who transferred to MSU after Alabama-Birmingham dropped football after the 2014 season, forced a fumble that cornerback Trace Timmer recovered. This led to an early fourth-quarter scoring run by Newell that covered 2 yards. On the night, Newell totaled 44 yards on 14 totes.

The MSU defense came through again after Newell's score. An apparent fumble recovery by defensive end Shiloh LaBoy was overturned after a lengthy video review, but on the very next play, Bryce Alley stepped in front of a Doyle pass. The sophomore's first career interception led to a scoring pass from Bobcat



backup Jake Bleskin to Nick LaSane that covered 14 yards. This put MSU up 42-7 with just under 10 minutes to play. Fort Lewis backup quarterback Allen Thigpen closed out the Skyhawks' scoring with an 18-yard strike to Jordan Gillen. MSU's final score came on a career-long field goal of 47 yards by Luke Daly. On the night, MSU totaled 421 yards to FLC's 277, a sharp contrast to the 2010 season-opener in which the Bobcats gained 532 yards to the Skyhawks' 238 in what was a 59-10 beating. However, only 14,117 witnessed that one.



GAME #2

Eastern Wash. 55, Montana State 50 September 19 * Roos Field * Cheney, WA (10,912)

	1	2	3	4	Score	
Montana State	7	10	14	19	50	Record: (1-1)
Eastern Washington	21	13	14	7	55	Record: (1-2)

Scoring Summary:

1st	13:16	EWU Jabari Wilson 31 yd run (Tyler McNannay kick), 2-34 0:27
	07:26	EWU Zach Wimberly 1 yd pass from Jordan West (Tyler McNannay kick)
	05:27	MSU Jayshawn Gates 28 yd run (Luke Daly kick), 6-80 1:59
	04:44	EWU Nic Sblendorio 78 yd pass from Jordan West (Tyler McNannay kick), 3-82 0:43
2nd	11:27	EWU Cooper Kupp 5 yd pass from Jordan West (Tyler McNannay kick), 4-71 1:08
	05:56	MSU Beau Sandland 14 yd pass from Dakota Prukop (Luke Daly kick), 14-72 5:31
	03:28	EWU Cooper Kupp 38 yd pass from Jordan West (Tyler McNannay kick blocked), 5-75 2:28
	00:17	MSU Luke Daly 24 yd field goal, 10-63 3:11,
3rd	08:24	MSU Mitchell Herbert 30 yd pass from Dakota Prukop (Luke Daly kick), 6-68 1:56
	06:26	EWU Jabari Wilson 2 yd run (Tyler McNannay kick), 5-75 1:58
	03:07	MSU Gunnar Brekke 22 yd pass from Dakota Prukop (Luke Daly kick), 9-84 3:19
	01:04	EWU Kendrick Bourne 35 yd pass from Jordan West (Tyler McNannay kick), 4-38 2:03
4th	14:10	MSU Dakota Prukop 2 yd run (Luke Daly kick), 8-63 1:54
	12:47	EWU Cooper Kupp 34 yd pass from Jordan West (Tyler McNannay kick), 4-66 1:23
	07:35	MSU Chad Newell 1 yd run (Dakota Prukop pass failed), 12-86 5:12
	04:13	MSU Mitchell Herbert 21 yd pass from Dakota Prukop (C.Newell rush failed), 8-67 2:43

	MSU	EWU
FIRST DOWNS	40	18
RUSHES-YARDS (NET)	57-365	33-257
PASSING YDS (NET)	353	410
Passes Att-Comp-Int	47-29-1	24-21-0
TOTAL OFFENSE PLAYS-YARDS	104-718	57-667
Fumble Returns-Yards	0-0	0-0
Punt Returns-Yards	1-0	2-12
Kickoff Returns-Yards	6-83	3-50
Interception Returns-Yards	0-0	1-0
Punts (Number-Avg)	3-46.7	3-39.0
Fumbles-Lost	2-0	1-1
Penalties-Yards	6-26	2-15
Possession Time	38:02	21:58
Third-Down Conversions	7 of 17	6 of 11
Fourth-Down Conversions	3 of 5	1 of 1
Red-Zone Scores-Chances	5-6	3-4
Sacks By: Number-Yards	1-5	1-6

RUSHING: MSU-Dakota Prukop 28-196; Chad Newell 15-95; Gunnar Brekke 12-47; Jayshawn Gates 1-28; Nick LaSane 1-minus 1. EWU-Jabari Wilson 17-188; Malcom Williams 3-55; Sam McPherson 5-18; Team 2 - -2; Jordan West 6 - -2.

PASSING: MSU-Dakota Prukop 29-46-1-353; TEAM 0-1-0-0. EWU-Jordan West 21-24-0-410.

RECEIVING: MSU-Mitch Griebel 7-77; Chad Newell 7-49; Mitchell Herbert 5-83; Gunnar Brekke 3-51; Connor Sullivan 2-30; Austin Barth 2-28; Beau Sandland 2-20; Jayshawn Gates 1-15. EWU-Cooper Kupp 12-201; Kendrick Bourne 4-82; Nic Sblendorio 3-120; Zach Wimberly 2-7.

INTERCEPTIONS: MSU-None. EWU-Nzuzi Webster 1-0.

FUMBLES: MSU-Dakota Prukop 2-0. EWU-Malcom Williams 1-1.

SACKS (UA-A): MSU-Connor Thomas 1-0. EWU-Kurt Calhoun 1-0.

TACKLES (UA-A): MSU-Mac Bignell 4-7; Grant Collins 3-4; Fletcher Collins 1-6; Bryson Keeton 3-2; Taylor Sheridan 1-4; Zach Hutchins 2-2; DeMonte King 3-0; Devin Jeffries 3-0; Khari Garcia 2-1; Bryce Alley 2-1; Tyrone Fa'anono 2-0; Gunnar Brekke 2-0; Desman Carter 1-1; Chad Newell 1-0; Noah James 1-0; Connor Thomas 1-0; Tre'von Strong 1-0; West Wilson 0-1; Tucker Yates 0-1; Nate Bignell 0-1; Joey Michael 0-1. EWU-Alek Kacmarcik 8-10; Miqiyah Zamora 5-5; Zach Bruce 5-5; Kurt Calhoun 3-5; Miles Weatheroy 6-1; Victor Gamboa 5-2; Cole Karstetter 1-6; Nzuzi Webster 0-6; Mitch Fettig 2-1; D'londo Tucker 2-1; Nick Foerstel 2-1; Rashad Wadood 2-1; Andre Lino 2-1; Matthew Sommer 0-3; Ketrner Kupp 1-1; Jim Townsend 1-1; Kaleb Levao 1-1; Keenan Williams 0-2; Jay-Tee Tiuli 0-2; Conner Baumann 0-2; Marcus Saugen 1-0; Jake Hoffman 1-0; Samson Ebukam 1-0; Jakob Stoll 1-0; Zach Wimberly 1-0; Josh Lewis 1-0; Tyler McNannay 0-1; Terence Grady 0-1; Monike Sarte 0-1.

Stadium: Roos Field **Attendance:** 10912

Kickoff time: 1:10 pm **End of Game:** 4:35 pm **Elapsed time:** 3:25

Officials--Referee: Kelly Holman; **Umpire:** John Schindler; **Linesman:** Craig

Orbanosky; **Line judge:** Mark Koch; **Back judge:** Phil Solis; **Field judge:**

Mike McDaid; **Side judge:** Jeffrey Young.

Temperature: 70 **Wind:** SSW13mph **Weather:** Mostly Sunny

Game Recap

Nzuzi Webster intercepted a Dakota Prukop pass with eight seconds left, allowing Eastern Washington to hold on to a dizzying 55-50 win Saturday afternoon.

Montana State's only turnover of the day capped a contest featuring a combined 1,385 yards, 58 first downs and 105 points. Prukop accounted for 549 yards himself, second-most in school history. But at the end of the day, the interception and a couple of early stops carried the day for Eastern Washington's defense.

"We win together and we lose together," Bobcat coach Rob Ash said after Eastern Washington's fourth straight win over his squad. "That's how we do things in this program. I was proud of the resolve and resilience we showed. The guys never gave up."

There were opportunities aplenty. The Eagles led from their first drive, and the cushion was as many as 20 points, 34-14, with three minutes to play in the first half. But a late second-quarter field goal by Luke Daly, and a defensive stop followed by a 30-yard Prukop-to-Mitchell Herbert touchdown early in the third quarter turned the tide. The Eastern Washington lead was never again 20, and when Herbert made a sensational one-handed catch with 4:13 to play the Cats drew to within five, 55-50.

After a slow start – "It was the same thing as against Fort Lewis (16 days earlier)," he said, "we just didn't click early" in the game – Prukop got rolling. He finished the day with 196 rushing yards, the most ever by a Bobcat quarterback and just 13 yards from the MSU single-game top 10 list. He threw for 353 yards and four touchdowns.

Ash lauded the play of his junior quarterback. "I thought he was a great player the whole day," Ash said. "As the game went along he threw caution to the wind and knew we had to keep scoring points as a team."

EWU quarterback Jordan West threw for 410 yards and six touchdowns, with nearly half the yards (201) and half the scores (three) going to sensational junior receiver Cooper Kupp. Jabari Wilson rushed for 188 yards and two touchdowns, one of them a 62-yarder. The Eagles gained 257 yards on the ground.

Prukop was not MSU's only offensive star. Newell rushed for 95 yards and a touchdown, and caught seven passes for 49 yards. Mitchell Herbert caught five balls for 83 yards.

The game reached its first crossroads early. Prukop gained seven yards on MSU's first play from scrimmage, and after an incompletion the Cats faced a third-and-three. Running back Chad Newell gained a yard on third down, setting up a fourth-and-two. MSU elected to go for it on fourth-and-two, but Newell was stopped short.

On Eastern's second play Jabari Wilson scampered 31 yards for a touchdown. The Eagles led 7-0.

The second series offered much the same. The Cats drove the EWU's 10-yard line, and facing a fourth-and-three the offense remained on the field. Again MSU was stymied, and Eastern scored on the fifth play of its next drive. Kyle Wimberly caught a one-yard pass from Jordan West, but the drive's key play was a 61-yard run by Wilson.

The Bobcat offense kept the game close, marching 80 yards in six plays to light the scoreboard. Jayshawn Gates wove his way through the Eagles defense for a 19-yard score. MSU also engineered a 14-play, 72-yard drive capped on a 14-yard fourth-down pass from Prukop to Beau Sandland. But Eastern used a 78-yard touchdown pass from West to Nic Sblendorio and a 71-yard, five-play drive and a 34-14 EWU lead.

MSU's offense again answered with a drive, moving from its own 30 inside the Eagles 10. Facing a second-and-goal, though, Prukop threw an incompletion and then fumbled the snap, and the Cats settled for a 25-yard field goal from Luke Daly to leave the score 34-17 at the intermission. Eastern churned out 398 first-half yards, but the two fourth-down stops stood as the difference.

Ash said that running five fourth-down plays on offense was a matter of playing percentages. "We felt we needed to extend possessions," he said. "That was going to give us the best chance to win the game."



GAME #3

Montana State 45, Cal Poly 28

September 26* Bobcat Stadium * Bozeman, MT (19,707)

	1	2	3	4	Score	
Central Arkansas	0	6	7	20	33	Record: (1-2)
Montana State	10	13	14	6	43	Record: (2-1)

Scoring Summary:

1st	10:12	MSU Chad Newell 1 yd run (Luke Daly kick), 11-65 4:48
	05:25	MSU Chad Newell 4 yd run (Luke Daly kick), 6-75 2:13
	03:11	MSU Jayshawn Gates 88 yd pass from Dakota Prukop (Luke Daly kick), 1-88 0:13
	01:33	CP Joe Protheroe 36 yd run (Stephen Pyle kick), 5-78 1:38
2nd	14:50	MSU Beau Sandland 63 yd pass from Dakota Prukop (Luke Daly kick), 4-81 1:43
	09:34	CP Willie Tucker 22 yd pass from Chris Brown (Stephen Pyle kick), 13-75 5:16
	04:06	MSU Luke Daly 33 yd field goal, 12-59 5:28
	00:23	CP Kori Garcia 6 yd run (Stephen Pyle kick), 12-65 3:43
3rd	10:38	MSU Beau Sandland 13 yd pass from Dakota Prukop (Luke Daly kick), 8-72 3:20
	03:44	MSU Chad Newell 13 yd run (Luke Daly kick), 7-65 2:49
4th	12:49	CP Jordan Hines 12 yd pass from Chris Brown (Stephen Pyle kick), 16-75 5:55

	CP	MSU
FIRST DOWNS	25	26
RUSHES-YARDS (NET)	66-356	44-203
PASSING YDS (NET)	50	399
Passes Att-Comp-Int	15-6-0	26-19-0
TOTAL OFFENSE PLAYS-YARDS	81-406	70-602
Fumble Returns-Yards	0-0	0-0
Punt Returns-Yards	0-0	1-0
Kickoff Returns-Yards	4-84	4-58
Interception Returns-Yards	0-0	0-0
Punts (Number-Avg)	3-47.7	0-0-0
Fumbles-Lost	1-0	0-0
Penalties-Yards	1-5	1-12
Possession Time	28:44	31:16
Third-Down Conversions	10 of 19	10 of 14
Fourth-Down Conversions	4 of 6	1 of 2
Red-Zone Scores-Chances	2-2	5-5
Sacks By: Number-Yards	1-8	0-0

RUSHING: CP-Joe Protheroe 27-156; Kori Garcia 19-114; Chris Brown 12-58; Jared Mohamed 5-16; Alex Sucheski 2-6; DJ Peluso 1-6. **MSU**-Chad Newell 19-111; Dakota Prukop 9-36; Gunnar Brekke 7-26; Jayshawn Gates 2-14; Trevor Bolton 1-12; Tavon Dodd 3-10; Mitch Griebel 1-minus 2; TEAM 2-minus 4.

PASSING: CP-Chris Brown 6-15-0-50. **MSU**-Dakota Prukop 19-26-0-399.

RECEIVING: CP-Kori Garcia 2-7; Willie Tucker 1-22; Jordan Hines 1-12; DJ Peluso 1-11; Joe Protheroe 1-minus 2. **MSU**-Mitch Griebel 6-67; Beau Sandland 5-156; Mitchell Herbert 3-48; Jayshawn Gates 2-96; Austin Barth 1-16; Gunnar Brekke 1-9; Chad Newell 1-7.

INTERCEPTIONS: CP-None. **MSU**-None.

FUMBLES: CP-Jared Mohamed 1-0. **MSU**-None.

SACKS (UA-A): CP-R.J. Mazolewski 1-0. **MSU**-None.

TACKLES (UA-A): CP-Tu'uta Inoke 5-6; B. De Koning 5-2; B.J. Nard 3-4; J. Gigantino 5-1; R.J. Mazolewski 3-3; Logan Mayes 3-2; Karlton Dennis 3-2; Kaulin Blair 3-1; Kevin Griffin 2-1; Kelly Shepard 2-1; Charlie Davis 1-1; M. Paige-Allen 0-2; Colin Dzubnar 1-0; Fernando Cabico 0-1; Chris Santini 0-1; Jason Patterson 0-1; Kevin Porche 0-1; Jordan Hines 0-1; Clayton Hibbert 0-1. **MSU**-Khari Garcia 9-3; Mac Bignell 4-6; Taylor Sheridan 3-7; Grant Collins 4-5; Tucker Yates 2-5; Marcus Tappan 5-1; Blake Braun 4-2; Fletcher Collins 2-4; Devin Jeffries 1-4; Desman Carter 3-1; Nate Bignell 2-1; Tyrone Fa'anono 0-3; DeMonte King 0-3; Connor Thomas 0-2; West Wilson 1-0; Jessie Clark 1-0; Luke Daly 1-0; Noah James 0-1; Logan Jones 0-1; Joey Michael 0-1.

Stadium: Bobcat Stadium **Attendance:** 19707

Kickoff time: 1:37 pm **End of Game:** 4:25 pm **Elapsed time:** 2:58 hrs

Officials--Referee: Scott Root; Umpire: Will Robbins; Linesman: Sean Burrow; Line judge: Justin Robinson; Back judge: C. Storey; Field judge: Daniel Wilkins; Side judge: Dan Andreason; Replay Official: Clair Gausman.
Temperature: 73 F **Wind:** N 5-15 **Weather:** partly cloudy, warm



Montana State's all-time top four rushing yards leaders (left to right): Wayne Edwards (9th), Cody Kirk (2nd), Ryan Johnson (1st), Steve Kracher (3rd), and the legendary Iron Tumbleweed Don Hass (4th).

Game Recap

Dakota Prukop threw for 399, leading Montana State to touchdowns on its first four drives of the game as the Bobcats raced away from 20th-ranked Cal Poly 45-28 in each school's Big Sky opener Saturday in Bozeman.

Prukop's career-high passing total included an 88-yard strike to Jayshawn Gates – the third-longest pass play in MSU and Bobcat Stadium history – and a 63-yarder to Beau Sandland. Chad Newell added 111 rushing yards, and scored three touchdowns.

But the story of the day was a shuffled Bobcat defensive line and a simplified game plan. “We had literally on play call the entire game” on defense, said Taylor Sheridan. “It was just line up, hit your responsibility, and play as hard as you can.”

The senior team captain moved from tackle to end in MSU's alignment so “they couldn't double me.” He logged 10 tackles on the afternoon, the most in his career against a Division I opponent. The presence of redshirt freshman Tucker Yates in the middle, Sheridan said, made a difference. “You can't move him.”


The Bobcats took control of the game early. Prukop marched the Cats 65 yards for a touchdown on the game's first drive, with Newell scoring from one yard out. After the Bobcats forced a Cal Poly punt on the ensuing possession, MSU drove for another touchdown. Newell plunged in from four yards for the score, but the drive's big play was a 53-yard Prukop-to-Beau Sandland pass.

With a 14-0 lead in hand, Montana State stepped on the gas. After forcing a third Mustang drive in as many possessions, Prukop found Jayshawn Gates stunningly alone behind the Cal Poly secondary for an 88-yard touchdown. “That's our bread-and-butter deep shot,” Prukop said. “Jayshawn is a fast dude.”

Although Cal Poly answered with a score – which came on a 36-yard run by bulldozer fullback Joe Protheroe, who finished with 156 yards – the Prukop-to-Gates bomb effectively ended the competitive portion of the game. The Mustangs never cut the deficit below 10 points, and never scored on consecutive possessions – which the Cats did in both the first and third quarters.

The Bobcats rolled up 602 yards of total offense, which included 203 rushing yards. Cal Poly rumbled for 356 on the ground, but could find no balance whatsoever. The Cats limited the Mustangs to 50 yards passing, six completions, and just three passing first downs.

Montana State raised its record to 2-1 on the season and 1-0 in Big Sky play, in the process snapping a six-game losing streak against nationally-ranked opponents. Cal Poly falls to 1-2, 0-1. Montana State visits Northern Arizona next week, while the Mustangs host Idaho State.



GAME #4

Northern Arizona 49, Montana State 41

October 3 * Walkup Skydome * Flagstaff, AZ (26, 143)

	1	2	3	4	Score	
Eastern Washington	14	13	10	15	52	Record: (3-1)
Montana State	23	7	14	7	51	Record: (2-2)

Scoring Summary:

1st	13:02	NAU Alex Holmes 3 yd pass from Case Cookus (Ryan Hawkins kick), 6-75 1:58
	09:02	MSU Chad Newell 1 yd run (Luke Daly kick), 9-75 4:00
	00:44	NAU Dejzon Walker 28 yd pass from Case Cookus (Ryan Hawkins kick), 7-52 2:35
2nd	12:53	MSU Dakota Prukop 1 yd run (Luke Daly kick), 8-75 2:51
	06:24	NAU Emmanuel Butler 2 yd pass from Case Cookus (Ryan Hawkins kick), 8-86 2:26
	00:13	NAU Casey Jahn 1 yd run (Ryan Hawkins kick), 10-93 1:58
3rd	08:10	NAU Casey Jahn 6 yd run (Ryan Hawkins kick), 7-68 2:28
	06:47	NAU RJ Rickert 10 yd pass from Alex Holmes (Ryan Hawkins kick), 4-71 1:11
	03:10	MSU Justin Paige 64 yd pass from Dakota Prukop (Prukop pass failed), 6-75 3:37
4th	10:57	NAU Alex Holmes 22 yd pass from Case Cookus (Ryan Hawkins kick), 7-40 2:30
	05:58	MSU Mitch Griebel 13 yd pass from Dakota Prukop (Luke Daly kick), 10-75 4:59
	03:27	MSU Gunnar Brekke 85 yd pass from Dakota Prukop (Prukop pass failed), 3-88 0:50
	01:49	MSU Justin Paige 40 yd pass from Dakota Prukop (Jayshawn Gates rush), 5-80 1:06

	MSU	NAU
FIRST DOWNS	25	20
RUSHES-YARDS (NET)	44-173	42-252
PASSING YDS (NET)	399	254
Passes Att-Comp-Int	35-22-1	25-19-0
TOTAL OFFENSE PLAYS-YARDS	79-572	67-506
Fumble Returns-Yards	0-0	0-0
Punt Returns-Yards	2-5	0-0
Kickoff Returns-Yards	2-49	2-35
Interception Returns-Yards	0-0	1-1
Punts (Number-Avg)	3-32.3	5-52.0
Fumbles-Lost	1-0	0-0
Penalties-Yards	8-37	10-116
Possession Time	35:40	24:20
Third-Down Conversions	10 of 18	3 of 11
Fourth-Down Conversions	2 of 4	1 of 1
Red-Zone Scores-Chances	3-3	5-5
Sacks By: Number-Yards	2-4	1-12

RUSHING: Montana State-Chad Newell 13-84; Dakota Prukop 21-54; Gunnar Brekke 8-22; Trevor Bolton 1-8; Jayshawn Gates 1-5. **Northern Arizona**-Casey Jahn 24-175; Corbin Jountti 8-68; Case Cookus 7-15; TEAM 3-minus 6.

PASSING: Montana State-Dakota Prukop 22-35-1-399. **Northern Arizona**-Case Cookus 18-24-0-244; Alex Holmes 1-1-0-10.

RECEIVING: Montana State-Beau Sandland 5-68; Mitch Griebel 4-61; Gunnar Brekke 3-101; Mitchell Herbert 3-42; Justin Paige 2-104; Chad Newell 2-14; Austin Barth 2-9; Jayshawn Gates 1-0. **Northern Arizona**-Alex Holmes 7-72; Emmanuel Butler 5-72; RJ Rickert 3-16; Dejzon Walker 2-29; Kendyl Taylor 1-43; J. Baldwin 1-22.

INTERCEPTIONS: Montana State-None. **Northern Arizona**-Eddie Horn 1-1.

FUMBLES: Montana State-Dakota Prukop 1-0. **Northern Arizona**-None.

SACKS (UA-A): Montana State-Grant Collins 1-0; Tyrone Fa'anono 1-0. **Northern Arizona**-Delvin Batiste 1-0.

TACKLES (UA-A): Montana State-Mac Bignell 4-4; Grant Collins 4-3; Taylor Sheridan 4-2; Desman Carter 2-4; Bryson Keeton 5-0; Fletcher Collins 3-2; Blake Braun 2-2; Khari Garcia 2-2; Tucker Yates 1-3; DeMonte King 3-0; Tyrone Fa'anono 1-2; Tre'von Strong 1-1; Marcus Tappan 1-1; Connor Thomas 0-2; Devin Jeffries 0-2; Joey Michael 1-0; Brandon Brown 0-1; Robert Wilcox 0-1; Zach Hutchins 0-1; Jessie Clark 0-1. **Northern Arizona**-Jake Thomas 3-6; Eddie Horn 8-0; Josh Bamrick 3-5; Marcus Alford 6-1; Darius Lewis 4-2; LeAndre Vaughn 4-2; Maurice Davison 3-2; Jake Casteel 3-1; John Herrero 1-3; Keith Graham 1-2; Deon Young 1-2; Delvin Batiste 2-0; Lorenzo Melvin 1-1; Derik Hall 1-1; Andrew Gose 1-1; Billy McEwen 1-1; Abe Thompson 1-0; Javere Smith 1-0; Neal Murphy 0-1; Zach McDonnell 0-1.

Stadium: Walkup Skydome **Attendance:** 9431
Kickoff time: 4:05 PM **End of Game:** 7:11 pm **Elapsed time:** 3:06
Officials--Referee: Bruce Bondi; Umpire: Will Robbins; Linesman: Sean Burrow; Line judge: Brian Davis; Back judge: Scott Zellmer; Field judge: Mike Bezner; Side judge: Richard Hanna;
Temperature: Indoors

Game Recap

The hole was too deep. Montana State fell behind by four touchdowns early in the fourth quarter, but in spite of a furious comeback lost 49-41 to Northern Arizona in Flagstaff on Saturday. The teams combined for over 1,000 yards, 453 accounted for by Bobcat quarterback Dakota Prukop, in a game controlled by NAU throughout, until the late fireworks threw the outcome into doubt.

"I'm proud of the way the guys kept playing and kept fighting and never gave up," said Bobcat coach Rob Ash, "but we just can't dig ourselves that deep a hole. Having to rely on a lot of crazy things happening makes it too difficult a job."

Trailing 49-20 with just under 11 minutes left, the Bobcats went to work. Mitch Griebel scored the first touchdown of his career, a 13-yard pass from Dakota Prukop with 5:58 to play and after accepting a punt for only the third time all day the Cats struck quickly. Prukop found Gunnar Brekke on an 85-yard pass for a touchdown to cut the score to 49-33. And less than two minutes later, Prukop and Justin Paige connected for the second time on the day, and suddenly MSU trailed 49-41. But a failed on-side kick attempt and NAU's victory formation ended MSU's day.

Prukop wasn't surprised by his team's furious, if ill-fated, comeback. "We have a really mature, really resilient offense," he said. "I thought the O-line did an extremely good job (continuing to compete) the entire game. But things were thrown off the times we didn't execute."

Northern Arizona took control of the game early. The Lumberjacks marched 75 yards in the game's first 1:58 to grab a 7-0 lead. Cookus completed all five of his passes on that drive, including two that covered 58 yards to Butler.

The Bobcats answered with a 75-yard drive, with Prukop turning a 3rd-and-8 into a first down with his legs and a 4th-and-2 into a first down with a pass to Gunnar Brekke. Newell's one-yard run tied the game. After an exchange of punts, and another from MSU, Cookus hit Dejzon Walker on a 32-yard scoring strike.

Montana State followed suit, moving 75 yards for a score. Newell gained 32 yards on the drive, but Prukop scored on a fourth-down, one-yard run to tie it again. But the half's final 10 minutes belonged to Northern Arizona.

After forcing an MSU punt, Cookus capped an 86-yard drive with a two-yard pass to Butler. Then, after another Bobcat punt pinned NAU at its own 7, the Lumberjacks scored just before halftime. Jahn's 45-yard run on the first play set up his own one-yard run later. NAU led 28-14 at the half.

MSU defensive tackle Taylor Sheridan said that uncharacteristic mistakes hindered MSU. "We just didn't play Bobcat defense," he said. "That's what it comes down to. We did a lot of stupid things."

The Bobcats fall to 2-2 with the loss, 1-1 in Big Sky play. NAU is now 3-2, 1-1. The Cats host Sacramento State next Saturday at 5 pm.



GAME #5

Montana State 35, Sacramento State 13 October 10 * Bobcat Stadium * Bozeman, MT (219,407)

	1	2	3	4	Score
Sacramento State	7	3	3	0	13 (Record: 1-5,0-3)
Montana State	14	7	7	7	35 (Record: 3-2,2-1)

Scoring Summary:

1st	14:23	MSU Mitchell Herbert 79 yd pass from Dakota Prukop (Luke Daly kick), 2-83 0:37
	11:42	MSU Justin Paige 9 yd run (Luke Daly Kick), 7-74 2:17
	06:02	SAC Nnamdi Agude 23 yd pass from Kolney Cassel (Brad Cornish kick), 5-65 1:25
2nd	09:01	SAC Brad Cornish 30 yd field goal, 12-70 4:28
	02:43	MSU Dakota Prukop 3 yd run (Luke Daly kick), 7-86 2:44
3rd	04:45	SAC Brad Cornish 22 yd field goal, 16-80 6:51
	02:01	MSU Gunnar Brekke 8 yd run (Luke Daly kick), 6-75 2:44
4th	10:23	MSU Dakota Prukop 1 yd run (Luke Daly kick), 10-85 4:39

	SAC	MSU
FIRST DOWNS	22	19
RUSHES-YARDS (NET)	41-152	38-233
PASSING YDS (NET)	233	277
Passes Att-Comp-Int	39-21-0	22-12-1
TOTAL OFFENSE PLAYS-YARDS	80-385	60-510
Fumble Returns-Yards	0-0	0-0
Punt Returns-Yards	2-8	3-10
Kickoff Returns-Yards	3-50	1-17
Interception Returns-Yards	1-0	0-0
Punts (Number-Avg)	6-41.8	5-45.4
Fumbles-Lost	2-0	1-0
Penalties-Yards	7-61	7-64
Possession Time	35:01	24:59
Third-Down Conversions	7 of 19	4 of 11
Fourth-Down Conversions	0 of 1	1 of 2
Red-Zone Scores-Chances	2-3	4-4
Sacks By: Number-Yards	1-12	3-16

RUSHING: SAC-Jordan Robinson 17-108; J. Reddick 6-21; Hunter Rockwell 8-20; N. Ketteringham 6-18; TEAM 2-minus 4; Kolney Cassel 2-minus 11. **MSU-Dakota Prukop** 16-69; Chad Newell 8-68; Gunnar Brekke 5-61; Jayshawn Gates 2-15; Justin Paige 1-9; Nick LaSane 4-9; Tavon Dodd 1-2; TEAM 1-0.

PASSING: SAC-Kolney Cassel 16-30-0-193; N. Ketteringham 5-9-0-40. **MSU-Dakota Prukop** 12-22-1-277.

RECEIVING: SAC-Nnamdi Agude 4-63; Shane Harrison 4-40; Isiah Hennie 3-25; John Cortez 3-19; Aaron Maher 2-23; Jordan Robinson 2-17; Justin Cox 1-28; John McGill 1-12; Hunter Rockwell 1-6. **MSU-Mitchell Herbert** 4-115; Mitch Griebel 4-37; Beau Sandland 2-70; Justin Paige 1-45; Gunnar Brekke 1-10.

INTERCEPTIONS: SAC-James Ferraro 1-0. **MSU-None.**

FUMBLES: SAC-Isiah Hennie 1-0; Kolney Cassel 1-0. **MSU-Mitch Griebel** 1-0.

SACKS (UA-A): SAC-George Obinna 1-0. **MSU-Nate Bignell** 0-1; **Jessie Clark** 0-1; Tyrone Fa'anono 1-0; Zach Hutchins 1-0.

TACKLES (UA-A): SAC-Darnell Sankey 2-7; Manoah Pearson 4-3; Scott-Anderson 4-2; Austin Clark 3-1; George Obinna 3-1; Anthony Payne 3-0; Joey Banks 3-0; Josh Armstrong 2-1; Wyatt Ming 2-1; Peter Nomu 1-2; Elijah Wallace 1-1; J. Reddick 1-0; Antonio Hayes 1-0; Nicholas Payne 1-0; Josh Latham 1-0; Marcus Bruce 1-0; JJ Castillo 0-1. **MSU-Mac Bignell** 9-2; Grant Collins 4-4; Blake Braun 6-0; Tyrone Fa'anono 4-2; DeMonte King 4-0; Tre'von Strong 3-0; Khari Garcia 3-0; Marcus Tappan 3-0; Taylor Sheridan 3-0; Tucker Yates 2-1; Jessie Clark 1-2; Desman Carter 2-0; Bryson Keeton 2-0; Zach Hutchins 2-0; Nate Bignell 0-2; Trace Timmer 1-0; West Wilson 1-0; Nick LaSane 1-0; Logan Jones 1-0; Brandon Brown 1-0; Curtis Amos 0-1; Robert Wilcox 0-1; Joey Michael 0-1.

Stadium: Bobcat Stadium **Attendance:** 19407

Kickoff time: 5:10 pm **End of Game:** 8:17 pm **Elapsed time:** 3:07 hrs
Officials-Referee: Jim Crowley; **Umpire:** Roger Stewart; **Linesman:** Bret Shaw; **Line judge:** Rob Quello; **Back judge:** Tad Campbell; **Field judge:** Mark Jones; **Side judge:** Jeff Appelbaum; **Replay:** Jim LaBorde
Temperature: 82F **Wind:** SSW 5-20 **Weather:** sunny, warm



Game Recap

Using a balanced attack, Montana State methodically took care of business Saturday night, turning away Sacramento State 35-13 under the lights in Bozeman.

The 18th-ranked Bobcats rushed for 234 yards and threw for an additional 277 while holding the Hornets to just 385 total yards. The Bobcats won the opening coin toss in the key Big Sky Conference tilt and chose to receive the ball to start the game. The decision proved to be decisive as Dakota Prukop connected with Mitchell Herbert on the game's second offensive play. The pass and run covered 79 yards and the Bobcats (2-1 in Big Sky, 3-2 overall) never looked back.

Prukop also scored from the 3-yard line just before halftime to give MSU a 21-10 lead heading into the locker room. The game's final touchdown came on a 1-yard scamper by Prukop in the fourth quarter. For the night, Prukop rushed for 69 yards on 16 carries while Chad Newell added 68 yards on eight totes and Gunnar Brekke 61 yards on five.


The Hornets (0-3, 1-5) scored their only touchdown in the second quarter when Kolney Cassel found Nnamdi Agude on a 22-yard score. Sac State had three additional trips into the Bobcat red zone. Each time, the MSU defense stiffened, twice yielding field goals and once stopping Sac State on downs at the one-yard line.

To the delight of the 19,407 fans in attendance, the Bobcats defense was particularly impressive in the second half. Sac State totaled 243 yards in the first half, but totaled only 142 in the second half. Jordan Robinson gained all of his 108 yards in the first half before leaving with an injury. Cassel also left the game and didn't return in the third quarter with an ailment to this throwing arm.

Besides the three scores that Prukop contributed to, the Bobcats benefited from a double reverse run by wide receiver Justin Paige that covered nine yards and gave MSU a 14-0 lead in the first quarter. After Sac State's second field goal, the Bobcats answered with an 8-yard scoring run by Brekke, his first rushing touchdown of the season that made it 28-13 late in the third quarter. That score came three plays after a scrambling Prukop hit tight end Beau Sandland on a 48-yard gain.

MSU had an uncomfortable 14-10 edge midway through the second quarter, when Brekke broke off a 47-yarder on a fourth-down-and-2 play. Two plays later, Prukop scored his first touchdown of the evening. Herbert collected four balls for a game-best 115 yards.

Next up for MSU is a road trip to Portland State, which is 4-1 overall and 1-1 in the Big Sky. MSU has yet to win this season when playing away from the friendly confines of Bobcat Stadium. Sac State, meanwhile travels to Southern Utah, which didn't play on Saturday and remains tied with Eastern Washington atop the league standings. The Thunderbirds are 2-0 in the league, 3-2 overall.



GAME #6

Portland State 59, Montana State 42

October 17 * Providence Park * Portland, OR (8,110)

	1	2	3	4	Score
Montana State	14	7	21	0	42 Record: (3-3,2-2)
Portland State	14	21	21	3	59 Record: (5-1,2-1)

Scoring Summary:

1st	13:39	MSU Dakota Prukop 61 yd run (Luke Daly kick), 3-69 1:21, MSU 7 - PSU 0
	13:21	PSU David Jones 79 yd run (J. Gonzales kick), 1-79 0:12, MSU 7 - PSU 7
	09:29	MSU Dakota Prukop 9 yd run (Luke Daly kick), 11-87 3:46, MSU 14 - PSU 7
	04:43	PSU Nate Tago 2 yd run (J. Gonzales kick), 11-78 4:39, MSU 14 - PSU 14
2nd	14:53	PSU Paris Penn 10 yd run (J. Gonzales kick), 9-75 3:40, MSU 14 - PSU 21
	08:51	MSU Thomas Carter 24 from Alex Kuresa (Gonzales kick), 10-75 5:05, MSU 14 - PSU 28
	04:46	MSU Dakota Prukop 1 yd run (Luke Daly kick), 10-71 3:59, MSU 21 - PSU 28
	00:26	PSU Alex Kuresa 3 yd run (J. Gonzales kick), 9-86 4:15, MSU 21 - PSU 35
3rd	13:15	PSU David Jones 26 yd run (J. Gonzales kick), 5-48 1:45, MSU 21 - PSU 42
	13:03	MSU Logan Jones 100 yd kickoff return (Luke Daly kick), , MSU 28 - PSU 42
	11:03	PSU David Jones 56 yd run (J. Gonzales kick), 5-75 2:00, MSU 28 - PSU 49
	06:02	MSU Nick LaSane 6 yd run (Luke Daly kick), 10-57 4:54, MSU 35 - PSU 49
	03:20	PSU Paris Penn 2 yd run (J. Gonzales kick), 7-67 2:36, MSU 35 - PSU 56
	01:35	MSU Mitchell Herbert 3 from Dakota Prukop (Daly kick), 4-68 1:39, MSU 42 - PSU 56
4th	05:06	PSU J. Gonzales 29 yd field goal, 12-77 6:42, MSU 42 - PSU 59

	MSU	PSU
FIRST DOWNS	21	32
RUSHES-YARDS (NET)	31-229	65-465
PASSING YDS (NET)	211	217
Passes Att-Comp-Int	25-14-1	14-10-0
TOTAL OFFENSE PLAYS-YARDS	56-440	79-682
Fumble Returns-Yards	0-0	0-0
Punt Returns-Yards	0-0	1-8
Kickoff Returns-Yards	8-260	5-107
Interception Returns-Yards	0-0	1-0
Punts (Number-Avg)	2-44.0	1-47.0
Fumbles-Lost	0-0	1-1
Penalties-Yards	5-50	6-44
Possession Time	21:49	38:11
Third-Down Conversions	2 of 7	11 of 14
Fourth-Down Conversions	2 of 3	1 of 1
Red-Zone Scores-Chances	4-5	5-5
Sacks By: Number-Yards	0-0	2-7

RUSHING: MSU-Dakota Prukop 14-102; Chad Newell 13-59; Tavon Dodd 1-52; Gunnar Brekke 1-11; Nick LaSane 1-6; Jayshawn Gates 1-minus 1. **PSU**-David Jones 23-285; Nate Tago 13-56; Alex Kuresa 13-51; Paris Penn 5-33; Steven Long 8-26; Josh Kraght 3-14.

PASSING: MSU-Dakota Prukop 14-25-1-211. **PSU**-Alex Kuresa 10-14-0-217.

RECEIVING: MSU-Chad Newell 4-70; Mitchell Herbert 3-35; Mitch Griebel 3-32; Beau Sandland 2-19; Justin Paige 1-41; Nick LaSane 1-14. **PSU**-Cam Sommer 2-39; Josh Kraght 2-34; Stevie Coury 2-30; Trent Riley 1-44; Dar-nell Adams 1-31; Thomas Carter 1-24; David Jones 1-15.

INTERCEPTIONS: MSU-None. **PSU**-P. Onwuasor 1-0.

FUMBLES: MSU-None. **PSU**-Alex Kuresa 1-1.

SACKS (UA-A): MSU-None. **PSU**-Davond Dade 1-0; Sadat Sulleyman 1-0.

TACKLES (UA-A): MSU-Mac Bignell 9-2; Desman Carter 8-2; Grant Collins 7-2; Bryson Keeton 7-1; Taylor Sheridan 3-2; Robert Wilcox 3-2; DeMonte King 4-0; Blake Braun 3-0; Tucker Yates 3-0; Marcus Tappan 3-0; Tyrone Pa'anono 2-0; Curtis Amos 2-0; Khari Garcia 1-1; Zach Hutchins 0-2; Trace Timmer 1-0; Devin Jeffries 1-0; Tre'veon Strong 1-0; West Wilson 1-0; Noah James 1-0; Jessie Clark 1-0; Joey Michael 1-0. **PSU**-P. Onwuasor 5-2; AJ Schlatter 3-4; Sadat Sulleyman 4-1; Junior Alexis 2-3; Jeremy Lutali 4-0; Beau Duronslet 3-1; Davond Dade 2-2; Mosa Likio 2-2; Walter Santiago 2-1; Artuz Manning 2-1; Xavier Coleman 2-0; Aaron Sibley 1-0; Michael Doman 1-0; D. Washington 0-1; Tyler Foreman 0-1; Mick Rothstein 0-1.

Stadium: Providence Park Attendance: 8110

Kickoff time: 12:40 pm End of Game: 3:46 pm Elapsed time: 3:06

Officials--Referee: Bret MacRae; Umpire: Dean Angelo; Linesman: Terry White; Line judge: Ryan Leland; Back judge: Chris Swank; Field judge: T. Migchelbrink; Side judge: Matt Binford.

Temperature: 65 Wind: nil Weather: Cloudy



Game Recap

There was no stopping the Vikings.

Riding its highest national ranking in many years, 17th-ranked Portland State topped #16 Montana State 59-42 in Providence Park on Saturday. PSU gained 682 total yards, including a school-record 465 on the ground.

"First of all you tip your hat to Portland State," said Montana State coach Rob Ash. "I thought they executed very well. They got on point offensively and were very tough."

Portland State scored touchdowns on the team's first eight possessions, with MSU's only stop a fumbled forced by Mac Bignell and recovered by Tucker Yates. The Vikings kicked a field goal late in the game, and punted in the game's final minute.

The Vikings' league-leading allowed its most yards in a game this season, and nearly as many points as the first five opponents combined (57), but MSU quarterback Dakota Prukop credited the Vikings with an excellent effort. "They played a lot more man than we thought (they would)," MSU's junior quarterback said. "Hats off to them, they did a good job."

Vikings running back David Jones gained 285 yards Saturday, the first 200-yard effort against MSU since Danny Woodhead in 2006. He set the tone on PSU's first play, dashing 79 yards for a touchdown. He scored three touchdowns in a career-best effort. Alex Kuresa completed 10 of his 14 passes for 217 yards.

The first-half proceedings resembled a track meet early. Montana State scored on its third play – a 61-yard Dakota Prukop run – and Portland State answered on its first – a 79-yard David Jones run. In fact, both teams scored on their first two possessions.

The Vikings, though, changed the game on the fifth possession of the afternoon. After a quick Prukop-to-Newell 21-yard pass, a short run and a pair of incompletions forced an MSU punt. The Vikings scored on a nine-play drive, then for good measure forced a three-and-out on the next Bobcat possession and used a 75-yard drive to take a 28-14 lead. The teams traded touchdowns late in the half, and PSU held a 35-21 halftime lead.

The Vikings gashed MSU for 20 first downs in the first half, rushing for 240 yards before intermission. Jones fueled the PSU offense, rushing for 146 yards on 11 carries in the first two quarters. Alex Kuresa threw almost flawlessly, hitting on eight of his nine passes for 153 yards.

Montana State was not without exceptional individual efforts. Prukop gained 102 yards on the ground, his second 100-yard game of the season, and rushed for three touchdowns. He also threw for 211 yards and a touchdown. Chad Newell rushed for 59 yards and caught four passes for 70 yards.

Jones' long return was one of the shining moments of the afternoon for MSU. His was the fifth 100-yard return in school history, the first since Shawn Johnson did so against NAU in 2013.

Montana State falls to 3-3 on the season, 2-2 in Big Sky play. The Vikings now stand 5-1 overall, 2-1 in Big Sky play. The Bobcats host East Tennessee State in non-conference action Saturday.

