

EAST TENNESSEE STATE UNIVERSITY



2015-16 BUCCANEERS MEN'S BASKETBALL GAME NOTEBOOK

2015-16 Schedule and Results

(2015-16 Season • All Times EST)

| Date | Opponent | Time/Score |
|-------|-------------------------------------|------------|
| 11/5 | TUSCULUM [^] (SoCon video) | W, 109-77 |
| 11/14 | AVERETT (SoCon video) | W, 107-59 |
| 11/17 | GREEN BAY (ESPN2 24-hour event) | W, 103-90 |
| 11/20 | at Villanova (Fox Sports) | L, 51-86 |
| 11/22 | at Georgia Tech (ESPN3) | W, 69-68 |
| 11/24 | at Charleston Southern (BSDN) | L, 76-77 |
| 11/28 | UNC WILMINGTON (SoCon video) | L, 73-94 |
| 12/2 | at Tennessee Tech (OVCDN) | L, 61-63 |
| 12/10 | MILLIGAN (ESPN3) | W, 98-47 |
| 12/15 | at UNC Asheville (BSDN) | L, 64-84 |
| 12/18 | E. KENTUCKY (ESPN3) | W, 87-81 |
| 12/22 | at Tennessee (SECN+) | L, 67-76 |
| 12/30 | MOREHEAD STATE (ESPN3) | W, 75-72 |
| 1/2 | at W. Carolina * (SoCon video) | W, 82-66 |
| 1/4 | at N.C. Central | W, 72-68 |
| 1/9 | UNCG * (ESPN3) | 4 p.m. |
| 1/11 | VMI * (ESPN3) | 6 p.m. |
| 1/14 | at Samford * (ESPN3) | 8 p.m. |
| 1/16 | at Chattanooga * (SoCon video) | 5 p.m. |
| 1/21 | MERCER * (ESPN3) | 7 p.m. |
| 1/23 | THE CITADEL * (ESPN3) | 4 p.m. |
| 1/28 | at Wofford * (SoCon video) | 7 p.m. |
| 1/30 | at Furman * (ESPN3) | 4 p.m. |
| 2/4 | at VMI * (ESPN3) | 7 p.m. |
| 2/6 | at UNCG * (ESPN3) | 5 p.m. |
| 2/11 | SAMFORD * (ESPN3) | 7 p.m. |
| 2/13 | CHATTANOOGA * (Fox Sports) | 4 p.m. |
| 2/15 | W. CAROLINA * (ASN) | 7 p.m. |
| 2/18 | at The Citadel * (ESPN3) | 6 p.m. |
| 2/20 | at Mercer * (ESPN3) | 4:30 p.m. |
| 2/25 | FURMAN * (ESPN3) | 7 p.m. |
| 2/27 | WOFFORD * (ESPN3) | 4 p.m. |
| 3/4-7 | SoCon Championships \$ (ESPN3) | TBA |

Home games in **BOLD CAPS**

[^] Exhibition games; * SoCon Conference game;

\$ SoCon Tournament in Asheville, N.C.

ESPN 3

SOCON DIGITAL NETWORK



Watch the Bucs LIVE all season

This season, ETSU fans around the globe will have the opportunity to watch the Bucs play via Internet video streaming at both ESPN3 and the SoConDigitalNetwork.com. Check ETSUBucs.com to learn which outlet will be broadcasting the games throughout the year.



vs.



The Buccaneers vs. UNC Greensboro

Jan. 9, 2016 -- Freedom Hall (Johnson City, Tenn.) -- 4 p.m. (EST)

Radio: Buc Sports Network -- Web: ESPN3 -- TV: None

ETSU (2015-16 Record: 8-6 Overall, 1-0 SoCon)

Probable Starters (Note: 2015-16 statistics)

| No. | Name | Pos. | Cl. | Ht. | Wt. | G/GS | PPG | RPG | APG | Min/G |
|-----|-----------------|------|-----|-----|-----|-------|------|-----|-----|-------|
| 0 | T.J. Cromer | G | Jr. | 6-3 | 190 | 14/14 | 15.0 | 3.2 | 2.7 | 29.5 |
| 1 | Petey McClain | G | Sr. | 6-0 | 185 | 14/9 | 2.4 | 2.0 | 2.2 | 19.0 |
| 3 | Ge'Lawn Guyn | G | Sr. | 6-2 | 185 | 13/13 | 17.2 | 3.7 | 2.4 | 30.1 |
| 10 | Isaac Banks | F | Jr. | 6-7 | 215 | 14/10 | 5.9 | 5.2 | 0.8 | 22.6 |
| 24 | Abednego Lufile | F | Jr. | 6-7 | 225 | 14/3 | 4.6 | 3.9 | 0.5 | 13.8 |

Reserve

| | | | | | | | | | | |
|------|-----------------------|---|-----|-----|-----|-------|-----|-----|-----|------|
| 2 | Shemar Johnson | G | Fr. | 6-6 | 180 | N/A | N/A | N/A | N/A | N/A |
| 5 | Peter Jurkin | C | Jr. | 7-0 | 230 | 14/5 | 4.5 | 3.1 | 0.0 | 10.9 |
| 11 | Desonta Bradford | G | So. | 6-4 | 185 | 14/0 | 4.9 | 2.1 | 1.4 | 15.1 |
| * 12 | Hanner Mosquera-Perea | F | Sr. | 6-9 | 225 | N/A | N/A | N/A | N/A | N/A |
| 13 | A.J. Merriweather | G | Jr. | 6-2 | 185 | 14/12 | 8.8 | 4.1 | 1.1 | 21.9 |
| 14 | Deuce Bello | G | Sr. | 6-4 | 200 | 14/1 | 8.9 | 2.6 | 1.4 | 20.0 |
| 15 | Lester Wilson | F | Sr. | 6-4 | 215 | 13/1 | 4.9 | 2.0 | 0.2 | 9.8 |
| 21 | Nigel Holley | F | Jr. | 6-8 | 210 | 11/2 | 1.8 | 1.2 | 0.5 | 8.5 |
| 30 | Stetson Moore | G | Jr. | 6-0 | 155 | 4/0 | 0.8 | 0.3 | 0.0 | 3.0 |
| 31 | Toriano Stokes | F | Fr. | 6-8 | 230 | 8/0 | 0.9 | 1.4 | 0.0 | 4.8 |
| * 40 | Tevin Glass | F | Sr. | 6-8 | 210 | N/A | N/A | N/A | N/A | N/A |

Head Coach: Steve Forbes (Southern Arkansas, '88)

Assistant Coaches: Jason Shay (Iowa, '95), Brian Collins (Belmont, '06), Brooks Savage (Tennessee, '08), Jeff Clapacs (College of Wooster, '07)

* (Mosquera-Perea and Glass are redshirting after transferring to ETSU)

Tonight's top storylines:

1) Having won three games in a row, the ETSU men's basketball team will be looking to keep its streak alive when the Buccaneers host SoCon opponent UNC Greensboro Saturday inside Freedom Hall.

2) The Bucs' victory earlier this season over Georgia Tech marked the first win for ETSU over an ACC opponent since 1991. The Bucs were also tied with 1 minute left against Power 5 team Tennessee, but was unable to pull off that upset.

3) Can senior guard Ge'Lawn Guyn continue his exceptional play? The transfer currently leads the Bucs with 17.7 points a game and is second on the team with 2.3 assists per game. He also provided the game-winning shot at Georgia Tech.

2015-16 GAME NOTEBOOK



ETSU vs. UNC Greensboro

Media Information

East Tennessee State's Athletic Media Relations Office is available to assist members of the media with their questions and requests about Buccaneer basketball. Contact Associate Athletic Director **Michael White** with any questions about the Bucs.

Michael White, Assoc. AD(423) 439-4220 (W)
 (Basketball Contact)(423) 956-1461 (C)
Kevin Brown, Asst. Director. ..(423) 439-5263 (W)
 Nathan Palcowski, GA.....(423) 439-5612 (W)
 Mitchell Miegel, GA.....(423) 439-8212 (W)

Media Relations Fax(423) 439-6138
Press Row Phone(423) 525-1662
Media Relations Mailing Address . P.O. Box 70707
 Johnson City, TN., 37614
Overnight Address: ETSU/MSHA Athletic Center, Rm. 146-W
 Corner of St. of Franklin and J. Robert Bell, Johnson City, TN., 37614

Quick Facts for ETSU Hoops

GENERAL INFORMATION

Location Johnson City, Tenn.
 Founded 1911
 Nickname Buccaneers
 Enrollment 15,000
 Colors Navy Blue & Gold
 Arena Freedom Hall Civic Center (6,500)
 Affiliation NCAA Division I
 Conference Southern
 President Dr. Brian Noland (West Virginia, '91)
 Athletics Director Dr. Richard Sander (Chattanooga, '68)
 Athletics Phone (423) 439-4343
 Ticket Office Phone (423) 439-3878
 Athletic Website www.ETSUBucs.com

HISTORY

First year of basketball 1918-19
 Overall all-time record 1,260-1,010
 NCAA Tournament appearances/last 9/2010
 NCAA Tournament record 2-10
 NIT appearances/last 2/2007
 Last post-season opponent Towson in CIT semifinals, 2014
 Result L, 77-83

COACHING STAFF

Head Coach Steve Forbes (Southern Arkansas, '88)
 Record at ETSU 8-6 (.571), 1st year
 Career Record 174-66 (.725), Nine seasons
 Overall NCAA Tournament Record 0-0 (.000)
 NCAA Tournament Record at ETSU 0-0 (.000)
 Basketball Office Phone (423) 439-4207
 Best Time To Reach Coach Contact SID
 Assistant Coaches
 Jason Shay (Iowa, '95), First season at ETSU
 Brian Collins (West Virginia State, '06), First season at ETSU
 Brooks Savage (Tennessee, '08), First season at ETSU
 Jeff Clapacs (College of Wooster, '07), First season at ETSU
 Trainer Brett Lewis

TEAM INFORMATION

2014-15 Record 16-14 overall, 8-10 conference record
 Home: 10-4 Away: 6-9, Neutral: 0-1
 2014-15 Southern Record/Finish 8-10/5th
 2014-15 SoCon Tour. Finish Lost quarterfinals, 0-1

We are "ETSU"

The ETSU Department of Intercollegiate Athletics would like to ask both the print and broadcast media to honor our request to be called "ETSU" ... East Tennessee State University in first reference is acceptable, but subsequent references should be ETSU ... On TV graphics please use ETSU ... Our nickname is the Buccaneers, but Bucs is also acceptable.

The Steve Forbes era begins

It seems like only yesterday that **Steve Forbes** was named the 16th head coach in the history of ETSU basketball back on March 30, 2015 ... But seven months later and the Bucs are ready to begin the Forbes' era ... Having most recently served two seasons as an assistant coach at Wichita State where he helped take the Shockers to the Sweet 16 in 2014-15, Forbes has been heralded for his recruiting ties and his extensive background as an assistant coach at the NCAA Division I level - which included a five-year stop at the University of Tennessee ... Complete bio information on Forbes can be found at ETSUBucs.com and general coaching records and other statistics are available on Page 2 and Page 5 of this media notes package.

Last time out

DURHAM, N.C. (Jan. 4, 2016) - Junior forward **Isaac Banks** (New Orleans, La.) posted a double-double effort and sophomore guard **Desonta Bradford** (Humboldt) made clutch plays down the stretch, as the ETSU men's basketball team dropped North Carolina Central 72-68 in non-conference play inside McDougald-McLendon Gymnasium. ... With the win, ETSU improves to 8-6 on the year, while N.C. Central drops to 5-10. This was the final non-conference game of the regular season for the Bucs. ... While Banks finished with 12 points and 12 rebounds, teammates **T.J. Cromer** (Albany, Ga.) and **Ge'Lawn Guyn** (Lexington, Ky.) also posted 12 and 11 points, respectively. As a team, the Bucs out-rebounded the Eagles 42-32 on the evening and dished out 16 assists on 25 made field goals. ... Despite all those team numbers, it was Bradford's individual effort down the stretch that proved to be the game-deciding factor. ... First, Bradford was fouled while going hard to the basket with 2:49 left and the score just 63-61 in favor of ETSU. The player that committed the foul, Dante Holmes, was then called for a technical foul following the play. The result was two made free throws by Cromer on the technical and another two makes from Bradford on the original play, which pushed the score to 67-61 in favor of the Bucs. ... Bradford then grabbed a pair of steals in the closing minutes to thwart two Eagle possessions, and later - after a 3-pointer by the Eagles made it 71-68 with just seconds remaining - Bradford hit one of two free throws to give the Bucs their final four-point advantage at 72-68.

The series vs. UNC Greensboro

The Bucs hold an 12-9 lead in the all-time series against the Spartans, having won the last meeting between the programs 65-62 back on Feb. 12, 2015 in Greensboro, N.C.

Last time out against UNC Greensboro

GREENSBORO, N.C. (Feb. 12, 2015) - It may not have been pretty at times, but somehow, somehow the ETSU men's basketball team got it done. ... Despite being outscored 30-7 during one stretch in the middle of the game, the Buccaneers never relented, methodically battling back and overcoming a 12-point second half deficit to down UNC Greensboro 65-62 in Southern Conference hoops action at the Greensboro Coliseum. ... Utilizing a smaller lineup and going to its pressure defensive package seemed to energize the Bucs midway through the second half, as ETSU rallied from a 42-30 deficit to pick up the victory. The Bucs were led by a game-high 21 points from senior guard **Jalen Riley** (Racine, Wis.), while sophomore guard **Devin Harris** (Tampa, Fla.) finished with



The Last Buccaneer Box Score

Official Basketball Box Score -- Game Totals -- Final Statistics
ETSU vs N.C. Central
01/04/16 8:00 p.m. at Durham, N.C. (McDougal-McLendon Arena)

ETSU 72 • 8-6

| # | Player | Total | | | 3-Ptr | | | Rebounds | | | PF | TP | A | T | Bk | Stl | Min |
|--------|-------------------|-------|-----|----|-------|-----|-----|----------|----|----|----|----|---|---|-----|-----|-----|
| | | FG | FGA | FT | FTA | Off | Def | Total | | | | | | | | | |
| 10 | ISAAC BANKS | 6 | 6 | 0 | 0 | 2 | 10 | 12 | 3 | 12 | 1 | 1 | 0 | 1 | 34 | | |
| 24 | ABEDNEGO LUFILE | 0 | 0 | 0 | 0 | 1 | 2 | 3 | 0 | 0 | 0 | 2 | 0 | 0 | 12 | | |
| 00 | T.J. CROMER | 3 | 12 | 0 | 5 | 6 | 0 | 1 | 3 | 12 | 4 | 1 | 0 | 1 | 28 | | |
| 01 | PETEY MCCLAIN | 2 | 4 | 1 | 2 | 0 | 1 | 3 | 4 | 5 | 0 | 1 | 0 | 0 | 13 | | |
| 03 | GELAWN GUYN | 5 | 15 | 1 | 6 | 0 | 0 | 3 | 3 | 2 | 11 | 3 | 2 | 1 | 37 | | |
| 06 | PETER JURKIN | 0 | 1 | 0 | 0 | 2 | 1 | 1 | 2 | 2 | 0 | 0 | 0 | 0 | 4 | | |
| 11 | DESONTA BRADFORD | 1 | 3 | 0 | 0 | 4 | 6 | 2 | 2 | 0 | 6 | 4 | 0 | 0 | 15 | | |
| 13 | A.J. MERRIWEATHER | 2 | 4 | 1 | 1 | 1 | 0 | 1 | 2 | 6 | 2 | 1 | 0 | 0 | 14 | | |
| 14 | DEUCE BELLO | 3 | 4 | 1 | 2 | 2 | 0 | 1 | 1 | 4 | 9 | 1 | 1 | 0 | 16 | | |
| 15 | LESTER WILSON | 3 | 8 | 1 | 5 | 2 | 4 | 5 | 7 | 3 | 9 | 0 | 0 | 0 | 23 | | |
| 21 | NIGEL HOLLEY | 0 | 0 | 0 | 0 | 0 | 0 | 0 | 2 | 0 | 1 | 1 | 0 | 0 | 4 | | |
| Team | | | | | | | | | | | | | | | | | |
| Totals | | 25 | 57 | 5 | 21 | 17 | 24 | 32 | 25 | 72 | 16 | 10 | 1 | 6 | 200 | | |

| | | | | | | | | | | |
|-----------------|-------|-------|-----------|-------|-------|-------|-------|-------|----------|---|
| FG % 1st Half: | 11-29 | 37.9% | 2nd half: | 14-28 | 50.0% | Game: | 25-57 | 43.9% | Deadball | |
| 3FG % 1st Half: | 3-12 | 25.0% | 2nd half: | 2-9 | 22.2% | Game: | 5-21 | 23.8% | Rebounds | 3 |
| FT % 1st Half: | 5-7 | 71.4% | 2nd half: | 12-17 | 70.6% | Game: | 17-24 | 70.8% | | |

N.C. Central 68 • 10-1

| # | Player | Total | | | 3-Ptr | | | Rebounds | | | PF | TP | A | T | Bk | Stl | Min |
|--------|-----------------|-------|-----|----|-------|-----|-----|----------|----|----|----|----|---|---|-----|-----|-----|
| | | FG | FGA | FT | FTA | Off | Def | Total | | | | | | | | | |
| 13 | HOOD Enoch | 2 | 2 | 0 | 0 | 0 | 4 | 4 | 3 | 4 | 0 | 1 | 0 | 0 | 21 | | |
| 00 | HOLMES,Dante | 6 | 14 | 4 | 8 | 2 | 7 | 9 | 4 | 18 | 1 | 0 | 0 | 0 | 29 | | |
| 12 | INGRAM,Jeremiah | 1 | 13 | 0 | 4 | 1 | 1 | 2 | 3 | 1 | 3 | 1 | 2 | 1 | 40- | | |
| 20 | FERGUSON,Jamal | 0 | 1 | 0 | 0 | 1 | 2 | 1 | 0 | 1 | 1 | 0 | 0 | 0 | 14 | | |
| 35 | GRAF,Dajuan | 4 | 6 | 1 | 1 | 3 | 0 | 3 | 3 | 10 | 5 | 2 | 0 | 1 | 40 | | |
| 03 | MADISON,Rashaun | 2 | 3 | 0 | 1 | 0 | 0 | 0 | 0 | 4 | 0 | 0 | 0 | 0 | 10 | | |
| 11 | COLE,Patrick | 6 | 11 | 1 | 5 | 9 | 4 | 4 | 4 | 22 | 4 | 3 | 0 | 0 | 26 | | |
| 22 | BENTON,Kyle | 2 | 3 | 0 | 0 | 2 | 3 | 1 | 4 | 6 | 0 | 0 | 0 | 1 | 20 | | |
| Team | | | | | | | | | | | | | | | | | |
| Totals | | 23 | 53 | 6 | 19 | 16 | 26 | 32 | 17 | 68 | 12 | 10 | 1 | 3 | 200 | | |

| | | | | | | | | | | |
|-----------------|-------|-------|-----------|-------|-------|-------|-------|-------|----------|---|
| FG % 1st Half: | 10-25 | 40.0% | 2nd half: | 13-28 | 46.4% | Game: | 23-53 | 43.4% | Deadball | |
| 3FG % 1st Half: | 3-8 | 37.5% | 2nd half: | 3-11 | 27.3% | Game: | 6-19 | 31.6% | Rebounds | 2 |
| FT % 1st Half: | 5-8 | 62.5% | 2nd half: | 11-18 | 61.1% | Game: | 16-26 | 61.5% | | |

Officials: Terry Moore, Ray Acosta, William Humes
Technical fouls: ETSU-PETEY MCCLAIN, N.C. Central-COLE,Patrick; HOLMES,Dante.
Attendance: 681

| Score by periods | 1st | 2nd | Total |
|------------------|-----|-----|-------|
| ETSU | 30 | 42 | 72 |
| N.C. Central | 28 | 40 | 68 |

Last FG - ETSU 2nd-02:14, NCCUM 2nd-00:09.
Largest lead - ETSU by 7 2nd-04:26, NCCUM by 4 1st-17:37.
ETSU led for 26:30, NCCUM led for 06:53, Game was tied for 06:37.

| | In | Off | 2nd | Fast | Bench |
|--------|----|-----|-----|------|-------|
| Points | 12 | 12 | 8 | 11 | 32 |
| ETSU | 30 | 8 | 8 | 8 | 32 |
| NCCUM | 28 | 8 | 8 | 8 | 32 |

Score tied - 11 times.
Lead changed - 11 times.

13 points and 10 rebounds for his third career double-double effort. ... After Riley made a pair of free throws and then hit a 3-pointer to make it 63-58 with 2:30 left in the game, the Bucs still had to hold on for the win. With the game 63-62 in favor of ETSU, senior guard Rashawn Rember (Tampa, Fla.) was fouled and hit a pair of free throws to make it a 65-62 contest. UNCG had two opportunities to hit a 3-pointer in the final 10 seconds, but both shots missed the mark. ... In the first half, the Bucs played a solid 15 minutes and led by as many as 11 at 23-12. During that stretch, ETSU controlled the glass and held a 19-12 rebounding on the boards at halftime. ... However, after struggling with their outside shooting early in the game, the Spartans began connecting from the outside over the last five minutes of the half, scoring on six straight possessions. In the end, UNCG enjoyed an 18-5 run that included five straight 3-pointers and a four-point play on the final long range shot of the burst. When the smoke cleared, the Spartans took a 30-28 lead into the locker room. ... It didn't get any better for the Bucs in the early going of the second half, as UNCG outscored ETSU 12-2 in the first eight minutes and led 42-30 with 12 minutes left in the game. In all, the Spartans outscored the Bucs 30-7 over 18 minutes of game play covering two halves. ... However, at that point Riley hit a pair of free throws to make it 42-32 and from there the Bucs went on a 15-5 run to tie the game at 47. It was a back and forth game at that point before Riley went on a 10-2 run on his own, capped by the 3-pointer that made it 65-62.

Ge'Lawn doing it all for Bucs

Senior guard Ge'Lawn Guyn's game-winning shot at Georgia Tech (11/22) is just the most obvious indication of the play and leadership he has displayed so far at ETSU ... Heading into the UNC Greensboro matchup, Guyn leads the Bucs in scoring (17.2 ppg), blocks (0.9 bpg) and steals (1.2 spg) ... He is also third in assists (2.4 apg), and fourth in rebounding (3.7 rpg).

Cromer meeting expectations as offensive threat

When transfer junior guard T.J. Cromer (Albany, Ga.) joined the Buccaneers, he was touted as a scoring threat and a player that would provide some offensive punch ... He has lived up to that billing, and is currently second on the team with 15.0 points per game. ... Cromer scored a career high 25 points in the Bucs' win over Morehead State (12/30), and in the Bucs' win over Eastern Kentucky, he showed a balanced offensive attack with 22 points, five assists, seven rebounds and eight free throws. ... In ETSU's last two outings -- both wins -- Cromer scored a team-high 16 points in a win over Western Carolina and team-high 12 in the win over N.C. Central

Bucs "bank"ing on production from junior Isaac Banks

In recent games, junior forward Isaac Banks (New Orleans, La.) had definitely stepped up his production ... With a double-double effort of 12 points and 12 rebounds in the win over N.C. Central (1/4), Banks showed that his 10-point, seven-rebound showing in the win over Western Carolina (1/2) may be a trend and not a fluke ... For the year, Banks is averaging 5.9 points and a team-high 5.2 rebounds per game, but he is averaging 11 points and 9.5 rebounds in his last two outings.

Dishing out the assists

As the Bucs adjust and learn the new offensive system of first-year head coach Steve Forbes, the "buy-in" is starting to show up on the stat sheets ... In ETSU's last two games against Western Carolina and N.C. Central, the team has combined for an impressive 35 assists ... The team dished out a season-high 19 assists against Western, followed by 16 in the win over Central ... For the year, the team is averaging 12.9 assists per contest, but averaged 17.5 a game in its last two outings.

Bucs make history with win at Georgia Tech

While ETSU has enjoyed its share of wins over "major" opposition in the past, the Bucs' win over Georgia Tech earlier this season marked the programs first win over an Atlantic Coast Conference school since defeating N.C. State back in 1991 ... It was also the team's first win over a "Power 5" Conference team since dropping Arkansas back during the 2009-10 season, and the first win over Georgia Tech since the 1978-79 campaign.

A Tradition of Excellence

- Nine NCAA Tournament Appearances

- 20 Conference Championships All-Time

- Repeat NCAA Tournament Appearances (1989 to 1992, 2003 to 2004 and 2009 to 2010)

- All-Conference selections in each of the last 13 seasons

- Six regular season championships in the last 12 years



ETSU vs. UNC Greensboro

NCAA Rankings (2015-16)

Note: Only ranks where ETSU is in the Top 50 are listed

Team (through games of 1/6/15)

None

Individual (through games of 1/6/15)

None

Career Scoring

indicates players currently on roster

| | |
|-----------------------------|------------|
| 17th, Rusty Woy..... | 1,228 pts. |
| 18th, Winfred Reid..... | 1,224 pts. |
| 19th, Charlie Stuart..... | 1,217 pts. |
| 20th, Lester Wilson # | 1,213 pts. |
| 21st, Kevin Tiggs | 1,197 pts. |
| 22nd, Isiah Brown..... | 1,183 pts. |

Starters History

Consecutive Starts

| | |
|-----------------------|----|
| T.J. Cromer..... | 14 |
| Petey McClain | 8 |
| Isaac Banks..... | 6 |
| Abednego Lufile | 3 |
| Ge'Lawn Guyn..... | 2 |

Career Starts

| | |
|------------------------|----|
| Petey McClain | 80 |
| A.J. Merriweather..... | 71 |
| Lester Wilson | 64 |
| Isaac Banks..... | 24 |
| T.J. Cromer..... | 14 |
| Ge'Lawn Guyn..... | 13 |
| Peter Jurkin..... | 5 |
| Abednego Lufile | 3 |
| Nigel Holley | 2 |
| Desonta Bradford | 1 |
| Deuce Bello..... | 1 |

20+ Games/Double-

Doubles

Career 20-Point Games

| | |
|------------------------|----|
| Lester Wilson..... | 12 |
| Ge'Lawn Guyn..... | 5 |
| T.J. Cromer..... | 3 |
| A.J. Merriweather..... | 1 |

Career Double-Doubles

| | |
|------------------------|----|
| A.J. Merriweather..... | 11 |
| Lester Wilson | 4 |
| Isaac Banks..... | 2 |
| Benny Lufile..... | 1 |

Career 3-pointers

indicates players currently on roster

| | |
|------------------------------------|-----|
| 1. Courtney Pigram (2005-09)..... | 276 |
| 2. Rashawn Rembert (2011-15) | 260 |
| 3. Lester Wilson (2012-16) # | 226 |
| 4. Keith Jennings (1988-91) | 223 |
| 5. Major Geer (1988-91)..... | 221 |

Single-Season 3-pt. goals

| | |
|------------------------------------|-----|
| 1. Rashawn Rembert (2013-14) | 108 |
| 2. Rashawn Rembert (2014-15) | 90 |
| 3. Courtney Pigram (2006-07)..... | 86 |
| 4. Keith Jennings (1990-91) | 84 |
| 5. Major Geer (1989-90)..... | 81 |

Buc bits

It is a new day for the ETSU men's basketball program, as the Buccaneers welcome first-year head coach **Steve Forbes** and his assistant coaching staff to the program for the 2015-16 season ... Forbes, a highly successful assistant coach at the Division I level at programs such as Tennessee, Wichita State and Texas A&M, wasted no time revamping the ETSU roster, as the program's lineup has not seen this much restructuring since the start of the 1997 season ... Returning just six players from last season's squad, Forbes and company have utilized their vast recruiting ties to bring in 10 new players to the program ... This group of 10 will include four transfers from Division I programs such as Cincinnati, Indiana, Missouri and Wichita State, along with four junior college transfers and two incoming high school prospects.

Three-point streak for Bucs dates back nearly 20 years

Since Feb. 16, 1987 in a game against Davidson, the Bucs have made at least one 3-pointer in 873 consecutive games. ... ETSU was 0-for-8 in that 1987 game. ... The Bucs currently rank as the 7th longest streak in the NCAA.

Bucs postseason resume ranks among mid-major bests

The ETSU men's basketball team has enjoyed its share of postseason success and ranks as one of the nation's most prestigious basketball programs ... The Buccaneers have earned berths to the NCAA Tournament nine times (1969, 1989, 1990, 1991, 1992, 2003, 2004, 2009, 2010) and NIT twice (1983, 2007) ... The Bucs made their second trip all-time to the CIT Postseason Tournament in 2014, marking the program's 13th postseason tournament appearance all-time ... In the Bucs first CIT appearance in 2011, ETSU went 2-1 with wins over Furman and Ohio, advancing to the tournament semifinals before losing to Iona in a hard-fought 83-80 contest at the Dome ... In 2014, the Bucs went 1-1, defeating fellow Southern Conference member Chattanooga before falling to Towson in the quarterfinals.

Returning players to be counted on in '15-16

As for returning players from last year's squad who are expected to provide valuable minutes this year, junior forward **A.J. Merriweather** (Jackson) leads the group after averaging 10.3 points and 6.1 rebounds a year ago, while providing the Bucs valuable defensive skills with a 1.3 steals per contest ... Along with Merriweather, the Bucs also return senior forward **Lester Wilson** (Knoxville), who averaged 12.6 points a game last season, senior guard **Petey McClain** (Mobile, Ala.), who finished with a team-high 3.1 assists per contest, sophomore guard **Desonta Bradford** (Humboldt), who averaged 4.1 points per game, and junior forward **Isaac Banks** (New Orleans, La.), who finished with 2.9 points and 4.9 rebounds a game in limited action a year ago.

Newcomers galore for Forbes and company

While Merriweather, McClain, Wilson and Bradford return in the backcourt, the Bucs have also added a wealth of talent at those positions with the addition of a pair of Division I senior transfers **Ge'Lawn Guyn** (Lexington, Ky.) from Cincinnati and **Deuce Bello** (Greensboro, N.C.) from Missouri ... Both Guyn and Bello completed their degrees at their previous schools, meaning both are eligible to compete immediately at ETSU, and both are expected to play extensive minutes this season ... In addition, junior college transfer **T.J. Cromer** (Albany, Ga.) joins the Bucs after a successful career as a point producer at Columbia State, and true freshman **Shemar Johnson** (Columbus, Miss.) brings exceptional height to the wing position at 6-foot-6 ... In the frontcourt, Banks is the lone returning player but is joined by 7-foot center **Peter Jurkin** (Juba, South Sudan), who sat out last season with ETSU after transferring from Indiana ... Along with those two, the Bucs have also added help for the inside game this season by signing junior college transfers **Nigel Holley** (Wilmington, N.C.) and **Abednego "Benny" Lufile** (Burlington, Ontario, Canada), as well as true freshman post **Toriano Stokes** (Memphis, Tenn.) ... Beyond those players that will be eligible this season, the Bucs have also added Indiana transfer **Hanner Mosquera-Perea** (Istmina, Colombia) and Wichita State transfer **Tevin Glass** (Greensboro, N.C.) who will miss this season due to NCAA transfer rules.

Wilson eyeing program's 3-point record

Already a 1,000-point scorer, senior forward **Lester Wilson** (Knoxville) has an opportunity to put his name in the ETSU basketball record books again this season as the most prolific 3-point shooter in school history ... Wilson recently passed ETSU legend Keith "Mister" Jennings for sole possession of third place on the all-time list with 226 makes from beyond the arc ... Wilson finds himself 50 makes behind the program leader **Courtney Pigram** (Memphis), who had 276 3-pointers during his career from 2005-09 ... Wilson has averaged 70 makes a year during his previous three seasons at ETSU, but is averaging just over one a game this year.

The Last Time ETSU ...

(through games of Jan. 4, 2016)

| | |
|-------------------------------------|---|
| Won on the road | 1/4/16 at N.C. Central (72-68) |
| Won at home | 12/30/15 vs. Morehead State (75-72) |
| Won on a neutral court | 3/1/11 vs. North Florida (68-66) |
| Won a holiday tourney game ... | 12/24/10 vs. Appalachian St. (79-51) |
| Scored 100+ points | 11/17/15 vs. Green Bay (103-90) |
| Gave up 100+ points | 1/2/13 vs. VCU (58-109) |
| Both teams had 100+ points | 1991 vs. Marshall (103-107 OT) |
| Scored <50 points | 3/7/13 vs. Stetson (46) |
| Gave up <50 points | 12/10/15 vs. Milligan College (98-47) |
| Went into OT | 3/6/15 vs. Western Carolina (61-67, OT) |
| Won in OT | 3/4/14 vs. Lipscomb (89-88) |
| Won by 20+ | 2/15/14 vs. Stetson (93-66) |
| Won by 30+ | 1/19/15 vs. Tusculum (90-52) |
| Won by 40+ | 11/14/15 vs. Averett (107-59) |
| Won by 50+ | 12/10/15 vs. Milligan College (98-47) |
| Lost by 20+ | 11/28/15 vs. UNC Wilmington (73-94) |
| Lost by 30+ | 11/20/15 at Villanova (51-86) |
| Lost by 40+ | 12/5/06 at Vanderbilt (62-104) |
| Lost by 50+ | 1/2/13 vs. VCU (58-109) |
| Shot 50% (FG) | 1/2/16 at Western Carolina (53%) |
| Shot <40% | 12/30/15 at Tennessee (36.8%) |
| Opponent shot <40% | 1/2/16 at Western Carolina (32.2%) |
| Opponent shot <30% | 12/2/15 at Tennessee Tech (28.6%) |
| Grabbed 50+ rebounds | 12/10/15 vs. Milligan College (55) |
| Tried 75+ FG | 11/18/14 vs. UVa.-Wise (87) |
| Made 40+ FG | 11/18/14 vs. UVa.-Wise (42) |
| Tried 40+ FT | 3/4/14 vs. Lipscomb (40) |
| Made 30+ FT | 11/14/15 vs. Averett (32) |
| Had 10+ steals | 12/10/15 vs. Milligan College (12) |
| Had 20+ assist | 11/22/14 vs. Asheville (20) |
| Forced 20+ TO | 12/18/15 vs. Eastern Kentucky (21) |
| Made 10+ threes | 12/18/15 vs. Eastern Kentucky (10) |
| Tried 20+ threes | 1/4/16 at N.C. Central (21) |
| Had three players FO | 2/12/15 at UNC Greensboro (3) |
| Had a player score 30+ points | Jalen Riley, 31 vs. Chattanooga (2/21/15) |

Head Coach Steve Forbes

Head Coaching Career

| Season | School | Overall | Postseason |
|----------------|---------------|----------------------|------------------|
| 1991-92 | S.Western CC | 3-17 | Reg. Elite 8 |
| 1992-93 | S.Western CC | 23-9 | Reg. Final 4 |
| 1995-96 | Barton Co. CC | 15-16 | Reg. Sweet 16 |
| 1996-97 | Barton Co. CC | 24-8 | Reg. Elite 8 |
| 1997-98 | Barton Co. CC | 29-4 | Reg. Final 4 |
| 2011-12 | NW Florida | 32-2 | NJCAA Title Game |
| 2012-13 | NW Florida | 30-4 | NJCAA Title Game |
| 2015-16 | ETSU | 8-6 | TBD |
| Totals | | 174-66 (.725) | |

History of success for Coach Steve Forbes:

- Forbes as a D1 assistant (13 seasons) was part of nine 20-win seasons and put together a 292-134 record.
- He went 129-34 in five seasons as a JUCO head coach.
- Has advanced to the postseason 19 times in the last 25 years.
- Has been on the coaching staff of teams that defeated No. 1-ranked opponents (beating Kansas and Memphis while at Tennessee)
- Has beaten 54 nationally-ranked opponents in the past 10 years.
- Has coached 11 players who went on to the NBA, eight All-Americans, six Wooden/Naismith Finalists
- Has a 91 percent winning percentage the past four seasons.

2015-16 Southern Conference

Standings and Statistics

(Through Jan. 6, 2016)

| | SoCon | Pct. | Ov. | Pct. |
|------------------|------------|--------------|------------|-------------|
| Chattanooga | 2-0 | 1.000 | 13-2 | .867 |
| Wofford | 2-0 | 1.000 | 5-9 | .357 |
| ETSU | 1-0 | 1.000 | 8-6 | .571 |
| Mercer | 1-1 | .500 | 11-4 | .733 |
| Samford | 1-1 | .000 | 10-5 | .667 |
| Furman | 1-1 | .500 | 7-8 | .467 |
| UNCG | 1-1 | .000 | 5-10 | .333 |
| Western Carolina | 0-1 | .000 | 5-9 | .357 |
| The Citadel | 0-2 | .000 | 7-8 | .467 |
| VMI | 0-2 | .000 | 5-8 | .385 |

ETSU in the SoCon

(Through Jan. 6, 2016)

Team

| | |
|---------------------------------|------------|
| Scoring Offense: | 3rd (77.5) |
| Scoring Defense: | 9th (73.6) |
| Scoring Margin: | 5th (+3.9) |
| FT Pct: | 7th (.712) |
| FG Pct: | 2nd (.455) |
| FG Pct. Defense: | 5th (.431) |
| 3-Point FG Pct.: | 3rd (.343) |
| 3-Point FG Pct. Defense: | 4th (.315) |
| 3-Point FG Made: | 7th (6.9) |
| Rebounding: | 6th (36.4) |
| Rebounding Margin: | 6th (-1.9) |
| Blocked Shots: | 4th (3.6) |
| Assists: | 5th (12.9) |
| Steals: | 5th (7.0) |
| Turnover Margin: | 6th (+1.1) |
| Assist/Turnover Ratio: | 6th (1.0) |

Individuals (only players in Top 10 listed)

| | |
|----------------------------|-------------------------------|
| Scoring: | 3rd, Ge'Lawn Guyn (17.2) |
| | 7th, T.J. Cromer (15.0) |
| FG%: | 6th, A.J. Merriweather (.518) |
| FT%: | 10th, Ge'Lawn Guyn (.808) |
| 3-pt. FG%: | 3rd, Ge'Lawn Guyn (.419) |
| 3-pt. FG Made: | 5th, Ge'Lawn Guyn (2.4) |
| Blocked shots: | 6th, Ge'Lawn Guyn (0.9) |
| Offensive rebounds: | 9th, Isaac Banks (1.9) |
| Minutes played: | 8th, T.J. Cromer (30.1) |
| | 10th, Ge'Lawn Guyn (29.5) |

EAST TENNESSEE STATE UNIVERSITY



**2015-16 BUCCANEERS MEN'S BASKETBALL
MEDIA SPOT CHART**

0



T.J. Cromer - Jr. - G
Albany, Ga.

1



Petey McClain - Sr. - G
Mobile, Ala.

2




Shemar Johnson - Fr. - G
Columbus, Miss.

3



Ge'Lawn Guyn - Sr. - G
Lexington, Ky.

5



Peter Jurkin - Jr. - C
Juba, South Sudan

10



Isaac Banks - Jr. - F
New Orleans, La.

11




Desonta Bradford - So. - G
Humboldt, Tenn.

12



Hanner Mosquera-Perea - Sr. - F
Istmina, Colombia

13



A.J. Merriweather - Jr. - G
Jackson, Tenn.

14



Deuce Bello - Sr. - G
Greensboro, N.C.

15




Lester Wilson - Sr. - F
Knoxville, Tenn.

21



Nigel Holley - Jr. - F
Wilmington, N.C.

24



Benny Lufle - Jr. - F
Burlington, Canada

30



Stetson Moore - Jr. - G
Knoxville, Tenn.

31



Toriano Stokes - Fr. - C
Memphis, Tenn.

40



Tevin Glass - Sr. - F
Norcross, Ga.



East Tennessee State's record in 2015-16 when ...

(through games of Jan. 4, 2016)

| | | | |
|---|-----|--|-----|
| On Sunday..... | 1-0 | ETSU attempts more free throws..... | 4-4 |
| On Monday..... | 1-0 | Opponent attempts more free throws..... | 4-2 |
| On Tuesday..... | 1-3 | ETSU makes more free throws..... | 4-3 |
| On Wednesday..... | 1-1 | Opponent makes more free throws..... | 4-3 |
| On Thursday..... | 1-0 | ETSU has a better free throw percentage..... | 6-3 |
| On Friday..... | 1-1 | Opponent has a better free throw percentage..... | 2-3 |
| On Saturday..... | 2-1 | Shooting better than 70% from the line..... | 6-2 |
| In November..... | 3-3 | Opponent shoots better than 70% from the line..... | 3-1 |
| In December..... | 3-3 | ETSU has more rebounds..... | 5-0 |
| In January..... | 2-0 | Opponent has more rebounds..... | 3-6 |
| In February..... | 0-0 | ETSU has more defensive rebounds..... | 6-0 |
| In March..... | 0-0 | Opponent has more defensive rebounds..... | 1-5 |
| Ahead at halftime..... | 6-0 | ETSU has more offensive rebounds..... | 5-0 |
| Trailing at halftime..... | 2-6 | Opponent has more offensive rebounds..... | 3-4 |
| ETSU attempts more field goals..... | 5-3 | ETSU has more fouls..... | 4-2 |
| Opponent attempts more field goals..... | 3-3 | Opponent has more fouls..... | 3-4 |
| ETSU makes more field goals..... | 7-1 | ETSU has more assists..... | 6-2 |
| Opponent makes more field goals..... | 1-4 | Opponent has more assists..... | 2-4 |
| ETSU has a better FG percentage..... | 8-1 | ETSU has more turnovers..... | 2-3 |
| Opponent has a better FG percentage..... | 0-5 | Opponent has more turnovers..... | 4-3 |
| Shooting better than 50%..... | 4-0 | ETSU has more blocks..... | 5-2 |
| Opponent shoots better than 50%..... | 1-4 | Opponent has more blocks..... | 2-4 |
| ETSU makes more 3-pt. field goals..... | 4-1 | ETSU has more steals..... | 6-3 |
| Opponent makes more 3-pt. field goals..... | 4-3 | Opponent has more steals..... | 2-2 |
| ETSU has a better 3-pt FG percentage..... | 6-2 | | |
| Opponent has a better 3-pt. FG percentage..... | 2-4 | | |
| ETSU shoots better than 40% from 3-pt. range..... | 2-1 | | |
| Opponent shoots better than 40% from 3-pt. range..... | 1-3 | | |

Games Leading ETSU In

- SCORING** - Cromer (8), Guyn (6), Banks (1)
- REBOUNDS** - Banks (4), Guyn (2), Merriweather (2), Cromer (2), Jurkin (2), Lufile (2), Bello (1)
- ASSISTS** - Cromer (6), McClain (5), Guyn (5), Bello (2), Bradford (2)
- STEALS** - Cromer (4), Guyn (4), Bello (3), Bradford (3), Lufille (2), Merriweather (2), Jurkin (2), McClain (2)
- BLOCKS** - Guyn (6), Jurkin (4), Banks (3), Lufile (3), Bradford (3), Bello (2), Stokes (2), McClain (1), Holley (1)

In ETSU's 8 wins ...

| | |
|--|----------------|
| ETSU's FG percentage..... | .492 (236-480) |
| ETSU's three-point percentage..... | .361 (57-158) |
| ETSU's free throw percentage..... | .749 (164-219) |
| ETSU's rebounds per game..... | 39.5 (316) |
| ETSU's rebound margin..... | +4.6 (+37) |
| ETSU's assists per game..... | 13.5 (108) |
| ETSU's turnovers per game..... | 12.0 (96) |
| ETSU's steals per game..... | 7.0 (56) |
| ETSU's blocks per game..... | 4.1 (33) |
| ETSU's fouls per game..... | 22.5 (180) |
| ETSU's points per game..... | 86.6 (693) |
| Opponents' FG percentage..... | .393 (186-473) |
| Opponents' three-point percentage..... | .262 (44-168) |
| Opponents' free throw percentage..... | .699 (135-193) |
| Opponents' rebounds per game..... | 34.9 (279) |
| Opponents' assists per game..... | 10.1 (81) |
| Opponents' turnovers per game..... | 14.5 (115) |
| Opponents' steals per game..... | 6.1 (49) |
| Opponents' blocks per game..... | 2.6 (21) |
| Opponents' fouls per game..... | 22.5 (179) |
| Opponents' points per game..... | 68.9 (551) |

In ETSU's 6 losses ...

| | |
|--|----------------|
| ETSU's FG percentage..... | .405 (145-358) |
| ETSU's three-point percentage..... | .320 (39-122) |
| ETSU's free throw percentage..... | .630 (63-100) |
| ETSU's rebounds per game..... | 32.2 (193) |
| ETSU's rebound margin..... | - 10.6 (-64) |
| ETSU's assists per game..... | 12.0 (72) |
| ETSU's turnovers per game..... | 14.2 (85) |
| ETSU's steals per game..... | 7.0 (42) |
| ETSU's blocks per game..... | 3.0 (18) |
| ETSU's fouls per game..... | 17.5 (105) |
| ETSU's points per game..... | 65.3 (392) |
| Opponents' FG percentage..... | .481 (174-362) |
| Opponents' three-point percentage..... | .386 (49-127) |
| Opponents' free throw percentage..... | .680 (83-122) |
| Opponents' rebounds per game..... | 42.8 (257) |
| Opponents' assists per game..... | 13.8 (83) |
| Opponents' turnovers per game..... | 14.2 (85) |
| Opponents' steals per game..... | 7.0 (42) |
| Opponents' blocks per game..... | 4.5 (27) |
| Opponents' fouls per game..... | 17.0 (102) |
| Opponents' points per game..... | 80.0 (480) |





2015-16 Miscellaneous Statistics

(through games of Jan. 4, 2016)

Current Streak: Won three (12/30/15-present)
Longest Winning Streak: Won three (12/30/15-present)
Longest Losing Streak:..... Lost three (11/24/15-12/2/15)
Longest Home Winning Streak: Won three (12/10-present)
Longest Home Losing Streak: Lost one (11/28/15)
Longest Road Winning Streak: Won two (1/2/16-present)
Longest Road Losing Streak:..... Lost four (11/24/15-present)
Largest Margin of Victory: 51, vs. Milligan (12/10/15)
Largest Margin of Defeat: 35, vs. Villanova (11/20/15)
Smallest Margin of Victory: 1, vs. Georgia Tech (11/22/15)
Smallest Margin of Defeat: 1, vs. Charleston Southern (11/24/15)

Record When ETSU Scores

<50 points: 0-0
 50-59 points: 0-1
 60-69 points: 1-3
 70-79 points: 2-2
 80-89 points: 2-0
 90+ points: 3-0

Record When ETSU Gives Up

<50 points: 1-0
 50-59 points: 1-0
 60-69 points: 3-1
 70-79 points: 1-2
 80-89 points: 1-2
 90+ points: 1-1

Points In A Half

| Team | Most-1st | Most-2nd | Least-1st | Least-2nd |
|------|--|--------------------------|---|--------------------------|
| ETSU | 49 vs. Milligan (12/10) | 60 vs. Averett (11/14) | 27 vs. Villanova (11/20) vs. Ga. Tech (11/22) vs. Asheville (12/15) | 24 vs. Villanova (11/20) |
| Opp. | 49 vs. Villanova (11/20) 49 vs. Asheville (12/15) | 51 vs. Mrehd St. (12/30) | 22 vs. Milligan (12/10) | 25 vs. Milligan (12/10) |

Double figure/20-Point Games numbers in () indicate career numbers

| Player | Pts. | Reb. | Ast. | 20+ pts. |
|-------------------|---------|--------|------|----------|
| Isaac Banks | 4 (5) | 2 (3) | | |
| Deuce Bello | 5 (5) | | | |
| Desonta Bradford | 1 (4) | | | |
| T.J. Cromer | 12 (12) | | | 3 (3) |
| Abednego Lufile | 3 (3) | 1 (1) | | |
| Ge'Lawn Guyn | 10 (10) | | | 5 (5) |
| Peter Jurkin | 1 (1) | | | |
| Petey McClain | 1 (2) | | (1) | |
| A.J. Merriweather | 5 (38) | 2 (12) | | (1) |
| Lester Wilson | (64) | (4) | | (12) |

Starting Lineups

| Games | Lineup | Record |
|---------|--|--------|
| 1, 6 | Guyn, Cromer, Merriweather, Banks, Jurkin | 1-1 |
| 2, 9-11 | McClain, Guyn, Cromer, Merriweather, Banks | 2-2 |
| 3 | Guyn, Cromer, Bello, Merriweather, Jurkin | 0-1 |
| 4 | Guyn, Cromer, Merriweather, Wilson, Holley | 1-0 |
| 5 | Guyn, Cromer, Merriweather, Banks, Holley | 0-1 |
| 7, 8 | McClain, Guyn, Cromer, Merriweather, Jurkin | 1-1 |
| 12 | McClain, Cromer, Merriweather, Lufile, Banks | 1-0 |
| 13-14 | McClain, Guyn, Cromer, Lufile, Banks | 2-0 |



About T.J.: A high-percentage shooting guard who can make shots from anywhere on the floor ... was a winner at the junior college level ... expected to make an immediate impact during the 2015-16 season. **2015-16:** Currently ranks second on the team in scoring with 15.0 ppg, and leads the team in assists with 2.7 apg ... netted a team-high 12 points and four assists in the win over N.C. Central (1/4) ...



#0 T.J. Cromer

scored a team high 16 points and dished out three assists in the win over Western Carolina (1/2) ... set a new career high for points (25) and free throws (10), and matched his season high for minutes played (34) in the win over Morehead State (12/30) ... set or matched season highs for points (22), rebounds (7), assists (5), and free throws made (8) in the win over Eastern Kentucky (12/18) ... had a team-high 13 points in the loss to Asheville (12/15) ... posted career bests for rebounds (6) and steals (3) in the win over Milligan (12/10) ... scored a team-high 15 points in the loss to Tennessee Tech (12/2) ... enjoyed his best game of the season, setting or matching personal bests for points (20), field goals (8), 3-pointers (4), rebounds (5), assists (5) and steals (2) in the loss to UNC Wilmington (11/28) ... had 13 points and matched his season high of two assists in the loss to Charleston Southern (11/24) ... collected 12 points in the win over Georgia Tech (11/22) ... scored a team-high 12 points in the loss to Villanova (11/20) ... had his best game so far behind the arc with three makes, and finished with 17 points in the win over Green Bay (11/17) ... debuted in the starting lineup against Averett (11/14) and responded with a game-high 19 points on 8-of-13 shooting from the floor. **Prior to ETSU:** During two seasons at Columbia State Community College, he averaged 19.9 points per game, connecting on 107 3-pointers and shooting 46 percent from beyond the arc ... helped lead his Columbia State team to a 26-7 overall record in 2014-15, defeating perennial junior college power San Jancito in the first round of the National Junior College Athletic Association Tournament before losing to eventual champion Northwest Florida in the second round ... earned third team All-America and first team All-Region honors ... shot 51 percent from the field and 83 percent from the free throw line, scoring a season-high 34 points in one game and making a career high eight 3-pointers in a matchup with Volunteer State. **Personal:** Major is undecided ... son of Roy Cromer and Shannon Johnson ... born June 22, 1995.

| CROMER'S BESTS | |
|----------------|---|
| | 2015-16 Season Career |
| Points | 25 vs. Morehead State (12/30/15) 25 vs. Morehead State (12/30/15) |
| FG | 8 twice, most recent vs. UNC Wilmington (11/28/15) 8 twice, most recent vs. UNC Wilmington (11/28/15) |
| FGA | 17 vs. Green Bay (11-17-15) 17 vs. Green Bay (11-17-15) |
| 3FG | 4 vs. UNC Wilmington (11/28/15) 4 vs. UNC Wilmington (11/28/15) |
| 3FGA | 8 vs. Green Bay (11-17-15) 8 vs. Green Bay (11-17-15) |
| FT | 10 vs. Morehead State (12/30/15) 10 vs. Morehead State (12/30/15) |
| FTA | 12 twice, most recent vs. Morehead State (12/30/15) 12 twice, most recent vs. Morehead State (12/30/15) |
| Rebounds | 7 vs. Eastern Kentucky (12/18/15) 7 vs. Eastern Kentucky (12/18/15) |
| Assists | 5 twice, most recent vs. Eastern Kentucky (12/18/15) 5 twice, most recent vs. Eastern Kentucky (12/18/15) |
| Blocks | N/A N/A |
| Steals | 3 vs. Milligan (12/10/15) 3 vs. Milligan (12/10/15) |
| Minutes | 34 3 times, most recent vs. Western Carolina (1/2/16) 34 3 times, most recent vs. Western Carolina (1/2/16) |



About Petey: A point guard with impressive speed and a great motor ... knows how to run a team ... can both distribute and score the basketball ... phenomenal off the dribble. **2015-16:** Currently third on the team with 2.2 assists per game ... had a season high four rebounds and scored five points in the win over N.C. Central (1/4) ... collected season highs for steals (4) and minutes played



#1 Petey McClain

(25) in the win over Western Carolina (1/2) ... posted a team best five assists in the win over Morehead State (12/30) ... had a team-high four assists and scored seven points in the loss to UNC Asheville (12/15) ... set career bests for points (12) and field goals (5) in the win over Milligan (12/10) ... had a season high six assists in the loss to Charleston Southern (11/24) ... played a season high 22 minutes and dished out a season-high three assists in the loss to No. 8 Villanova (11/20) ... was in the starting lineup for the Green Bay game (11/17), finishing with two points, two assists and two rebounds in 10 minutes of action. **2014-15:** Led the team with 4.2 assists per game ... led the SoCon in assists/turnover ratio at 3.3 ... dished out seven assists and committed just two turnovers, scoring four points and collecting two steals in the win over Tennessee Tech (2/16) ... had five assists in the win over Furman (2/14) ... contributed four assists, three steals and three rebounds in the loss to Samford (2/7) ... had five assists and just one turnover in the loss to Wofford (2/5) ... dished out six assists in the loss to Furman (1/29) ... had eight assists and just one turnover in the win over Western Carolina (1/15) ... connected on a career high three 3-pointers and scored nine points in the loss to Chattanooga (1/10) ... had five assists and no turnovers in the win over Mercer (1/8) ... matched his career high with 11 assists and played a season high 33 minutes in the win over Tennessee (12/31) ... played a season high 30 minutes, dishing out six assists in the win over Eastern Kentucky (12/16) ... dished out a game-high six assists and committed just one turnover in the win over Western Carolina (12/3) ... left early in the Morehead State (12/1) game with an injury ... currently leads the SoCon in assist-turnover ratio ... posted a season high nine points and dished out four assists in the win over Asheville (11/22) ... dished out a career high 11 assists and collected a season high four steals in 17 minutes of play in the win over UVa.-Wise (11/18). **2013-14:** Led the team with 3.4 assists per game ... had a team-high five assists in the loss to Towson (3/21) in the CIT quarterfinals ... returned to action against Chattanooga (3/18), after missing the Lipscomb (3/4) A-Sun quarterfinal game and FGCU (3/6) A-Sun semifinal game with an injured ankle ... matched his career best with two made 3-pointers in the loss to Jacksonville (2/20) ... scored seven points and dished out four assists in the win over Stetson (2/15) ... had an impressive eight assists and just two turnovers in the win over FGCU (2/13) ... enjoyed another solid performance with seven points, five assists and three steals

in the win over Jacksonville (1/25) ... had a spectacular game in the win over North Florida (1/23), dishing out a career high nine assists, scoring seven points, collecting five rebounds and grabbing two steals ... dished out five assists and grabbed five rebounds in the win over Valparaiso (12/29) ... had a career high five steals and scored four points in the win over Austin Peay (12/21) ... matched his season high with eight points and collected a career high two 3-pointers in the win over Tusculum (12/16) ... scored a season high eight points, dishing out a season high six assists and three steals in the win over Austin Peay (12/4) ... matched his season high with eight points in the loss to Tennessee Tech (11/27) ... scored a season high eight points and dished out a pair of assists in the win over Stephen F. Austin (11/23/13) ... had a season high six assists and three rebounds in the loss to Winthrop (11/19) ... posted season highs for minutes played (36), steals (3) and assists (4) in the loss to Morehead State (11/12) ... started at point guard against Charlotte (11/8), dishing out a team-high three assists and scoring five points. **2012-13:** Led the Bucs with 80 assists on the year, for an average of 3.2 per game ... dished out five assists, collected two steals and scored four points in the win over Jacksonville (2/23) ... grabbed a career high six rebounds and blocked a shot in the win over Lipscomb (2/2) ... matched his career high with eight assists and did not commit a turnover in the win over North Florida (1/26) ... (played his best game as a Buc, posting career highs for points (10), assists (8), free throws (4) and steals (3) in the win over FGCU (1/12) ... started the Northern Kentucky game but left the contest after suffering another ankle injury ... played 33 minutes, making his first career 3-pointer and picking up a personal best four rebounds in the loss to Lipscomb (1/5) ... returned from an ankle injury to play 14 minutes in the loss to VCU (1/2) ... had missed the team's last seven games prior to VCU (1/2) ... set personal bests with eight points, three rebounds and three steals in the loss to Georgia (11/23) ... played all 40 minutes at the point in the win over Charleston Southern (11/20), dishing out seven assists in the contest ... made his collegiate debut at Virginia Tech (11/10), starting at the point guard position and dishing out a team high three assists while netting six points in 29 minutes of action. **High School:** Finished as the all-time leading scorer at Faith Academy in Mobile, Ala. ... ended his career with 1,852 points, while holding the school record for assists, steals and rebounds ... averaged 21.2 points, 5.4 assists, 2.3 steals and 3.9 rebounds a game his senior season, leading his team to a school-record 24 wins and a state tournament semifinal berth ... shot nearly 45 percent from the floor and 31 percent from 3-point range in high school ... was an Alabama all-star game selection in both 2011 and 2012, and a Class 5A all-state pick in 2012 ... he finished his prep career with 17 school records. **Personal:** Major is Sports Medicine ... son of Lorenzo and Jaqueline Cox ... born Dec. 17, 1992.

MCCLAIN'S BESTS

| | 2015-16 Season | Career |
|----------|--|--|
| Points | 12 vs. Milligan (12/10/15) | 12 vs. Milligan (12/10/15) |
| FG | 5 vs. Milligan (12/10/15) | 5 vs. Milligan (12/10/15) |
| FGA | 9 vs. Milligan (12/10/15) | 9 twice, most recent vs. Milligan (12/10/15) |
| 3FG | 1 3 times, most recent vs. N.C. Central (1/4/16) | 3 vs. Chattanooga (1/10/15) |
| 3FGA | 4 vs. Milligan (12/10/15) | 4 vs. Milligan (12/10/15) |
| FT | 2 twice, most recent vs. Morehead State (12/30/15) | 5 twice, most recent vs. Stetson (2/15/14) |
| FTA | 4 vs. Morehead State (12/30/15) | 8 vs. North Florida (1/26/13) |
| Rebounds | 4 vs. N.C. Central (1/4/16) | 5 4 times, most recent vs. USC Upstate (2/10/14) |
| Assists | 6 vs. Charleston Southern (11-24-15) | 11 twice, most recent vs. Tennessee (12/31/14) |
| Blocks | N/A | 1 vs. Lipscomb (2/2/13) |
| Steals | 4 vs. Western Carolina (1/2/16) | 5 vs. Austin Peay (12/21/13) |
| Minutes | 25 vs. Western Carolina (1/2/16) | 40 vs. Charleston Southern (11/20/12) |

About Shemar: A multi-talented wing with tremendous length, allowing him to create scoring opportunities ... expected to develop into a strong defender, and with time to gain experience and develop strength could become an all-conference performer. **2015-16:** Is expected to redshirt this season. **High school:** Averaged 16.5 points, 6.1 rebounds, 3.1 steals and 2.7 assists per game this past season at New Hope High School in Columbus, Miss. ... helped guide the Trojans to a 22-8 record in 2014-15, pouring in 27 points (19 in the second half) as New Hope rallied from an 18-point deficit to defeat Meridian, 58-56, in the 18th-annual Joe Horne Columbus Christmas Invitational ... the next day, Johnson netted 21 points in a 70-69 win over Columbus. **Personal:** Major is criminal justice ... son of Phebie Moore ... born Sept. 20, 1996.



#2 Shemar Johnson

| JOHNSON'S BESTS | | |
|-----------------|----------------------|--------------|
| | 2015-16 Season | Career |
| Points | N/A | N/A |
| FG | N/A | N/A |
| FGA | N/A | N/A |
| 3FG | N/A | N/A |
| 3FGA | N/A | N/A |
| FT | N/A | N/A |
| FTA | N/A | N/A |
| Rebounds | N/A | N/A |
| Assists | N/A | N/A |
| Blocks | N/A | N/A |
| Steals | N/A | N/A |
| Minutes | N/A | N/A |

About Ge'Lawn: An experienced, strong guard who will make an immediate impact ... known as an impressive defender, as well as a scoring threat on the offensive end of the floor ... has competed at the high major level and was highly recruited out of high school.



#3 Ge'Lawn Guyn

2015-16: Currently leads the team in scoring (17.2 ppg), blocks (0.9 bpg), and steals (1.2 spg) and is second in assists (2.4 apg) ... netted

11 points and dished out three assists in the win over N.C. Central (1/4), while also matching his season high with 37 minutes of court time ... returned to action in the win over Western Carolina (1/2), scoring 10 points and dishing out four assists despite early foul trouble that limited his minutes ... sat out the Morehead State game (12/30) with a calf injury and is listed day-to-day ... played a season high 37 minutes, scoring a game-high 22 points in the loss to Tennessee (12/22) ... set career marks for points (27), field goals (9), 3-pointers (6) and minutes played (36) in the win over Eastern Kentucky (12/18), going 9-of-15 from the floor and 6-of-10 from 3-point range ... netted a game-high 18 points and matched his career high with four 3-pointers in the win over Milligan (12/10) ... had a season high four steals and scored nine points in the loss to Tennessee Tech (12/2) ... scored 18 points while matching or setting season highs for steals (2) and blocks (2) in the loss to UNC Wilmington (11/28) ... had another impressive outing in the loss to Charleston Southern (11/24), scoring a game-high 23 points ... enjoyed a heroic effort in the win over Georgia Tech (11/22), hitting the game-winning 3-pointer in the final seconds and finishing with a game-high 24 points and a team-high seven

rebounds ... put together his second straight impressive offensive outing with a game-high 26 points to go with a team-high eight rebounds in the win over Green Bay (11/17) ... debuted as a Buccaneer at the starting point guard position and responded with a game-high 19 points and five assists in the win over Averett (11/14). **Prior to ETSU:** Was a three-year contributor for the Cincinnati Bearcats, playing in over 100 games during his career and starting each of the team's 34 contests during his junior season in 2013-14 ... Guyn left the program following an injury during his senior season in 2014-15, and by NCAA rule he will be eligible to play for the Buccaneers this upcoming season after receiving his undergraduate degree from Cincinnati. ... during his junior season at Cincinnati, Guyn averaged 19 minutes a game, scoring 4.5 points and grabbing two rebounds a contest ... he averaged just one turnover a game during American Athletic Conference play that season ... Prior to his time with the Bearcats, Guyn was a standout high school and prep school player, averaging 16 points, six rebounds and nine assists per game while at South Kent Prep (Ky.) ... his high school years at Scott County were highlighted by the team's state semifinal run in 2009-10. ... Following his prep career, Guyn ranked among the Top 50 shooting guards in the nation by Scout.com, while being listed as a three-star prospect by Scout.com and Rivals.com. **Personal:** Major is Sports Management ... son of George and Rebecca Guyn ... Nov. 24, 1990.

GUYN'S BESTS

| | 2015-16 Season | Career |
|----------|--|--|
| Points | 27 vs. Eastern Kentucky (12/18/15) | 27 vs. Eastern Kentucky (12/18/15) |
| FG | 9 vs. Eastern Kentucky (12/18/15) | 9 vs. Eastern Kentucky (12/18/15) |
| FGA | 18 twice, most recent vs. Tennessee (12/22/15) | 18 twice, most recent vs. Tennessee (12/22/15) |
| 3FG | 6 vs. Eastern Kentucky (12/18/15) | 6 vs. Eastern Kentucky (12/18/15) |
| 3FGA | 10 3 times, most recent vs. Tennessee (12/22/15) | 10 3 times, most recent vs. Tennessee (12/22/15) |
| FT | 7 vs. Averett (11-14-15) | 7 vs. Averett (11-14-15) |
| FTA | 9 vs. Averett (11-14-15) | 9 vs. Averett (11-14-15) |
| Rebounds | 8 vs. Green Bay (11-17-15) | 8 vs. Green Bay (11-17-15) |
| Assists | 5 vs. Averett (11-14-15) | 5 vs. Averett (11-14-15) |
| Blocks | 2 3 times, most recent vs. UNC Wilmington (11/28/15) | 2 3 times, most recent vs. UNC Wilmington (11/28/15) |
| Steals | 4 vs. Tennessee Tech (12-2-15) | 4 vs. Tennessee Tech (12-2-15) |
| Minutes | 37 twice, most recent vs. N.C. Central (1/4/16) | 37 twice, most recent vs. N.C. Central (1/4/16) |

About Peter: A unique player for ETSU's program with great length and height ... a top recruit coming out of high school ... has a great shooting touch and can score the basketball ... great shot blocker and defender.



#5 Peter Jurkin

2015-16: Grabbed six rebounds and matched his season high with two blocks in the win over Western Carolina (1/2) ...

matched his season high with seven rebounds in the loss to Tennessee (12/22) ... enjoyed a solid game in the win over Eastern Kentucky (12/18), scoring nine points and grabbing three rebounds, while also collecting a season high two steals ... laced his most productive and aggressive game of the season, scoring 10 points and grabbing seven rebounds in 18 minutes against Tennessee Tech (12/2) ... enjoyed his best game of the year so far, playing a season high 16 minutes and scoring eight points in the loss to UNC Wilmington (11/28) ... played a season high 12 minutes and was 3-for-3 at the foul line in the loss to No. 8 Villanova (11/20) ... gave the Bucs a lift midway through the first half of the Green Bay win (11/17), finished with four points, three rebounds and two blocks in the game ... made his debut as a Buccaneer in the starting lineup at the center position, scoring seven points in the win over Averett (11/4).

2014-15: Sat out the season as a transfer. **Prior to ETSU:** Played two seasons at Indiana University but was hampered by injury during those two seasons ... was one of the top recruits in the country coming out of high school ... averaged 14.8 points and 8.1 rebounds a game for former NBA veteran Muggsy Bogues at United Faith Christian Academy ... was a three-star recruit by both Rivals.com and Scout.com as a senior. **Personal:** Major is Sports Management ... son of Paul and Martina Jurkin ... born Dec. 16, 1992.

JURKIN'S BESTS

| | 2014-15 Season | Career |
|----------|--|--|
| Points | 10 vs. Tennessee Tech (12-2-15) | 10 vs. Tennessee Tech (12-2-15) |
| FG | 4 twice, most recent vs. Eastern Kentucky (12/18/15) | 4 twice, most recent vs. Eastern Kentucky (12/18/15) |
| FGA | 7 vs. Tennessee Tech (12-2-15) | 7 vs. Tennessee Tech (12-2-15) |
| 3FG | N/A | N/A |
| 3FGA | N/A | N/A |
| FT | 3 vs. Villanova (11-20-15) | 3 vs. Villanova (11-20-15) |
| FTA | 3 3 times, most recent vs. Eastern Kentucky (12/18/15) | 3 3 times, most recent vs. Eastern Kentucky (12/18/15) |
| Rebounds | 7 twice, most recent vs. Tennessee (12/22/15) | 7 twice, most recent vs. Tennessee (12/22/15) |
| Assists | N/A | N/A |
| Blocks | 2 twice, most recent vs. Western Carolina (1/2/16) | 2 twice, most recent vs. Western Carolina (1/2/16) |
| Steals | 2 vs. Eastern Kentucky (12/18/15) | 2 vs. Eastern Kentucky (12/18/15) |
| Minutes | 18 vs. Tennessee Tech (12-2-15) | 18 vs. Tennessee Tech (12-2-15) |

About Isaac: A player with a great deal of potential and talent ... extremely long and plays larger than his 6-foot-7 frame ... known as a tenacious rebounder and high-energy player during his prep career. **2015-16:** Currently first on the team with 5.2 rebounds a game ... enjoyed one of his best games of the year against N.C. Central (1/4), posting a double-double with 12 points and 12 rebounds in a season-high 34 minutes of action ... played a



#10 Isaac Banks

fantastic game in the win at Western Carolina (1/2), matching his career high with five field goals and posted a season best with three assists, while also finishing the game with 10 points and seven rebounds ... collected nine points and seven rebounds, playing a season high 32 minutes in the loss to Asheville (12/15) ... had his first career double-double with 11 points and 10 rebounds in the win over Milligan (12/10) ... matched his career high with four blocks, while setting season highs for rebounds (6) and minutes played (30) ... scored six points and grabbed three rebounds in the win over Georgia Tech (11/22) ... matched his career high with 12 points in the win over Green Bay (11/17), while also grabbing five rebounds and blocking two shots ... was in the starting lineup at the power forward position in the season opener against Averett (11/14), scoring four points and grabbing four rebounds. **2014-15:** Played in 28 games and started 14 ... averaged 4.9 rebounds and 2.9 points a game, while shooting 52 percent from the floor ... grabbed a career high 14 rebounds in the loss to The Citadel (2/26) ... dished out a strong three assists and grabbed five rebounds in the loss to Samford (2/7) ... had a team-high eight rebounds, scored four points and blocked two shots in the loss to Wofford (2/5) ... njoyed a solid game in the win over The Citadel (1/22), grabbing eight rebounds, scoring seven points and blocking three shots in 24 minutes ... had a career high four blocks and scored a season high eight points in the win over Tusculum (1/19) ... rabbed a game-high nine rebounds in the win over Mercer (1/8) ... had a career high 10 rebounds, while scoring four points and dishing out three assists in the loss to VCU (12/22) ... stepped into the starting lineup for the first time in his career against Eastern Kentucky (12/16), and played extremely well, setting career highs for minutes played (40), assists (4) and rebounds (9) ... played well in the loss to UNCG (12/13), grabbing six rebounds, scoring four points, blocking two shots and dishing out an assist ... hit his first career 3-pointer and posted season highs for points (7), rebounds (6) and minutes (13) against UVa.-Wise (11/18) ... played six minutes and scored two points in the opener at

Valpo (11/14). **2013-14:** Played in 23 games as a true freshman, averaging 1.3 ppg and 1.2 rpg ... scored six points in the win over Kennesaw State (1/4/14) ... enjoyed a strong game with personal bests for points (12), rebounds (9), blocks (2) and minutes played in the win over Tusculum (12/16) ... set or matched season highs for rebounds (5), assists (2), points (2) and blocks (1) in 12 minutes of play against Georgia Tech (12/7) ... scored his first two points in college with a basket against Winthrop (11/19) ... made his collegiate debut against Charlotte (11/8), collecting four rebounds, two assists and one block in 11 minutes of play. **High School:** Averaged 19 points, 16 rebounds and four blocks a game as a senior at John Curtis High School, and was an all-metro, all-district and all-state selection two years in a row during his prep career ... In addition, he led his team to the Louisiana Class 2A state championship in 2011-12 and was named the tournament's most valuable player ... Averaged double figures scoring for three seasons at the prep level, and in fact his best statistical year came as a junior when he averaged 20 points, 16 rebounds and four blocks per game. **Personal:** Major is Business ... born Nov. 24, 1994.

BANK'S BESTS

| | 2015-16 Season | Career |
|----------|--|---|
| Points | 12 twice, most recent vs. N.C. Central (1/4/16) | 12 3 times, most recent vs. N.C. Central (1/4/16) |
| FG | 6 vs. N.C. Central (1/4/16) | 6 vs. N.C. Central (1/4/16) |
| FGA | 6 4 times, most recent vs. N.C. Central (1/4/16) | 7 vs. Tusculum (12/16/13) |
| 3FG | N/A | 1 vs. UVa.-Wise (11/18/14) |
| 3FGA | N/A | 1 twice, most recent vs. UVa.-Wise (11/18/14) |
| FT | 5 vs. Milligan (12/10/15) | 5 vs. Milligan (12/10/15) |
| FTA | 8 vs. Milligan (12/10/15) | 8 vs. Milligan (12/10/15) |
| Rebounds | 12 vs. N.C. Central (1/4/16) | 14 vs. The Citadel (2/26/15) |
| Assists | 3 vs. Western Carolina (1/2/16) | 4 vs. Eastern Kentucky (12/16/14) |
| Blocks | 4 vs. Charleston Southern (11-24-15) | 4 twice, most recent vs. Charleston Southern (11-24-15) |
| Steals | 1 vs. N.C. Central (1/4/16) | 1 7 times, most recent vs. UNC Greensboro (2/12/15) |
| Minutes | 34 vs. N.C. Central (1/4/16) | 40 vs. Eastern Kentucky (12/16/14) |

About Desonta: A quality guard who can score the basketball ... brings athleticism to the perimeter ... was highly recruited.

2015-16: Enjoyed one of his best games of the year, making clutch plays down the stretch and finishing with six points, four assists and two steals in the win over N.C. Central (1/4)



#11 Desonta Bradford

... played a season high 24 minutes and grabbed a career-best six rebounds in the loss to Tennessee Tech

(12/2) ... scored nine points and dished out a team-high four assists in the win over Green Bay (11/17) ... came off the bench to score 11 points and posted career highs for free throws (7) and rebounds (5) in the win over Averett (11/14). **2014-**

15: Averaged 4.1 points per game and played in 29 contests as a true freshman ... made the most of his first career start, playing a personal best 26 minutes and scoring 12 points in the win over Furman (2/14) ... in the Furman win, he also hit two 3-pointers, including one last in the game that helped seal the win ... played a career high 23 minutes, scoring five points and grabbing three rebounds in the win over UNC Greensboro (2/12) ... and came off the bench to provide a spark in the loss to Wofford (2/5), finishing with a career high 14 points and three steals in 20 minutes of play ... provided solid minutes in the loss to Wofford (1/24), scoring eight points and grabbing two rebounds in 18 minutes of action ... had a career high five assists and scored five points in the win over Tusculum (1/19) ... came off the bench to score five points in 12 minutes of play against Chattanooga (1/10) ... had a career high 10 points and four field goals in the win over VMI (1/2) ... missed the game at Tennessee (12/31) with a wrist injury ... had a nice outing against UNCG (12/13), scoring nine points, grabbing three rebounds and dishing out two assists in 17 minutes ... played 15 minutes, picked up his first career block and dished out two assists in the win over Morehead State (12/1) ... hit his first career 3-pointer and netted five points in 10 minutes against Asheville (11/22) ... scored six points and posted personal bests for rebounds (3) and assists (4) in the win over UVa.-Wise (11/18) ... made his collegiate debut, scoring six points, while grabbing two rebounds and two steals in the opener at Valpo (11/14).

High school: Was named the Tennessee Class A Mr. Basketball winner and was a McDonald's All-American nominee his senior season out of Humboldt High School in Humboldt, Tenn. ... averaged averaged 21.7 points, 7.3 rebounds and 5.3 assists per game his final season in high school, shooting 54 percent from the field and 41 percent from 3-point range during the regular season, on his way to being named first-team all-state. ... as a junior, he led the Vikings to a state championship and was an all-tournament selection, and this year he was the All-District 14-A and All-Region 7-A MVP. He chose the Bucs after considering programs such as Murray State, Butler and Southeast Missouri State. **Personal:** Major is undecided ... son of Sharlice Bradford ... born April 12, 1996.

BRADFORD'S BESTS

| | 2015-16 Season | Career |
|----------|--|--|
| Points | 11 vs. Averett (11-14-15) | 14 vs. Wofford (2/5/15) |
| FG | 4 vs. Green Bay (11-17-15) | 4 3 times, most recent vs. Furman (2/14/15) |
| FGA | 8 vs. Green Bay (11-17-15) | 7 3 times, most recent vs. Chattanooga (2/21/15) |
| 3FG | 1 vs. Eastern Kentucky (12/18/15) | 2 vs. Furman (2/14/15) |
| 3FGA | 1 twice, most recent vs. Eastern Kentucky (12/18/15) | 2 twice, most recent vs. Furman (2/14/15) |
| FT | 7 vs. Averett (11-14-15) | 7 vs. Averett (11-14-15) |
| FTA | 9 vs. Averett (11-14-15) | 9 vs. Averett (11-14-15) |
| Rebounds | 6 vs. Tennessee Tech (12-2-15) | 6 vs. Tennessee Tech (12-2-15) |
| Assists | 4 twice, most recent vs. N.C. Central (1/4/16) | 5 vs. Tusculum (1/19) |
| Blocks | 1 5 times, most recent vs. Morehead State (12/30/15) | 1 9 times, most recent vs. Morehead State (12/30/15) |
| Steals | 2 3 times, most recent vs. N.C. Central (1/4/16) | 3 vs. Wofford (2/5/15) |
| Minutes | 24 vs. Tennessee Tech (12-2-15) | 26 vs. Furman (2/14/15) |

About Hanner: A tremendous athlete who will provide superior athleticism to the Bucs' inside game ... possibly the most highly decorated recruit in program history ... a talented shot blocker with an "above the rim" game. **2015-16:** Is sitting out this season for NCAA transfer rules. **Prior to ETSU:** Played the last three seasons in the Big 10 Conference at Indiana University and will be required by NCAA rules to sit out the 2015-16 season ... will be eligible for his senior season in 2016-17 ... during his junior year at IU, he played 19.5 minutes per game, averaging 6.5 points and 2.7 rebounds to go with a team-high 33 blocks for the Hoosiers. ... as a senior in high school, Mosquera-Perea was the No. 9 rated power forward in his class and the overall No. 43 rated recruit in the nation according to Rivals.com, making him likely the most decorated recruit in ETSU program history. ... over his three seasons at Indiana, he averaged 11.2 minutes per game, while also netting a total of 265 points, 202 rebounds and 51 blocks with the Hoosiers. ... he also shot over 57 percent from the floor and 61 percent from the foul line during his time in Bloomington. **Personal:** Major is Sports Management ... son of Hamilton Mosquera Murillo and Liz Amanda Perea Martines ... born January 29, 1993.



#12 Hanner Mosquera-Perea

| MOSQUERA-PEREA'S BESTS | | |
|------------------------|----------------|--------|
| | 2015-16 Season | Career |
| Points | N/A | N/A |
| FG | N/A | N/A |
| FGA | N/A | N/A |
| 3FG | N/A | N/A |
| 3FGA | N/A | N/A |
| FT | N/A | N/A |
| FTA | N/A | N/A |
| Rebounds | N/A | N/A |
| Assists | N/A | N/A |
| Blocks | N/A | N/A |
| Steals | N/A | N/A |
| Minutes | N/A | N/A |

About A.J.: A solid defender with great length and athleticism . . . versatile player offensively that can man multiple positions. **2015-16:** Currently ranks third on the team in scoring with 8.9 ppg and is second on the team in rebounding with 4.1 rpg ... left the N.C. Central (1/4) game with a hand injury ... had his second double-double effort of the year with 17 points and 10 rebounds in the loss to Charleston Southern (11/24) ... showed why he was a preseason All-SoCon pick with a double-double effort in the season-opening win over Averett (11/14), collecting 17 points, 10 rebounds, two assists and a career-high five steals. **2014-15:** Led team with 6.1 rebounds per game and had a team-best .486 shooting percentage among starters ... ranks fourth on the team with 10.3 points per game, playing in all 30 games and starting 28 contests ... scored a season-high 19 points, going 8-of-12 from the field in the loss to The Citadel (2/26) ... posted another double-double with 12 points and 10 rebounds in the loss to Chattanooga (2/21) ... made a season high six field goals and finished with 13 points to go along with a team-high eight rebounds in the win over Tennessee Tech (2/16) ... posted a season-best 18 point effort in the win over Furman (2/14), while setting or matching career bests for assists (3) and minutes played (38) ... netted 11 points including two thunderous dunks in the win over UNC Greensboro (2/12) ... scored 14 points by going 6-of-7 from the field and matched his career high with three assists in the loss to Samford (2/7) ... provided nine points and five boards in the win over N.C. Central (1/31) ... had a team-high nine rebounds and scored five points in the loss to Furman (1/29) ... scored 12 points and collected four rebounds in the loss to Wofford (1/24) ... had a game-high 11 rebounds and scored nine points in the win over Tusculum (1/19) ... matched his career high with two made 3-pointers, scoring 13 points and grabbing eight rebounds in the loss to VMI (1/17) ... had 12 points and matched his career high with four steals in the win over Western Carolina (1/15) ... collected a team-high eight rebounds and scored five points in the loss to Chattanooga (1/10) ... had eight points and eight rebounds in the win over Mercer (1/8) ... matched his career high with three assists and scored 10 points in the win over Samford (1/5) ... posted his seventh career double-double with a season-high 17 points and 10 rebounds in the win over VMI (1/2) ... also had a season high three steals vs. VMI (1/2) ... had a great game against UNCG (12/13), posting a double-double with 13 points and a career high 14 rebounds, while also matching or posting personal bests for assists (3), blocks (2) and minutes played (35) ... ut together his best game of the year so far, matching or surpassing season highs for points (16), field goals (5), free throws (6) and rebounds (6) ... scored seven points and was a season-best 5-of-6 from the free throw line in the win over Morehead State (12/1) ... netted seven points and matched or bested his season highs for rebounds (6), assists (3) and blocks (1) in the win over Asheville



#13 A.J. Merriweather

(11/22) ... scored 10 points in the win over UVa.-Wise (11/18) ... netted 12 points and matched his career high with two 3-pointers in the loss at Valpo (11/14). **2013-14:** Led the team with 6.3 rebounds a game and was fifth on the team in scoring with 9.5 ppg ... was an Atlantic Sun Conference All-Freshman team selection ... had 11 points and five rebounds in the win over Chattanooga (3/18) ... connected on the game-winning free throw with 1.5 seconds left as the Bucs dropped Lipscomb (3/4) in the quarter-finals of the A-Sun Tournament ... posted his fifth double-double of the year with 13 points and 10 rebounds in the win over Stetson (2/15) ... collected his fourth career double-double with 10 points and 11 rebounds, while also picking up three steals in the win over FGCU (2/13) ... had 12 points and eight rebounds in the win over Lipscomb (2/8) ... matched his career high with 11 rebounds and scored nine points in the win over Northern Kentucky (2/6) ... scored 14 points and grabbed nine rebounds in the win over Kennesaw State (2/2) ... had a personal best three assists and scored 10 points in the win over Northern Kentucky (1/11) ... scored a career high 20 points and grabbed nine rebounds in the loss to Mercer (1/6) ... picked up his third career double-double with a career-high 19 points and game-high 10 rebounds in the win over Kennesaw State (1/4/14) ... was named the Atlantic Sun Conference Newcomer of the Week on Dec. 9 ... posted career bests for assists (3), steals (4) and made 3-pointers (2), while scoring 14 points and grabbing four rebounds in the win over Austin Peay (12/21) ... matched his career best with 18 points and added seven rebounds in the loss to Georgia Tech (12/7) ... collected his second double-double of his career with a career high 18 points and 11 rebounds in the win over Austin Peay (12/4) ... netted 13 points and matched his career best with five field goals in the loss to Tennessee Tech (11/27) ... scored 12 points and grabbed nine rebounds in the win over Stephen F. Austin (11/23) ... netted 15 points and seven rebounds in the win over Samford (11/21) ... posted his first career double-double with career bests for points (12) and rebounds (11) in the loss to Morehead State (11/12) ... making his collegiate debut at Charlotte (11/8), he scored 10 points, while grabbing a team-high seven rebounds and three steals in 29 minutes of play. **High School:** Averaged 14 points, eight rebounds, two steals and two assists as a senior at South Side High School . . . was an all-district, all-region and all-state selection, while also being named as a finalist for Tennessee Class AA Mr. Basketball ... posted the highest grade point average on his team. **Personal:** Major is Engineering ... son of Albert and Mitzi Merriweather . . . born Aug. 26, 1995.

MERRIWEATHER'S BESTS

| | 2015-16 Season | Career |
|----------|--|--|
| Points | 17 twice, most recent vs. Charleston Southern (11-24-15) | 20 vs. Mercer (1/6/14) |
| FG | 6 vs. Charleston Southern (11-24-15) | 8 twice, most recent vs. The Citadel (2/26/15) |
| FGA | 11 vs. Tennessee (12/22/15) | 14 vs. Chattanooga (2/21/15) |
| 3FG | 1 3 times, most recent vs. Tennessee (12/22/15) | 2 4 times, most recent vs. Mercer (2/28/15) |
| 3FGA | 3 vs. Tennessee (12/22/15) | 4 vs. Valparaiso (11/14/14) |
| FT | 7 vs. Averett (11-14-15) | 8 vs. Morehad State (11/12/13) |
| FTA | 8 vs. Charleston Southern (11-24-15) | 12 vs. Morehead State (11/12/13) |
| Rebounds | 10 twice, most recent vs. Charleston Southern (11-24-15) | 14 vs. UNC Greensboro (12/13/14) |
| Assists | 2 5 times, most recent vs. Tennessee (12/22/15) | 3 9 times, most recent vs. Chattanooga (2/21/15) |
| Blocks | 1 vs. Averett (11-14-15) | 2 twice, most recent vs. Mercer (2/28/15) |
| Steals | 5 vs. Averett (11-14-15) | 5 vs. Averett (11-14-15) |
| Minutes | 31 vs. Charleston Southern (11-24-15) | 38 vs. Furman (2/14/15) |

About Deuce:

A highly touted prep star out of Westchester Country Day School, Bello was ranked as one of the nation's top recruits coming out of high school. **2015-16:**

Currently ranks fourth on the team in scoring with 8.8 points per game ... netted nine points in the win over N.C. Central (1/4) ... enjoyed a strong performance in the win at Western Carolina (1/2), scoring 15 points, grabbing

a season high five rebounds and dishing out two assists ... had a helpful 12 points off the bench and collected a season-high three steals in the win over Morehead State (12/30) ... dished out a season high seven assists in the loss to Tennessee (12/22) ... had 13 points in the win over Milligan (12/10) ... dished out a season high three assists and grabbed two steals in the loss to Tennessee Tech (12/2) ... had 13 points on 5-of-10 shooting in the loss to Charleston Southern (11/24), making a season high three 3-pointers ... posted or matched season highs for minutes (24), rebounds (5), assists (2) and steals (2) in the loss to No. 8 Villanova (11/20) ... scored seven points and grabbed three rebounds in the win over Green Bay (11/17) ... made his ETSU debut in the season-opening win over Averett (11/14), coming off the bench to score 16 points and blocking two shots in 22 minutes of action. **Prior to ETSU:** Bello averaged 10.9 minutes a game as a junior at Southeastern Conference member Missouri in 2014-15...Bello began his career at Baylor in 2011-12 and playing two seasons for the Bears, Bello sat out the 2013-14 season and played for Missouri as a redshirt junior last year, averaging 1.8 points and 1.1 rebounds per game...During his prep career at Westchester County Day, Bello averaged 19.3 points, 6.9 rebounds and 3.5 assists per game...Bello was rated as a four-star recruit by ESPN, Rivals.com and Scout.com. When he signed at Baylor, he was part of one of the nation's top recruiting classes. **Personal:** Major is undecided ... son of Ramon and Bummy Bello ... born Sept. 19, 1992.



#14 Deuce Bello

BELLO'S BESTS

| | 2015-16 Season | Career |
|----------|--|--|
| Points | 16 vs. Averett (11-14-15) | 16 vs. Averett (11-14-15) |
| FG | 5 vs. Charleston Southern (11-24-15) | 5 vs. Charleston Southern (11-24-15) |
| FGA | 9 twice, most recent vs. Milligan (12/10/15) | 9 twice, most recent vs. Milligan (12/10/15) |
| 3FG | 3 vs. Charleston Southern (11-24-15) | 3 vs. Charleston Southern (11-24-15) |
| 3FGA | 8 vs. Charleston Southern (11-24-15) | 8 vs. Charleston Southern (11-24-15) |
| FT | 7 twice, most recent vs. Western Carolina (1/2/16) | 7 twice, most recent vs. Western Carolina (1/2/16) |
| FTA | 12 vs. Western Carolina (1/2/16) | 12 vs. Western Carolina (1/2/16) |
| Rebounds | 5 twice, most recent vs. Western Carolina (1/2/16) | 5 twice, most recent vs. Western Carolina (1/2/16) |
| Assists | 4 vs. Tennessee (12/22/15) | 4 vs. Tennessee (12/22/15) |
| Blocks | 2 twice, most recent vs. Villanova (11-20-15) | 2 twice, most recent vs. Villanova (11-20-15) |
| Steals | 3 vs. Morehead State (12/30/15) | 3 vs. Morehead State (12/30/15) |
| Minutes | 28 vs. Charleston Southern (11-24-15) | 28 vs. Charleston Southern (11-24-15) |

About Lester: A highly athletic player who is a proficient scorer both inside and outside the arc ... hard to define his position because he has guard/forward size ... has shown proficiency as a 3-point shooter as well. **2015-16:** Currently third on the program's all-time list for made 3-pointers with 226 makes, just recently passing former great Keith "Mister" Jennings, who had



#15 Lester Wilson

223 threes in his career, and he ranks 20th on the all-time scoring list with 1,213 points ... played a season high 23 minutes and responded to the extra playing time with a season high nine points, seven rebounds and one steal in the win over N.C. Central (1/4) ... connected on two 3-pointers and finished with eight points in the win over Western Carolina (1/2) ... had a pair of 3s in the win over Morehead State (12/30) and played a season high 15 minutes ... set or matched season bests for points (9), field goals (3), 3-pointers (2) and rebounds (5) in the loss to Tennessee (12/22) ... connected on a pair of 3-pointers for the third game in a row and finished with a season high nine points in the loss to No. 8 Villanova ... hit another pair of 3-pointers and finished with six points in the win over Green Bay (11/17) ... scored seven points and was 2-of-4 from 3-point range in the win over Averett (11/14). **2014-15:** Finished third on the team with 12.6 points per game ... ended the season with 210 made 3-pointers for his career, which leaves him 66 shy of the school record of 276 set by Courtney Pigram from 2005 to 2009 ... eclipsed 1,000 points for his career with a 3-pointer at the 19:13 mark of the first half and scored 11 points in the win over The Citadel (1/22) ... collected 18 points -- 17 in the first half -- in the Bucs loss to Mercer (2/28), matching his season high for 3-pointers in a game with five ... netted 15 points on 6-of-12 shooting in the win over Tennessee Tech (2/16) ... had a 20-point effort in the win over Furman (2/14), setting new personal bests for free throws (7) and free throws attempted (11) ... netted 13 points in the loss to Samford (2/7) ... scored 10 points in the win over N.C. Central (1/31) ... had a team-high and season-high 21 points in the loss to Furman (1/29) ... posted a double-double with 11 points and a season high 10 rebounds in the win over Tusculum (1/19) ... matched his career high for the second game in a row with three steals, while also scoring 12 points and grabbing six rebounds in the loss to VMI (1/17) ... matched his career high with three steals in the win over Western Carolina (1/15) ... netted 15 points and matched his career highs for assists (2) and blocks (2) in the loss to Chattanooga (1/10) ... had 14 points in the win over Mercer (1/8) ... scored 17 points in the victory over Samford (1/5) ... scored 11 points in the win over VMI (1/2) ... netted 16 points in the loss to Tennessee (12/31) ... played a career high 40 minutes, scoring 11 points in the loss to VCU (12/22) ... made four second-half 3-pointers, ultimately scoring 15 points and helping lift the Bucs past Eastern Kentucky (12/16) ... netted 17 points

and matched his season high for 3-pointers with five in the win over Western Carolina (12/3) ... made several clutch shots -- including three straight 3-pointers late in the game -- finishing with 18 points and a season-best two steals in the win over Morehead State (12/1) ... posted a season best 20-point effort in the win over Winthrop (11/24) ... scored a season high 18 points and six rebounds, and blocked a career high two shots in the win over UVA.-Wise (11/18) ... had 10 points and four rebounds in the loss to Valpo (11/14) in the season opener. **2013-14:** Finished fourth on the team with 10.1 points per game on the year ... scored 11 points and grabbed six rebounds in the loss to Towson (3/21) in the CIT quarterfinals ... netted 13 points in the win over Lipscomb (3/4) ... had 12 points in the loss to USC Upstate (2/28) ... scored 15 points in the win over UNF (2/22) ... set career highs for points (31) and made 3-pointers (7) in the loss to Jacksonville (2/20) ... netted 15 points in the win over Stetson (2/15) ... had one of his best games of the season, hitting a career high six 3-pointers and playing a season high 34 minutes in the win over FGCU (2/13) ... played a season high 31 minutes, scoring in double figures for the fifth game in a row and posted a double-double with 10 points and 10 rebounds in the loss to USC Upstate (2/10) ... reached double figures for the fourth straight game, netting 13 points and grabbing seven rebounds in the win over Lipscomb (2/8) ... scored a team-high 19 points and grabbed six rebounds in the win over Kennesaw State (2/2) ... scored double figures for the second straight game, netting 14 points in the loss to Mercer (1/31) ... rebounded from his recent scoring struggles to net 13 points on 3-of-6 shooting in the win over Jacksonville (1/25) ... scored 10 points in the loss to Stetson (1/16) ... had a season best nine rebounds and scored 13 points in the win over Tusculum (12/16) ... scored 13 points in the win over Marshall (11/30) ... enjoyed his best game of the season with a team-high 20 points on 8-of-13 shooting in the win over Samford (11/21) ... had 13 points and matched his career bests for free throws (5) in the loss to Morehead State (11/12) ... scored 10 points in the season-opening loss to Charlotte (11/8). **2012-13:** Finished second on the team with 13.0 points per game ... was named by ESPN.com as one of the nation's top 25 freshman players earlier in the year ... was an Atlantic Sun Conference All Freshman team pick ... has eclipsed 20 points in six games this season ... netted 10 points in the loss to North Florida (2/21) ... scored 11 points in the win over Lipscomb (2/2) ... posted 16 points and six rebounds in the loss to Northern Kentucky (1/31) ... netted 16 points in the loss to USC Upstate (1/28) ... collected his second double-double of the year with a 15-point, 10-rebound effort in the win over North Florida (1/26) ... has posted back-to-back 19-point games against Kennesaw State (1/19) and Jacksonville (1/24) ... posted a game-high 21 points for the second straight contest, leading the Bucs past league-leading FGCU (1/12) ... had a game-high 21 points in the loss to Stetson (1/10) ... posted 11 points in the win at Northern Kentucky ... scored a team-best 16 points and hit on 50 percent of his shots in the loss to Lipscomb (1/5) ... had a team-high 14 points in the loss to VCU (1/2) ... managed just one double figure scoring game at the Diamond Head Classic, with 11 points against Hawaii (12/23) ... scored a team high 16 points in the loss to Charleston Southern (12/18) ... posted a team-high 14 points in the loss to Ole Miss (12/14), and played a career-high 40 minutes ... netted his first career double-double with 13 points and a career-high 11 rebounds in the loss to North Carolina (12/8) ... picked up his fourth 20-plus point game with 21 in the loss to James Madison (12/5) ... posted a career high 27 points and matched his personal best with nine rebounds in the win over Milligan (11/29) ... was named A-Sun Newcomer of the Week for the second time this season (11/27) ... netted a team high 12 points in the loss to Georgia (11/23) ... continues to impress with his play, scoring a career high 26 points and grabbing eight rebounds in the win over Charleston Southern (11/20) ... was named the Atlantic Sun Conference newcomer of the week after an impressive debut performance at Virginia Tech (11/10), scoring a team-high 20 points and grabbing nine rebounds in 27 minutes of action. **2011-12:** Redshirted. **High school:** Averaged over 27 points and 13 rebounds a game in high school, on his way to multiple postseason honors including all-district and all-region awards for four straight years ... was an all-state pick as a senior. **Personal:** Major is engineering ... son of Katrina Wilson ... born Feb. 15, 1993.

WILSON'S BESTS

| | 2015-16 Season | Career |
|----------|--|--|
| Points | 9 3 times, most recent vs. N.C. Central (1/4/16) | 31 vs. Jacksonville (2/20/14) |
| FG | 3 5 times, most recent vs. N.C. Central (1/4/16) | 10 twice, most recent vs. Jacksonville (2/20/14) |
| FGA | 8 vs. N.C. Central (1/4/16) | 23 vs. JMU (12/5/12) |
| 3FG | 2 6 times, most recent vs. Western Carolina (1/2/16) | 7 vs. Jacksonville (2/20/14) |
| 3FGA | 6 vs. Morehead State (12/30/15) | 15 vs. FGCU (2/13/14) |
| FT | 2 vs. N.C. Central (1/4/16) | 7 vs. Furman (2/14/15) |
| FTA | 4 vs. N.C. Central (1/4/16) | 9 vs. Furman (2/14/15) |
| Rebounds | 7 vs. N.C. Central (1/4/16) | 11 vs. North Carolina (12/8/12) |
| Assists | 1 twice, most recent vs. Western Carolina (1/2/16) | 2 5 times, most recent vs. Chattanooga (1/10/15) |
| Blocks | N/A | 2 twice, most recent vs. Chattanooga (1/10/15) |
| Steals | 1 4 times, most recent vs. N.C. Central (1/4/16) | 3 3 times, most recent vs. VMI (1/17/15) |
| Minutes | 23 vs. N.C. Central (1/4/16) | 40 twice, most recent vs. VCU (12/22/14) |

About Nigel: A back-to-the-basket scorer who fills an immediate need on the ETSU roster ... brings added size to the ETSU front court and is a very good post defender ... played alongside five other Division I players during his junior college years. **2015-16:** Played a season high 16 minutes in the loss to No. 8 Villanova ... made his ETSU debut in the season-opening win over Averett (11/14), coming off the bench to score four points. **Prior to ETSU:** Spent the past two seasons at Vincennes University, where he helped his team combine for a 67-5 overall record, including a 33-2 mark last season and a No. 1 national ranking ... has enjoyed his share of success on the basketball court, having also won a North Carolina state championship at New Hanover High School. **Personal:** Major is business ... son of Simone Hardy ... born Feb. 15, 1995.



#21 Nigel Holley


HOLLEY'S BESTS

| | 2015-16 Season | Career |
|----------|--|--|
| Points | 4 twice, most recent vs. Georgia Tech (11-22-15) | 4 twice, most recent vs. Georgia Tech (11-22-15) |
| FG | 2 twice, most recent vs. Georgia Tech (11-22-15) | 2 twice, most recent vs. Georgia Tech (11-22-15) |
| FGA | 4 vs. Milligan (12/10/15) | 4 vs. Milligan (12/10/15) |
| 3FG | N/A | N/A |
| 3FGA | N/A | N/A |
| FT | 2 vs. Eastern Kentucky (12/18/15) | 2 vs. Eastern Kentucky (12/18/15) |
| FTA | 2 3 times, most recent vs. Eastern Kentucky (12/18/15) | 2 3 times, most recent vs. Eastern Kentucky (12/18/15) |
| Rebounds | 3 vs. Green Bay (11-17-15) | 3 vs. Green Bay (11-17-15) |
| Assists | 1 5 times, most recent vs. N.C. Central (1/4/16) | 1 4 times, most recent vs. UNC Wilmington (11/28/15) |
| Blocks | N/A | N/A |
| Steals | N/A | N/A |
| Minutes | 16 vs. Villanova (11-20-15) | 16 vs. Villanova (11-20-15) |



About Abednego:

Provides a unique skill set for a player with his size and strength ... a great amount of versatility and passion for the game ... helps shore up the team's front court. **2015-16:** Currently third on the team with 3.9 rebounds per game ... enjoyed the start in the win over Western Carolina (1/2), scoring nine points and grabbing four rebounds in 15 minutes of action ... got his first start of the season in the



#24 Benny Lufile

win over Morehead State (12/30) ... had 10 points and four rebounds in the loss at Asheville (12/15) ... posted his first career double-double with a season high 11 points and 11 rebounds in the win over Milligan (12/10) ... enjoyed his best game so far as a Buc, scoring 10 points, grabbing seven rebounds, dishing out two assists and blocking a pair of shots in the win over Green Bay (11/17) ... played his first game at ETSU in the season-opening win over Averett (11/14), snatching eight rebounds in 14 minutes of action. **Prior to ETSU:** Played the past two seasons at Sheridan College located in Sheridan, Wyo., after having played previously at REDA Academy back in his home of Burlington, Ontario, Canada ... coming out of REDA Academy, Lufile was rated as the 16th-best player in Canada after averaging 27 points and 12 rebounds during his final prep season ... during his final season at Sheridan, Lufile averaged 12.3 points and 8.6 rebounds per game, shooting 58 percent from the floor while playing in 30 games and starting in 22 contests. During his freshman season, Lufile played in 32 games and averaged 9.3 points and 6.9 rebounds per contest, which included a season-high 23-point effort against Little Big Horn College. **Personal:** Major is Communications ... son of Benjamin and Leonnie Lufile ... June 8, 1994.

| LUFILE'S BESTS | |
|----------------|---|
| | 2015-16 Season Career |
| Points | 11 vs. Milligan (12-10-15) 11 vs. Milligan (12-10-15) |
| FG | 4 twice, most recent vs. Western Carolina (1/2/16) 4 twice, most recent vs. Western Carolina (1/2/16) |
| FGA | 8 vs. Tennessee Tech (12-2-15) 8 vs. Tennessee Tech (12-2-15) |
| 3FG | N/A N/A |
| 3FGA | 13 times, most recent vs. Tennessee Tech (12-2-15) 13 times, most recent vs. Tennessee Tech (12-2-15) |
| FT | 5 vs. Milligan (12-10-15) 5 vs. Milligan (12-10-15) |
| FTA | 5 vs. Milligan (12-10-15) 5 vs. Milligan (12-10-15) |
| Rebounds | 11 vs. Milligan (12-10-15) 11 vs. Milligan (12-10-15) |
| Assists | 2 vs. Green Bay (11-17-15) 2 vs. Green Bay (11-17-15) |
| Blocks | 2 vs. Green Bay (11-17-15) 2 vs. Green Bay (11-17-15) |
| Steals | 1 twice, most recent vs. Tennessee Tech (12-2-15) 1 twice, most recent vs. Tennessee Tech (12-2-15) |
| Minutes | 25 vs. Morehead State (12/30/15) 25 vs. Morehead State (12/30/15) |

About Stetson: Stetson will provide depth for the Buccaneers' backcourt this season and could provide a spark beyond the arc with his three-point shooting. **2015-16:** Made his ETSU debut in the season-opening win over Averett (11/14). **Prior to ETSU:** Last season, Moore played for Walters State Community College and appeared in 26 games...Moore tallied 9.0 points per game and converted on 38.3 percent of his three-point attempts...Spent the 2013-14 season playing for Cleveland State Community College...Started in all 24 games for the Cougars averaging 10.5 points per game and shot 39 percent from three-point range...In the 2014-15 season, Moore played for Walters State Community College and appeared in 26 games...Moore tallied 9.0 points per game and converted on 38.3 percent of his three-point attempts...Graduated from Halls High School in 2013...Named Prep Extra and KIL Sophomore of the Year...Tallied over 1,500 points in his high school career and was named player of the week twice. **Personal:** Major is Supply Chain Management ... son of Stephanie and Randy Moore ... born Aug. 10, 1994.



#30 Stetson Moore

MOORE'S BESTS

| | 2015-16 Season | Career |
|----------|--|--|
| Points | 3 vs. Milligan (12/10/15) | 3 vs. Milligan (12/10/15) |
| FG | 1 vs. Milligan (12/10/15) | 1 vs. Milligan (12/10/15) |
| FGA | 2 twice, most recent vs. Milligan (12/10/15) | 2 twice, most recent vs. Milligan (12/10/15) |
| 3FG | 1 vs. Milligan (12/10/15) | 1 vs. Milligan (12/10/15) |
| 3FGA | 2 vs. Averett (11-14-15) | 2 vs. Averett (11-14-15) |
| FT | N/A | N/A |
| FTA | N/A | N/A |
| Rebounds | 1 vs. Morehead State (12/30/15) | 1 vs. Morehead State (12/30/15) |
| Assists | N/A | N/A |
| Blocks | N/A | N/A |
| Steals | N/A | N/A |
| Minutes | 7 at Villanova (11-20-15) | 7 at Villanova (11-20-15) |

About Toriano:
 With a 7'1" wingspan and a 9'4" standing reach, Stokes had a dunk in every game during his final season at Westwood, even posting a career high six dunks in a single contest.



#31 Toriano Stokes

2015-16: Matched his career highs for rebounds (4) and blocks (2) in the win over Milligan (12/10) ... had his best game so far as a Buccaneer, grabbing a season-high four rebounds and scored two points in 12 valuable minutes during the win over Georgia Tech (11/22) ... scored his first two points on the collegiate level with a bank shot against No. 8 Villanova (11/20) ... made his ETSU debut in the season-opening win over Averett (11/14). **Prior to ETSU:** Averaged 16 points, 14 rebounds and four blocks a game during his senior season...Named the No. 12 recruit in the city and a Class A-AA Best of Preps selection by the Memphis Commercial Appeal, Stokes also received Scholar Athlete of the Year finalist honors from that same newspaper. **Personal:** Major is undecided ... son of Toriano Stokes & Fatima Clark ... born August 6, 1997.

STOKES'S BESTS

| | 2015-16 Season | Career |
|----------|--|--|
| Points | 2 twice, most recent vs. Villanova (11-20-15) | 2 twice, most recent vs. Georgia Tech (11-22-15) |
| FG | 1 3 times, most recent vs. Morehead State (12/30/15) | 1 3 times, most recent vs. Morehead State (12/30/15) |
| FGA | 3 vs. Milligan (12/10/15) | 3 vs. Milligan (12/10/15) |
| 3FG | N/A | N/A |
| 3FGA | N/A | N/A |
| FT | 1 vs. Milligan (12/10/15) | 1 vs. Milligan (12/10/15) |
| FTA | 2 twice, most recent vs. Milligan (12/10/15) | 2 twice, most recent vs. Milligan (12/10/15) |
| Rebounds | 4 twice, most recent vs. Milligan (12/10/15) | 4 twice, most recent vs. Milligan (12/10/15) |
| Assists | N/A | N/A |
| Blocks | 2 twice, most recent vs. Milligan (12/10/15) | 2 twice, most recent vs. Milligan (12/10/15) |
| Steals | N/A | N/A |
| Minutes | 11 vs. Georgia Tech (11-22-15) | 11 vs. Georgia Tech (11-22-15) |

About Tevin: Tevin has played for head coach Steve Forbes both at Northwest Florida State and Wichita State. **Prior to ETSU:** Averaging 12 points, 5.8 rebounds and 1.5 assists during his final season in junior college, Glass went on to play in 19 games for the Shockers a year ago, averaging 2.1 points and 1.1 rebounds per game... During his prep years at Milton High School in Alpharetta, Ga., Glass averaged 15 points and 11 rebounds on a team that won the 2012 Georgia 5A state title during his senior year. **Personal:** Major is General Studies ... son of Linda and Chuck Glass ... born May 7, 1994.



#40 Tevin Glass

| GLASS'S BESTS | | |
|---------------|----------------------|--------|
| | 2015-16 Season | Career |
| Points | N/A | N/A |
| FG | N/A | N/A |
| FGA | N/A | N/A |
| 3FG | N/A | N/A |
| 3FGA | N/A | N/A |
| FT | N/A | N/A |
| FTA | N/A | N/A |
| Rebounds | N/A | N/A |
| Assists | N/A | N/A |
| Blocks | N/A | N/A |
| Steals | N/A | N/A |
| Minutes | N/A | N/A |

Game #1 Box Score
ETSU 107, Averett 59
Nov. 14, 2015 -- Johnson City, Tenn.

| Averett 59 - 0-0 | | Total | | 3-Pr | | Rebounds | | PF | | TP | | A TO Bk Sl | | Min | | |
|------------------|---------------------|-------|-----|-------|-------|----------|-----|-----|-----|-----|-----|------------|----|-----|----|-----|
| # | Player | FG | FGA | FG% | FT | FTA | FT% | Off | Def | Off | Def | A | To | Bk | Sl | Min |
| 0 | Carter Jones | 4 | 9 | 44.4 | 0 | 0 | 0 | 0 | 0 | 1 | 1 | 0 | 0 | 0 | 0 | 23 |
| 1 | James Contreras Jr. | 6 | 9 | 66.7 | 2 | 2 | 1.0 | 2 | 2 | 4 | 4 | 1 | 5 | 0 | 0 | 21 |
| 13 | Taylor West | 0 | 0 | 0.0 | 0 | 0 | 0 | 0 | 0 | 0 | 0 | 3 | 1 | 1 | 0 | 23 |
| 15 | Bradley Johnson | 9 | 9 | 100.0 | 0 | 0 | 0 | 2 | 2 | 3 | 3 | 2 | 5 | 0 | 0 | 17 |
| 25 | Charles Byers | 0 | 0 | 0.0 | 0 | 0 | 0 | 0 | 0 | 0 | 0 | 0 | 0 | 0 | 0 | 19 |
| 0 | Jacoby Hawkins | 0 | 0 | 0.0 | 0 | 0 | 0 | 0 | 0 | 0 | 0 | 0 | 0 | 0 | 0 | 14 |
| 0 | Devonta Farnell | 0 | 0 | 0.0 | 0 | 0 | 0 | 0 | 0 | 0 | 0 | 0 | 0 | 0 | 0 | 14 |
| 0 | Davis Absher | 1 | 1 | 100.0 | 0 | 0 | 0 | 0 | 0 | 0 | 0 | 0 | 0 | 0 | 0 | 12 |
| 1 | T.J. McAlister | 0 | 2 | 0.0 | 0 | 0 | 0 | 0 | 0 | 0 | 0 | 0 | 0 | 0 | 0 | 11 |
| 14 | Aaron Westphaling | 0 | 0 | 0.0 | 0 | 0 | 0 | 0 | 0 | 0 | 0 | 0 | 0 | 0 | 0 | 9 |
| 20 | Carmon May | 1 | 4 | 25.0 | 2 | 2 | 1.0 | 3 | 3 | 5 | 5 | 0 | 0 | 0 | 0 | 9 |
| 0 | Shadig Johnson | 0 | 0 | 0.0 | 0 | 0 | 0 | 0 | 0 | 0 | 0 | 0 | 0 | 0 | 0 | 9 |
| 24 | Jonathan Clark | 0 | 2 | 0.0 | 0 | 0 | 0 | 0 | 0 | 0 | 0 | 0 | 0 | 0 | 0 | 7 |
| 30 | Austin DeLuca | 0 | 0 | 0.0 | 0 | 0 | 0 | 0 | 0 | 0 | 0 | 0 | 0 | 0 | 0 | 7 |
| 23 | Brandon Baker | 0 | 2 | 0.0 | 0 | 0 | 0 | 0 | 0 | 0 | 0 | 0 | 0 | 0 | 0 | 5 |
| 33 | Darin Ketter | 1 | 4 | 25.0 | 0 | 0 | 0 | 2 | 2 | 2 | 2 | 1 | 0 | 0 | 0 | 13 |
| 44 | Mark Feag | 0 | 0 | 0.0 | 0 | 0 | 0 | 2 | 2 | 2 | 2 | 1 | 0 | 0 | 0 | 14 |
| Team | | 20-43 | | 46.7 | 13-21 | 61.9 | 12 | 33 | 30 | 19 | 21 | 0 | 3 | 0 | 0 | 200 |
| Totals | | 20-43 | | 46.7 | 13-21 | 61.9 | 12 | 33 | 30 | 19 | 21 | 0 | 3 | 0 | 0 | 200 |

FG % 1st Half: 11-31 35.5% 2nd half: 9-32 28.1% Game: 20-63 31.7% Deaball
3FG % 1st Half: 2-11 18.2% 2nd half: 4-18 22.2% Game: 6-29 20.7% Rebounds
FT % 1st Half: 2-3 66.7% 2nd half: 11-18 61.1% Game: 13-21 61.9%

ETSU 107 - 1-0

| ETSU 107 - 1-0 | | Total | | 3-Pr | | Rebounds | | PF | | TP | | A TO Bk Sl | | Min | | |
|----------------|-------------------|-------|-----|------|-------|----------|------|-----|-----|-----|-----|------------|----|-----|----|-----|
| # | Player | FG | FGA | FG% | FT | FTA | FT% | Off | Def | Off | Def | A | To | Bk | Sl | Min |
| 10 | Isaac Banks | 1 | 2 | 50.0 | 0 | 0 | 0 | 1 | 3 | 4 | 3 | 0 | 0 | 0 | 0 | 18 |
| 00 | Peter Jurkin | 0 | 0 | 0.0 | 0 | 0 | 0 | 0 | 0 | 0 | 0 | 0 | 0 | 0 | 0 | 8 |
| 02 | T.J. Cromer | 8 | 13 | 61.5 | 3 | 3 | 1.0 | 2 | 2 | 4 | 4 | 1 | 1 | 0 | 0 | 26 |
| 03 | Ge'Lawn Guyn | 9 | 10 | 90.0 | 2 | 2 | 1.0 | 1 | 1 | 1 | 1 | 0 | 0 | 0 | 0 | 29 |
| 09 | A.J. Merriweather | 5 | 9 | 55.6 | 0 | 0 | 0 | 1 | 1 | 1 | 1 | 0 | 0 | 0 | 0 | 24 |
| 01 | Petej McClain | 0 | 0 | 0.0 | 0 | 0 | 0 | 0 | 0 | 0 | 0 | 0 | 0 | 0 | 0 | 15 |
| 11 | Desonta Bradford | 0 | 0 | 0.0 | 0 | 0 | 0 | 0 | 0 | 0 | 0 | 0 | 0 | 0 | 0 | 11 |
| 14 | Deuce Bello | 4 | 9 | 44.4 | 1 | 3 | 33.3 | 2 | 2 | 1 | 1 | 0 | 0 | 0 | 0 | 21 |
| 24 | Abdehno Luffie | 0 | 0 | 0.0 | 0 | 0 | 0 | 0 | 0 | 0 | 0 | 0 | 0 | 0 | 0 | 4 |
| 21 | Nigel Holley | 0 | 0 | 0.0 | 0 | 0 | 0 | 0 | 0 | 0 | 0 | 0 | 0 | 0 | 0 | 6 |
| 24 | Abdehno Luffie | 1 | 3 | 33.3 | 0 | 0 | 0 | 0 | 0 | 0 | 0 | 0 | 0 | 0 | 0 | 14 |
| 30 | Stetson Moore | 0 | 0 | 0.0 | 0 | 0 | 0 | 0 | 0 | 0 | 0 | 0 | 0 | 0 | 0 | 4 |
| 31 | Toriano Stokes | 0 | 0 | 0.0 | 0 | 0 | 0 | 0 | 0 | 0 | 0 | 0 | 0 | 0 | 0 | 4 |
| Team | | 35-65 | | 53.8 | 12-22 | 54.5 | 14 | 35 | 23 | 10 | 14 | 9 | 9 | 0 | 0 | 200 |
| Totals | | 35-65 | | 53.8 | 12-22 | 54.5 | 14 | 35 | 23 | 10 | 14 | 9 | 9 | 0 | 0 | 200 |

FG % 1st Half: 13-34 38.2% 2nd half: 22-31 71.0% Game: 20-63 31.7% Deaball
3FG % 1st Half: 1-11 9.1% 2nd half: 3-17 17.6% Game: 5-22 22.7% Rebounds
FT % 1st Half: 2-3 66.7% 2nd half: 3-17 17.6% Game: 5-22 22.7%

Officials: Freddie Blanton, Chase Vaden, James Redd
Technical fouls: Averett None, ETSU None.
Attendance: 2167

| Score by periods | 1st | 2nd | Total |
|------------------|-----|-----|-------|
| Averett | 0 | 0 | 0 |
| ETSU | 27 | 60 | 107 |

SUMMARY: Thanks to a game-high 19 points each from senior guard **Ge'Lawn Guyn** (Lexington, Ky.) and junior guard **T.J. Cromer** (Albany, Ga.), **Steve Forbes** made a victorious debut as head coach of the ETSU men's basketball with a 107-59 win over Averett University inside Freedom Hall. ... The game was a nice warm-up for the Buccaneers, who will next face Green Bay in a nationally-televised matchup on ESPN2 at 6 a.m. next Tuesday morning. The game will be part of ESPN's annual 24-hour college basketball marathon. ... Green Bay is coming off a 93-89 loss at Stanford in overtime on Friday night. ... Along with Guyn and Cromer, the Bucs also got a double-double effort from **A.J. Merriweather** (Jackson), as the junior guard finished with 17 points and 10 rebounds. In addition, senior guard **Deuce Bello** (Greensboro, N.C.) posted a 16-point effort, while sophomore guard **Desonta Bradford** (Humboldt) was the fifth ETSU player to reach double figures with 11.

Game #2 Box Score
ETSU 103, Green Bay 90
Nov. 17, 2015 -- Johnson City, Tenn.

| Green Bay 90 - 0-2 | | Total | | 3-Pr | | Rebounds | | PF | | TP | | A TO Bk Sl | | Min | | |
|--------------------|------------------|-------|-------|-------|-------|----------|-------|-----|-----|-----|-----|------------|----|-----|----|-----|
| # | Player | FG | FGA | FG% | FT | FTA | FT% | Off | Def | Off | Def | A | To | Bk | Sl | Min |
| 40 | FOUSE, Jordan | 1 | 7-17 | 6.3 | 1-2 | 2 | 50.0 | 1 | 1 | 3 | 15 | 4 | 1 | 0 | 5 | 35 |
| 45 | LOWE, Kenneth | 10 | 15-10 | 66.7 | 3-5 | 4 | 80.0 | 2 | 3 | 2 | 1 | 2 | 1 | 1 | 0 | 24 |
| 0 | Turner | 0 | 0 | 0.0 | 0 | 0 | 0 | 0 | 0 | 0 | 0 | 0 | 0 | 0 | 0 | 22 |
| 12 | LOVE, Carrington | 8 | 5-15 | 36.7 | 1-2 | 1 | 50.0 | 2 | 3 | 2 | 1 | 2 | 0 | 0 | 0 | 34 |
| 4 | COOPER, Charles | 9 | 4-9 | 44.4 | 1-2 | 1 | 50.0 | 2 | 2 | 1 | 0 | 1 | 0 | 0 | 1 | 26 |
| 01 | KALIN, Karem | 0 | 0 | 0.0 | 0 | 0 | 0 | 0 | 0 | 0 | 0 | 0 | 0 | 0 | 0 | 6 |
| 0 | SMALL, Khalil | 3 | 10-11 | 36.4 | 4 | 4 | 100.0 | 3 | 6 | 1 | 1 | 0 | 0 | 0 | 0 | 24 |
| 0 | BROWN, Avery | 0 | 0 | 0.0 | 0 | 0 | 0 | 0 | 0 | 0 | 0 | 0 | 0 | 0 | 0 | 3 |
| 11 | BROWN, Anthony | 0 | 0 | 0.0 | 0 | 0 | 0 | 0 | 0 | 0 | 0 | 0 | 0 | 0 | 0 | 12 |
| 23 | HURON, Jamar | 0 | 0 | 0.0 | 0 | 0 | 0 | 0 | 0 | 0 | 0 | 0 | 0 | 0 | 0 | 10 |
| 25 | FINLAY, Terwin | 1-2 | 1-1 | 100.0 | 1 | 1 | 100.0 | 1 | 1 | 1 | 3 | 1 | 0 | 0 | 0 | 6 |
| 0 | UWADIJE, Henry | 0 | 0 | 0.0 | 0 | 0 | 0 | 0 | 0 | 0 | 0 | 0 | 0 | 0 | 0 | 1 |
| Team | | 31-75 | | 41.3 | 14-24 | 58.3 | 18 | 27 | 45 | 20 | 9 | 11 | 9 | 3 | 11 | 200 |

FG % 1st Half: 13-36 36.1% 2nd half: 18-39 46.2% Game: 31-75 41.3% Deaball
3FG % 1st Half: 2-10 20.0% 2nd half: 2-9 22.2% Game: 4-16 25.0% Rebounds
FT % 1st Half: 13-19 68.4% 2nd half: 13-19 68.4% Game: 26-38 68.4%

ETSU 103 - 2-0

| ETSU 103 - 2-0 | | Total | | 3-Pr | | Rebounds | | PF | | TP | | A TO Bk Sl | | Min | | |
|----------------|-------------------|-------|-------|-------|-------|----------|-------|-----|-----|-----|-----|------------|----|-----|----|-----|
| # | Player | FG | FGA | FG% | FT | FTA | FT% | Off | Def | Off | Def | A | To | Bk | Sl | Min |
| 10 | Isaac Banks | 1 | 5-6 | 16.7 | 2-2 | 2 | 100.0 | 2 | 3 | 5 | 2 | 1 | 1 | 0 | 0 | 29 |
| 03 | A.J. Merriweather | 1 | 3-6 | 16.7 | 0 | 0 | 0 | 1 | 2 | 3 | 3 | 1 | 1 | 0 | 0 | 19 |
| 00 | T.J. Cromer | 9 | 17-17 | 52.9 | 0 | 0 | 0 | 1 | 2 | 3 | 4 | 1 | 2 | 0 | 0 | 30 |
| 01 | Petej McClain | 9 | 10 | 90.0 | 2-2 | 1 | 50.0 | 2 | 2 | 2 | 2 | 0 | 0 | 0 | 0 | 10 |
| 03 | Ge'Lawn Guyn | 8 | 17-17 | 100.0 | 0 | 0 | 0 | 2 | 2 | 4 | 5 | 2 | 1 | 0 | 0 | 7 |
| 05 | Peter Jurkin | 2-3 | 0-0 | 0.0 | 2 | 3 | 66.7 | 1 | 4 | 1 | 0 | 1 | 2 | 0 | 0 | 8 |
| 11 | Desonta Bradford | 4-8 | 0-1 | 1-2 | 1-2 | 2 | 100.0 | 4 | 9 | 4 | 0 | 0 | 0 | 0 | 0 | 22 |
| 24 | Abdehno Luffie | 2-4 | 3-3 | 66.7 | 0 | 0 | 0 | 0 | 0 | 0 | 0 | 0 | 0 | 0 | 0 | 7 |
| 15 | Lester Wilson | 2-5 | 2-3 | 66.7 | 0 | 0 | 0 | 1 | 0 | 0 | 0 | 0 | 0 | 0 | 0 | 6 |
| 21 | Nigel Holley | 0-0 | 0-0 | 0.0 | 0 | 0 | 0 | 0 | 0 | 0 | 0 | 0 | 0 | 0 | 0 | 7 |
| 24 | Abdehno Luffie | 4-6 | 0-1 | 2-2 | 1 | 1 | 100.0 | 2 | 1 | 1 | 0 | 2 | 1 | 0 | 0 | 15 |
| Team | | 37-72 | | 51.4 | 10-21 | 47.6 | 34 | 44 | 27 | 10 | 13 | 9 | 2 | 0 | 0 | 200 |

FG % 1st Half: 19-40 47.5% 2nd half: 18-32 56.3% Game: 37-72 51.4% Deaball
3FG % 1st Half: 3-13 23.1% 2nd half: 6-13 46.2% Game: 9-26 34.6% Rebounds
FT % 1st Half: 7-8 87.5% 2nd half: 12-13 92.3% Game: 19-21 90.5%

Officials: Tim Gatts, Frankie Bordeaux, Jeremy Moser
Technical fouls: Green Bay None, ETSU T.J. Cromer.
Attendance: 3952

| Score by periods | 1st | 2nd | Total |
|------------------|-----|-----|-------|
| Green Bay | 41 | 49 | 90 |
| ETSU | 48 | 55 | 103 |

Last FG: 03-00-01 ETSU 2nd 00:44.
Largest lead: 0B by 11 16-25, ETSU by 16 2nd 00:04.
OT lead for 10:23 ETSU led for 27:42. Game was tied for 0:05.

SUMMARY: Before a national television audience on ESPN2, the ETSU men's basketball team answered an early-morning wakeup call with a convincing 103-90 victory over the Horizon League's Green Bay Phoenix inside Freedom Hall. ... With a 6 a.m. tip time as part of ESPN's annual 24-hour college basketball marathon, a raucous crowd of 3,992 looked on as the Buccaneers overcame an early 15-4 deficit to improve to 2-0 on the season. Senior guard **Ge'Lawn Guyn** (Lexington, Ky.) led the way with a game-high 26 points and four other ETSU players reached double figures in the victory. ... While Green Bay dropped to 0-2 on the year after falling in overtime to Stanford in its season opener on Friday night, the Bucs eclipsed the 100-point mark in back-to-back games for the first time since the 2005-06 season. ... The Bucs certainly displayed their depth in this one, as 11 players saw action and ETSU's bench players outscored the Phoenix, 36-16.

Game #3 Box Score
Villanova 86, ETSU 51
Nov. 20, 2015 -- Philadelphia, Pa.

| East Tennessee State 51 - 2-1 | | Total | | 3-Pr | | Rebounds | | PF | | TP | | A TO Bk Sl | | Min | | |
|-------------------------------|-------------------|-------|-------|------|-----|----------|-------|-----|-----|-----|-----|------------|----|-----|----|-----|
| # | Player | FG | FGA | FG% | FT | FTA | FT% | Off | Def | Off | Def | A | To | Bk | Sl | Min |
| 00 | T.J. Cromer | 4 | 13-13 | 30.8 | 0 | 0 | 0 | 3 | 3 | 1 | 2 | 1 | 2 | 1 | 0 | 12 |
| 00 | Peter Jurkin | 9 | 14-14 | 64.3 | 3-4 | 4 | 75.0 | 1 | 2 | 3 | 0 | 1 | 0 | 0 | 0 | 20 |
| 03 | O'Leary, Daniel | 4 | 15 | 26.7 | 1 | 1 | 100.0 | 1 | 0 | 1 | 0 | 0 | 0 | 0 | 0 | 23 |
| 13 | A.J. Merriweather | 6 | 25 | 24.0 | 1 | 2 | 50.0 | 4 | 1 | 3 | 1 | 4 | 0 | 0 | 0 | 21 |
| 14 | Deuce Bello | 9 | 27 | 33.3 | 1-2 | 3 | 33.3 | 1 | | | | | | | | |

Game #7 Box Score Tennessee Tech 63, ETSU 61 Dec. 2, 2015 -- Cookeville, Tenn.

East Tennessee State 61 - 34 Total FG-FGA 3-PFR FT-FTA Rebounds Off Def Tot PF TP A TO Blk Stl Min

Tennessee Tech 63 - 62 Total FG-FGA 3-PFR FT-FTA Rebounds Off Def Tot PF TP A TO Blk Stl Min

Score by periods: East Tennessee State 33 33 61 Tennessee Tech 31 32 63

SUMMARY: It may be the season of giving, but the charity stripe was certainly not kind to the ETSU men's basketball team inside Tennessee Tech's Eblen Center. ... Despite holding Tennessee Tech to just three made field goals in the second half, the Buccaneers watched the Golden Eagles go 23-of-26 from the free throw line in the second half to overcome a 15-point ETSU lead and win at home, 63-61. ETSU, which drops to 3-4 on the season, had a shot to win in the final seconds, but three attempts missed the mark on the final possession, including a potential game-tying jumper by senior guard Ge'Lawn Guyn (Lexington, Ky.) at the buzzer. ... In total, TTU -- which improved to 6-2 and has won five straight games -- shot 38 free throws in the game compared to just nine for ETSU. The Golden Eagles also enjoyed a 51-34 rebounding advantage. ... Tech shot just 29 percent from the floor for the game, but was 31-of-38 (82 percent) at the foul line.

Game #8 Box Score ETSU 98, Milligan 47 Dec. 10, 2015 -- Johnson City, Tenn.

Milligan College 47 - 83 Total FG-FGA 3-PFR FT-FTA Rebounds Off Def Tot PF TP A TO Blk Stl Min

ETSU 98 - 44 Total FG-FGA 3-PFR FT-FTA Rebounds Off Def Tot PF TP A TO Blk Stl Min

Score by periods: Milligan College 22 25 47 ETSU 49 49 98

SUMMARY: Senior guard Pety McCrain (Mobile, Ala.) scored a career-high 12 points and four other Buccaneers reached double-figure scoring, as the ETSU men's basketball team out-rebounded Milligan College 55-33 and forced 21 turnovers in a 98-47 win over the Buffaloes. ... With the win, ETSU improves to 4-4 on the season. Meanwhile, Milligan stands at 8-3 on the year. ... The Bucs also outscored Milligan 42-18 in the paint, 31-8 over turnovers, and held a 52-17 advantage in bench points. Along with McCrain's 12-point effort, the Bucs got a game-high 18 points from senior guard Ge'Lawn Guyn (Lexington, Ky.) and 13 from fellow senior guard Deuce Bello (Greensboro, N.C.). Meanwhile, junior posts Isaac Banks (New Orleans, La.) and Benny Lufle (Burlington, Ontario, Canada) both posted double-doubles, with Banks finishing with 11 points and 10 rebounds, while Lufle collected 11 points and 11 boards.

Game #9 Box Score UNC Asheville 84, ETSU 64 Dec. 15, 2015 -- Asheville, N.C.

ETSU 64 - 45 - 0 SoCon Total FG-FGA 3-PFR FT-FTA Rebounds Off Def Tot PF TP A TO Blk Stl Min

UNC Asheville 84 - 64 - 1 SoCon Total FG-FGA 3-PFR FT-FTA Rebounds Off Def Tot PF TP A TO Blk Stl Min

Score by periods: ETSU 33 33 66 UNC Asheville 44 40 84

SUMMARY: The ETSU men's basketball team's troubles away from home continued Tuesday night at UNC Asheville, as the Buccaneers dropped their third straight road game in an 84-64 loss inside Kimmel Arena. ... Falling behind 9-0 in the opening minutes of the game, the Bucs again struggled with a slow start and never recovered. For the game, Asheville shot 53 percent from the field and out-rebounded the Bucs 43-27 on way to improving to 6-4 on the year. Meanwhile, ETSU falls to 4-5 on the young season. ... For the Bulldogs, Dwayne Sutton and Ahmad Thomas led the way with double-double efforts. Sutton finished with 18 points and 13 rebounds, while Thomas netted a game-high 21 points and 10 rebounds. Other Asheville players to reach double figures on the scoreboard included Kevin Vannatta with 13 points and Sam Hughes with 11. ... Meanwhile, ETSU got a team-high 13 points from junior guard T.J. Cromer (Albany, Ga.).

Game #10 Box Score ETSU 87, Eastern Kentucky 81 Dec. 18, 2015 -- Johnson City, Tenn.

Eastern Kentucky 81 - 85 Total FG-FGA 3-PFR FT-FTA Rebounds Off Def Tot PF TP A TO Blk Stl Min

ETSU 87 - 55 Total FG-FGA 3-PFR FT-FTA Rebounds Off Def Tot PF TP A TO Blk Stl Min

Score by periods: Eastern Kentucky 36 45 81 ETSU 35 52 87

SUMMARY: Senior guard Ge'Lawn Guyn (Lexington, Ky.) scored a career high 27 points and the ETSU men's basketball team overcame a 14-point, first-half deficit to collect an 87-81 win over Eastern Kentucky in a non-conference matchup at Freedom Hall. ... Along with Guyn's big night, the Bucs also enjoyed a 22-point effort from junior guard T.J. Cromer (Albany, Ga.), as the Buccaneers shot an impressive 55 percent from the floor and 53 percent from 3-point range on their way to improving to 5-5 on the season. Meanwhile, the Colonels dropped to 8-5 on the year. ... Along with the strong shooting numbers, the Bucs also out-rebounded the Colonels 29-26 and forced EKU into 21 turnovers. The depth of the ETSU bench also played a major role in the game, as the Bucs' reserves outscored the Colonels' bench, 25-8. ... Other solid efforts for the Bucs included a nine-point, three-rebound performance in just 11 minutes of floor time from junior post Peter Jurkin (Juba, South Sudan), while Cromer also posted seven rebounds and five assists.

Game #11 Box Score Tennessee 76, ETSU 67 Dec. 22, 2015 -- Knoxville, Tenn.

ETSU 67 - 56 Total FG-FGA 3-PFR FT-FTA Rebounds Off Def Tot PF TP A TO Blk Stl Min

Tennessee 76 - 69 Total FG-FGA 3-PFR FT-FTA Rebounds Off Def Tot PF TP A TO Blk Stl Min

Score by periods: ETSU 33 34 67 Tennessee 42 34 76

SUMMARY: For 36 minutes, the ETSU men's basketball team put itself in position to enjoy a holiday victory over the Tennessee Volunteers. Unfortunately for the Buccaneers, the final four minutes of the game did not go as planned. ... Leading the Vols 65-61 with 4:35 left in regulation, the Bucs looked on as Tennessee closed the game with a 15-2 offensive run to take a 76-67 win over ETSU inside Thompson-Boling Arena. ... The Bucs got a game-high 22 points from senior guard Ge'Lawn Guyn (Lexington, Ky.). In addition, senior forward Lester Wilson (Knoxville) had his best game of the year so far with nine points and five rebounds in just nine minutes of action. ... With four minutes left back-to-back jumpers by T.J. Cromer (Albany, Ga.) lifted the Bucs to a 65-61 lead. From there, the Vols regained the advantage with a 6-0 run, but a layup by Bello made it 67-67 with two minutes remaining. After trading possessions, UT had the ball with 1:11 left and got guard Detrick Mostella open for a made 3-pointer on the right wing, which would be the game-winning shot.

Game #12 Box Score ETSU 75, Morehead State 72 Dec. 30, 2015 -- Johnson City, Tenn.

Morehead State 72 - 66 Total FG-FGA 3-PFR FT-FTA Rebounds Off Def Tot PF TP A TO Blk Stl Min

ETSU 75 - 66 Total FG-FGA 3-PFR FT-FTA Rebounds Off Def Tot PF TP A TO Blk Stl Min

Score by periods: Morehead State 36 36 72 ETSU 39 36 75

SUMMARY: With senior point guard and leading scorer Ge'Lawn Guyn (Lexington, Ky.) nursing an injured calf muscle and sitting in street clothes on the bench, the ETSU men's basketball team built a 22-point second half lead and ultimately held off a furious Morehead State rally in the closing minutes to post a 75-72 win over the Eagles. ... The Buccaneers -- who improve to 6-6 on the year -- were led by junior guard T.J. Cromer (Albany, Ga.), who scored a game high and career best 25 points, while senior guard Deuce Bello (Greensboro, N.C.) came off the bench to net 12 points in the winning effort. ... ETSU fell behind by a score of 9-4 just four minutes into the game, but at that point the Bucs turned on the offensive jets with a 19-3 run that made it 23-12 with just under eight minutes left in the half. The lead grew to as many as 18 late in the first half, and at the break it was 39-21 in favor of the Bucs.

Game #13 Box Score
ETSU 82, Western Carolina 66
Jan. 2, 2016 -- Cullowhee, N.C.

| East Tennessee State 82 • 7-6, 1-0 SoCon | | Total | | 3-Pr | | Rebounds | | PF | | TP | | A TO Bk Stl | | Min | |
|--|-------------------|-------|------|-------|-----|----------|-----|-------|----|----|----|-------------|----|-----|-----|
| # | Player | FG | FGA | FT | FTA | Off | Def | Total | PF | TP | A | TO | Bk | Stl | Min |
| 10 | ISAAC BANKS | 5-6 | 0-0 | 0-0 | 4 | 3 | 7 | 4 | 10 | 3 | 1 | 1 | 0 | 26 | |
| 24 | ABEDNEGO LUFILÉ | 4-5 | 0-0 | 1-2 | 1 | 3 | 4 | 0 | 9 | 0 | 0 | 1 | 0 | 15 | |
| 03 | T.J. CROMER | 5-11 | 3-7 | 3-4 | 0 | 3 | 3 | 2 | 16 | 3 | 1 | 0 | 0 | 34 | |
| 01 | PETEY MCCLAIN | 0-2 | 0-1 | 0-1 | 0 | 1 | 1 | 2 | 0 | 2 | 1 | 0 | 4 | 25 | |
| 03 | GE LAWN GUYN | 3-9 | 1-2 | 3-4 | 1 | 2 | 3 | 2 | 10 | 4 | 2 | 1 | 1 | 20 | |
| 06 | PETER JURKIN | 1-2 | 0-0 | 1-2 | 2 | 4 | 6 | 3 | 3 | 0 | 3 | 2 | 0 | 14 | |
| 11 | DESONTA BRADFORD | 2-6 | 0-1 | 1-1 | 2 | 0 | 2 | 1 | 5 | 3 | 0 | 0 | 0 | 11 | |
| 13 | A.J. MERRIWEATHER | 2-5 | 2-2 | 0-0 | 0 | 3 | 3 | 6 | 1 | 1 | 0 | 0 | 0 | 21 | |
| 14 | DEUCE BELLO | 4-6 | 0-0 | 7-12 | 1 | 4 | 5 | 3 | 15 | 2 | 1 | 0 | 0 | 21 | |
| 15 | LESTER WILSON | 3-3 | 2-2 | 0-0 | 1 | 1 | 2 | 2 | 8 | 1 | 1 | 0 | 0 | 13 | |
| | Team | | | | | | | | | | | | | | |
| Totals | | 29-55 | 8-15 | 16-26 | 12 | 24 | 36 | 21 | 82 | 19 | 11 | 5 | 5 | 200 | |

| | | | |
|----------------------------|-----------------------|-------------------|----------|
| FG % 1st Half: 19-30 63.3% | 2nd half: 10-25 40.0% | Game: 29-55 52.7% | Deadball |
| SFG % 1st Half: 6-11 54.5% | 2nd half: 2-4 50.0% | Game: 8-15 53.3% | Rebounds |
| FT % 1st Half: 4-6 66.7% | 2nd half: 12-21 57.1% | Game: 16-26 61.5% | 6 |

| Western Carolina 66 • 5-9, 0-1 SoCon | | Total | | 3-Pr | | Rebounds | | PF | | TP | | A TO Bk Stl | | Min | |
|--------------------------------------|-----------------|-------|------|-------|-----|----------|-----|-------|----|----|----|-------------|----|-----|-----|
| # | Player | FG | FGA | FT | FTA | Off | Def | Total | PF | TP | A | TO | Bk | Stl | Min |
| 04 | Brummitt,Torion | 6-9 | 0-2 | 3-5 | 3 | 7 | 10 | 2 | 15 | 1 | 3 | 1 | 1 | 28 | |
| 12 | Gosselin,Marc | 0-1 | 0-1 | 1-2 | 1 | 1 | 2 | 0 | 0 | 0 | 0 | 0 | 0 | 12 | |
| 12 | Browning,Justin | 1-5 | 0-2 | 4-4 | 2 | 2 | 4 | 5 | 6 | 0 | 1 | 1 | 1 | 27 | |
| 02 | Brown,Mike | 6-15 | 1-4 | 9-10 | 5 | 2 | 7 | 4 | 22 | 4 | 1 | 0 | 2 | 40 | |
| 01 | Harrelson,Rhett | 1-10 | 0-8 | 0-0 | 1 | 2 | 3 | 1 | 2 | 1 | 1 | 0 | 0 | 32 | |
| 01 | Pughlery,Elijah | 3-15 | 1-9 | 6-8 | 1 | 1 | 2 | 4 | 13 | 0 | 1 | 0 | 0 | 33 | |
| 05 | Peterson,Devin | 2-3 | 1-2 | 2-2 | 0 | 1 | 1 | 3 | 7 | 0 | 2 | 0 | 0 | 17 | |
| 22 | Deloach,Jesse | 0-1 | 0-0 | 0-0 | 1 | 0 | 1 | 0 | 1 | 0 | 0 | 2 | 0 | 11 | |
| | Team | | | | | | | | | | | | | | |
| Totals | | 19-59 | 3-28 | 25-29 | 17 | 18 | 35 | 20 | 66 | 7 | 11 | 4 | 4 | 200 | |

| | | | |
|----------------------------|-----------------------|-------------------|----------|
| FG % 1st Half: 9-24 37.5% | 2nd half: 10-35 28.6% | Game: 19-59 32.2% | Deadball |
| SFG % 1st Half: 2-12 16.7% | 2nd half: 1-16 6.3% | Game: 3-28 10.7% | Rebounds |
| FT % 1st Half: 12-14 85.7% | 2nd half: 13-15 86.7% | Game: 25-29 86.2% | 3 |

Officials: Jeremy Mosier, Bruce Bell, Mike Milone
Technical fouls: East Tennessee State-None, Western Carolina-None.
Attendance: 956

| Score by periods | 1st | 2nd | Total |
|----------------------|-----|-----|-------|
| East Tennessee State | 45 | 34 | 82 |
| Western Carolina | 32 | 34 | 66 |

Last FG - ETSU 2nd-01:03, WCU 2nd-00:35
Largest lead - ETSU by 22 1st-03:35, WCU by 2 1st-19:37
ETSU led for 38:47, WCU led for 02:18. Game was tied for 01:01.

SUMMARY: The ETSU men's basketball team opened its 2016 Southern Conference schedule in style, putting together one of its most complete efforts of the season in an 82-66 road win over Western Carolina at the Ramsey Center. ... Offensively, the Buccaneers (7-6 overall, 1-0 in SoCon play) built a 21-point first-half lead and finished the game shooting 53 percent from both the field and 3-point range. Defensively, ETSU held the Catamounts (5-9, 0-1) to 32 percent shooting from the field and just 11 percent from beyond the arc. The Bucs also posted a season-high 19 assists. The Bucs got a team-high 16 points from junior guard **T.J. Cromer** (Albany, Ga.), while senior guards **Deuce Bello** (Greensboro, N.C.) and **Ge'Lawn Guyn** (Lexington, Ky.) pitched in 15 and 10 points, respectively. On the inside, junior forward **Isaac Banks** (New Orleans, La.) had a strong game with 10 points and a team-high seven rebounds. The first half script played out perfectly for the Bucs. With a balanced inside-outside offensive attack and a lockdown defensive effort, ETSU shot 63 percent from the floor and led by 16 at halftime.

Game #14 Box Score
ETSU 72, N.C. Central 68
Jan. 4, 2016 -- Durham, N.C.

| ETSU 72 • 8-6 | | Total | | 3-Pr | | Rebounds | | PF | | TP | | A TO Bk Stl | | Min | |
|---------------|-------------------|-------|------|-------|-----|----------|-----|-------|----|----|----|-------------|----|-----|-----|
| # | Player | FG | FGA | FT | FTA | Off | Def | Total | PF | TP | A | TO | Bk | Stl | Min |
| 10 | ISAAC BANKS | 6-8 | 0-0 | 0-2 | 2 | 10 | 12 | 3 | 12 | 1 | 1 | 0 | 1 | 34 | |
| 24 | ABEDNEGO LUFILÉ | 0-0 | 0-0 | 0-0 | 1 | 2 | 3 | 0 | 0 | 2 | 0 | 0 | 0 | 12 | |
| 00 | T.J. CROMER | 3-12 | 0-5 | 6-6 | 0 | 1 | 1 | 3 | 12 | 4 | 1 | 0 | 1 | 28 | |
| 01 | PETEY MCCLAIN | 2-4 | 1-2 | 0-0 | 1 | 3 | 4 | 4 | 5 | 0 | 1 | 0 | 0 | 13 | |
| 03 | GE LAWN GUYN | 6-15 | 1-6 | 0-0 | 0 | 3 | 3 | 2 | 11 | 3 | 2 | 1 | 1 | 37 | |
| 06 | PETER JURKIN | 0-1 | 0-0 | 2-2 | 1 | 1 | 2 | 2 | 2 | 0 | 0 | 0 | 0 | 4 | |
| 11 | DESONTA BRADFORD | 1-3 | 0-0 | 4-6 | 0 | 2 | 2 | 0 | 6 | 4 | 0 | 0 | 2 | 15 | |
| 13 | A.J. MERRIWEATHER | 2-4 | 1-1 | 1-2 | 1 | 0 | 1 | 2 | 6 | 2 | 1 | 0 | 0 | 14 | |
| 14 | DEUCE BELLO | 3-4 | 1-2 | 2-2 | 0 | 1 | 1 | 4 | 9 | 1 | 1 | 0 | 0 | 18 | |
| 15 | LESTER WILSON | 3-8 | 1-5 | 2-4 | 2 | 5 | 7 | 3 | 9 | 0 | 0 | 0 | 1 | 23 | |
| 21 | NIGEL HOLLEY | 0-0 | 0-0 | 0-0 | 0 | 0 | 0 | 2 | 0 | 1 | 1 | 0 | 0 | 4 | |
| | Team | | | | | | | | | | | | | | |
| Totals | | 25-57 | 5-21 | 17-24 | 12 | 30 | 42 | 25 | 72 | 16 | 10 | 1 | 6 | 200 | |

| | | | |
|----------------------------|-----------------------|-------------------|----------|
| FG % 1st Half: 11-29 37.9% | 2nd half: 14-28 50.0% | Game: 25-57 43.9% | Deadball |
| SFG % 1st Half: 3-12 25.0% | 2nd half: 2-9 22.2% | Game: 5-21 23.8% | Rebounds |
| FT % 1st Half: 5-7 71.4% | 2nd half: 12-17 70.6% | Game: 17-24 70.8% | |

| N.C. Central 68 • 5-10 | | Total | | 3-Pr | | Rebounds | | PF | | TP | | A TO Bk Stl | | Min | |
|------------------------|-----------------|-------|------|-------|-----|----------|-----|-------|----|----|---|-------------|-----|-----|-----|
| # | Player | FG | FGA | FT | FTA | Off | Def | Total | PF | TP | A | TO | Bk | Stl | Min |
| 13 | HOOD,Enoch | 1 | 2-2 | 0-0 | 0-1 | 0 | 4 | 4 | 3 | 4 | 0 | 1 | 0 | 21 | |
| 00 | HOLMES,Dante | 6-14 | 4-8 | 2-3 | 2 | 7 | 9 | 4 | 18 | 1 | 0 | 0 | 0 | 29 | |
| 12 | INGRAM,Jeremiah | 1-13 | 0-4 | 1-1 | 1 | 2 | 3 | 1 | 3 | 1 | 2 | 1 | 1 | 40 | |
| 20 | FERGUSON,Jamall | 6-9 | 0-0 | 1-2 | 0 | 1 | 1 | 0 | 1 | 1 | 0 | 0 | 0 | 14 | |
| 35 | GRAF,Dajuan | 4-6 | 1-1 | 0-0 | 3 | 3 | 1 | 10 | 5 | 2 | 0 | 1 | 40 | | |
| 03 | MADISON,Rashaun | 2-3 | 0-1 | 0-0 | 0 | 0 | 0 | 0 | 4 | 0 | 0 | 0 | 0 | 10 | |
| 11 | COLE,Patrick | 6-11 | 1-5 | 9-14 | 0 | 4 | 4 | 22 | 4 | 3 | 0 | 0 | 26 | | |
| 22 | BENTON,Kyle | 2-3 | 0-0 | 2-2 | 3 | 1 | 4 | 4 | 6 | 0 | 0 | 1 | 20 | | |
| | Team | | | | | | | | | | | | | | |
| Totals | | 23-53 | 6-19 | 16-26 | 6 | 23 | 17 | 68 | 12 | 10 | 1 | 3 | 200 | | |

| | | | |
|----------------------------|-----------------------|-------------------|----------|
| FG % 1st Half: 10-25 40.0% | 2nd half: 13-28 46.4% | Game: 23-53 43.4% | Deadball |
| SFG % 1st Half: 3-8 37.5% | 2nd half: 3-11 27.3% | Game: 6-19 31.6% | Rebounds |
| FT % 1st Half: 5-8 62.5% | 2nd half: 11-18 61.1% | Game: 16-26 61.5% | 2 |

Officials: Terry Moore, Ray Acosta, William Humes
Technical fouls: ETSU-PETEY MCCLAIN, N.C. Central-COLE Patrick, HOLMES,Dante.
Attendance: 881

| Score by periods | 1st | 2nd | Total |
|------------------|-----|-----|-------|
| ETSU | 30 | 42 | 72 |
| N.C. Central | 28 | 40 | 68 |

Last FG - ETSU 2nd-02:14, NCCU 2nd-00:09
Largest lead - ETSU by 22 2nd-04:26, NCCU by 4 1st-17:37
ETSU led for 26:30, NCCU led for 06:53. Game was tied for 06:37.

SUMMARY: Junior forward **Isaac Banks** (New Orleans, La.) posted a double-double effort and sophomore guard **Desonta Bradford** (Humboldt) made clutch plays down the stretch, as the ETSU men's basketball team dropped North Carolina Central 72-68 inside McDougald-McLendon Gymnasium. ... As a team, the Bucs out-rebounded the Eagles 42-32 and dished out 16 assists on 25 made field goals. Despite all those team numbers, it was Bradford's individual effort down the stretch that proved to be the game-deciding factor. ... First, Bradford was fouled going hard to the basket with 2:49 left and the score just 63-61 in favor of ETSU. The player that committed the foul, Dante Holmes, was then called for a technical foul following the play. The result was two made free throws by Cromer on the technical and another two makes from Bradford on the original play ... Bradford then grabbed two steals in the closing minutes to thwart two Eagle possessions, and later – after a 3-pointer by the Eagles made it 71-68 with just seconds remaining – Bradford hit one of two free throws to ice the game.



Individual Career History

ISAAC BANKS

| Season | gp-gs | min/avg | Total | | 3-Point | | F-Throws | | Rebounds | | | | Scoring | | | | | | | |
|---------|-------|----------|--------|------|---------|------|----------|------|----------|-----|-----|-----|---------|----|-----|----|-----|-----|-----|-----|
| | | | fg-fga | pct | fg-fga | pct | ft-fta | pct | off | def | tot | avg | pf | fo | ast | to | blk | stl | pts | avg |
| 2013-14 | 23-0 | 130/5.7 | 11-19 | .579 | 0-1 | .000 | 7-10 | .700 | 11 | 17 | 28 | 1.2 | 6 | 0 | 6 | 7 | 5 | 2 | 29 | 1.3 |
| 2014-15 | 28-14 | 527/18.8 | 36-69 | .522 | 1-2 | .500 | 9-19 | .474 | 51 | 87 | 138 | 4.9 | 80 | 5 | 19 | 18 | 27 | 10 | 82 | 2.9 |
| 2015-16 | 14-10 | 317/22.6 | 34-52 | .654 | 0-0 | .000 | 15-32 | .469 | 27 | 46 | 73 | 5.2 | 30 | 1 | 11 | 11 | 8 | 1 | 83 | 5.9 |
| TOTAL | 65-24 | 974/15.0 | 81-140 | .579 | 1-3 | .333 | 31-61 | .508 | 89 | 150 | 239 | 3.7 | 116 | 6 | 36 | 36 | 40 | 13 | 194 | 3.0 |

DEUCE BELLO

| Season | gp-gs | min/avg | Total | | 3-Point | | F-Throws | | Rebounds | | | | Scoring | | | | | | | |
|---------|-------|----------|--------|------|---------|------|----------|------|----------|-----|-----|-----|---------|----|-----|----|-----|-----|-----|-----|
| | | | fg-fga | pct | fg-fga | pct | ft-fta | pct | off | def | tot | avg | pf | fo | ast | to | blk | stl | pts | avg |
| 2015-16 | 14-1 | 280/20.0 | 40-91 | .440 | 11-40 | .275 | 33-47 | .702 | 11 | 25 | 36 | 2.6 | 41 | 2 | 20 | 25 | 5 | 14 | 124 | 8.9 |
| TOTAL | 14-1 | 280/20.0 | 40-91 | .440 | 11-40 | .275 | 33-47 | .702 | 11 | 25 | 36 | 2.6 | 41 | 2 | 20 | 25 | 5 | 14 | 124 | 8.9 |

DESONTA BRADFORD

| Season | gp-gs | min/avg | Total | | 3-Point | | F-Throws | | Rebounds | | | | Scoring | | | | | | | |
|---------|-------|----------|--------|------|---------|------|----------|------|----------|-----|-----|-----|---------|----|-----|----|-----|-----|-----|-----|
| | | | fg-fga | pct | fg-fga | pct | ft-fta | pct | off | def | tot | avg | pf | fo | ast | to | blk | stl | pts | avg |
| 2014-15 | 29-1 | 355/12.2 | 36-85 | .424 | 8-22 | .364 | 39-54 | .722 | 6 | 26 | 32 | 1.1 | 33 | 1 | 29 | 29 | 5 | 13 | 119 | 4.1 |
| 2015-16 | 14-0 | 211/15.1 | 21-53 | .396 | 2-12 | .167 | 24-31 | .774 | 10 | 20 | 30 | 2.1 | 17 | 0 | 20 | 11 | 5 | 11 | 68 | 4.9 |
| TOTAL | 43-1 | 566/13.2 | 57-138 | .413 | 10-34 | .294 | 63-85 | .741 | 16 | 46 | 62 | 1.4 | 50 | 1 | 49 | 40 | 10 | 24 | 187 | 4.3 |

T.J. CROMER

| Season | gp-gs | min/avg | Total | | 3-Point | | F-Throws | | Rebounds | | | | Scoring | | | | | | | |
|---------|-------|----------|--------|------|---------|------|----------|------|----------|-----|-----|-----|---------|----|-----|----|-----|-----|-----|------|
| | | | fg-fga | pct | fg-fga | pct | ft-fta | pct | off | def | tot | avg | pf | fo | ast | to | blk | stl | pts | avg |
| 2015-16 | 14-14 | 413/29.5 | 72-173 | .416 | 25-74 | .338 | 41-51 | .804 | 15 | 30 | 45 | 3.2 | 35 | 0 | 38 | 23 | 0 | 16 | 210 | 15.0 |
| TOTAL | 14-14 | 413/29.5 | 72-173 | .416 | 25-74 | .338 | 41-51 | .804 | 15 | 30 | 45 | 3.2 | 35 | 0 | 38 | 23 | 0 | 16 | 210 | 15.0 |

GE'LAWN GUYN

| Season | gp-gs | min/avg | Total | | 3-Point | | F-Throws | | Rebounds | | | | Scoring | | | | | | | |
|---------|-------|----------|--------|------|---------|------|----------|------|----------|-----|-----|-----|---------|----|-----|----|-----|-----|-----|------|
| | | | fg-fga | pct | fg-fga | pct | ft-fta | pct | off | def | tot | avg | pf | fo | ast | to | blk | stl | pts | avg |
| 2015-16 | 13-13 | 391/30.1 | 75-175 | .429 | 31-74 | .419 | 42-52 | .808 | 8 | 40 | 48 | 3.7 | 25 | 0 | 31 | 31 | 12 | 15 | 223 | 17.2 |
| TOTAL | 13-13 | 391/30.1 | 75-175 | .429 | 31-74 | .419 | 42-52 | .808 | 8 | 40 | 48 | 3.7 | 25 | 0 | 31 | 31 | 12 | 15 | 223 | 17.2 |

NIGEL HOLLEY

| Season | gp-gs | min/avg | Total | | 3-Point | | F-Throws | | Rebounds | | | | Scoring | | | | | | | |
|---------|-------|---------|--------|------|---------|------|----------|------|----------|-----|-----|-----|---------|----|-----|----|-----|-----|-----|-----|
| | | | fg-fga | pct | fg-fga | pct | ft-fta | pct | off | def | tot | avg | pf | fo | ast | to | blk | stl | pts | avg |
| 2015-16 | 11-2 | 94/8.5 | 8-17 | .471 | 0-0 | .000 | 4-6 | .667 | 3 | 10 | 13 | 1.2 | 21 | 2 | 5 | 6 | 1 | 0 | 20 | 1.8 |
| TOTAL | 11-2 | 94/8.5 | 8-17 | .471 | 0-0 | .000 | 4-6 | .667 | 3 | 10 | 13 | 1.2 | 21 | 2 | 5 | 6 | 1 | 0 | 20 | 1.8 |

SHEMAR JOHNSON

PETER JURKIN

| Season | gp-gs | min/avg | Total | | 3-Point | | F-Throws | | Rebounds | | | | Scoring | | | | | | | |
|---------|-------|----------|--------|------|---------|------|----------|------|----------|-----|-----|-----|---------|----|-----|----|-----|-----|-----|-----|
| | | | fg-fga | pct | fg-fga | pct | ft-fta | pct | off | def | tot | avg | pf | fo | ast | to | blk | stl | pts | avg |
| 2015-16 | 14-5 | 152/10.9 | 25-46 | .543 | 0-0 | .000 | 13-20 | .650 | 21 | 22 | 43 | 3.1 | 25 | 1 | 0 | 16 | 7 | 5 | 63 | 4.5 |
| TOTAL | 14-5 | 152/10.9 | 25-46 | .543 | 0-0 | .000 | 13-20 | .650 | 21 | 22 | 43 | 3.1 | 25 | 1 | 0 | 16 | 7 | 5 | 63 | 4.5 |

Individual Career History

ABEDNEGO LUFILÉ

| Season | gp-gs | min/avg | Total | | 3-Point | | F-Throws | | Rebounds | | | | Scoring | | | | | | | |
|--------------|-------|----------|--------|------|---------|------|----------|------|----------|-----|-----|-----|---------|----|-----|----|-----|-----|-----|-----|
| | | | fg-fga | pct | fg-fga | pct | ft-fta | pct | off | def | tot | avg | pf | fo | ast | to | blk | stl | pts | avg |
| 2015-16 | 14-3 | 193/13.8 | 25-49 | .510 | 0-4 | .000 | 14-17 | .824 | 13 | 41 | 54 | 3.9 | 11 | 0 | 7 | 12 | 6 | 4 | 64 | 4.6 |
| TOTAL | 14-3 | 193/13.8 | 25-49 | .510 | 0-4 | .000 | 14-17 | .824 | 13 | 41 | 54 | 3.9 | 11 | 0 | 7 | 12 | 6 | 4 | 64 | 4.6 |

PETEY MCCLAIN

| Season | gp-gs | min/avg | Total | | 3-Point | | F-Throws | | Rebounds | | | | Scoring | | | | | | | |
|--------------|--------|-----------|--------|------|---------|------|----------|------|----------|-----|-----|-----|---------|----|-----|-----|-----|-----|-----|-----|
| | | | fg-fga | pct | fg-fga | pct | ft-fta | pct | off | def | tot | avg | pf | fo | ast | to | blk | stl | pts | avg |
| 2012-13 | 25-19 | 543/21.7 | 25-76 | .329 | 1-8 | .125 | 29-47 | .617 | 8 | 37 | 45 | 1.8 | 47 | 1 | 80 | 55 | 0 | 18 | 80 | 3.2 |
| 2013-14 | 33-30 | 690/20.9 | 32-80 | .400 | 6-21 | .286 | 42-58 | .724 | 9 | 65 | 74 | 2.2 | 78 | 2 | 111 | 43 | 0 | 36 | 112 | 3.4 |
| 2014-15 | 30-23 | 629/21.0 | 16-42 | .381 | 3-14 | .214 | 12-22 | .545 | 9 | 54 | 63 | 2.1 | 53 | 1 | 127 | 41 | 0 | 30 | 47 | 1.6 |
| 2015-16 | 14-9 | 266/19.0 | 12-31 | .387 | 3-14 | .214 | 6-13 | .462 | 4 | 24 | 28 | 2.0 | 27 | 0 | 31 | 16 | 1 | 14 | 33 | 2.4 |
| TOTAL | 102-81 | 2128/20.9 | 85-229 | .371 | 13-57 | .228 | 89-140 | .636 | 30 | 180 | 210 | 2.1 | 205 | 4 | 349 | 155 | 1 | 98 | 272 | 2.7 |

A.J. MERRIWEATHER

| Season | gp-gs | min/avg | Total | | 3-Point | | F-Throws | | Rebounds | | | | Scoring | | | | | | | |
|--------------|-------|-----------|---------|------|---------|------|----------|------|----------|-----|-----|-----|---------|----|-----|-----|-----|-----|-----|------|
| | | | fg-fga | pct | fg-fga | pct | ft-fta | pct | off | def | tot | avg | pf | fo | ast | to | blk | stl | pts | avg |
| 2013-14 | 35-32 | 928/26.5 | 119-247 | .482 | 13-30 | .433 | 82-122 | .672 | 72 | 149 | 221 | 6.3 | 90 | 5 | 41 | 68 | 8 | 50 | 333 | 9.5 |
| 2014-15 | 30-28 | 816/27.2 | 112-232 | .483 | 20-49 | .408 | 65-90 | .722 | 57 | 127 | 184 | 6.1 | 79 | 3 | 41 | 58 | 10 | 39 | 309 | 10.3 |
| 2015-16 | 14-12 | 306/21.9 | 43-83 | .518 | 7-17 | .412 | 30-39 | .769 | 16 | 41 | 57 | 4.1 | 30 | 1 | 15 | 22 | 1 | 13 | 123 | 8.8 |
| TOTAL | 79-72 | 2050/25.9 | 274-562 | .488 | 40-96 | .417 | 177-251 | .705 | 145 | 317 | 462 | 5.8 | 199 | 9 | 97 | 148 | 19 | 102 | 765 | 9.7 |

STETSON MOORE

| Season | gp-gs | min/avg | Total | | 3-Point | | F-Throws | | Rebounds | | | | Scoring | | | | | | | |
|--------------|-------|---------|--------|------|---------|------|----------|------|----------|-----|-----|-----|---------|----|-----|----|-----|-----|-----|-----|
| | | | fg-fga | pct | fg-fga | pct | ft-fta | pct | off | def | tot | avg | pf | fo | ast | to | blk | stl | pts | avg |
| 2015-16 | 4-0 | 12/3.0 | 1-5 | .200 | 1-4 | .250 | 0-0 | .000 | 0 | 1 | 1 | 0.3 | 3 | 0 | 0 | 0 | 0 | 1 | 3 | 0.8 |
| TOTAL | 4-0 | 12/3.0 | 1-5 | .200 | 1-4 | .250 | 0-0 | .000 | 0 | 1 | 1 | 0.3 | 3 | 0 | 0 | 0 | 0 | 1 | 3 | 0.8 |

TORIANO STOKES

| Season | gp-gs | min/avg | Total | | 3-Point | | F-Throws | | Rebounds | | | | Scoring | | | | | | | |
|--------------|-------|---------|--------|------|---------|------|----------|------|----------|-----|-----|-----|---------|----|-----|----|-----|-----|-----|-----|
| | | | fg-fga | pct | fg-fga | pct | ft-fta | pct | off | def | tot | avg | pf | fo | ast | to | blk | stl | pts | avg |
| 2015-16 | 8-0 | 38/4.8 | 3-7 | .429 | 0-0 | .000 | 1-4 | .250 | 5 | 6 | 11 | 1.4 | 6 | 0 | 0 | 1 | 5 | 0 | 7 | 0.9 |
| TOTAL | 8-0 | 38/4.8 | 3-7 | .429 | 0-0 | .000 | 1-4 | .250 | 5 | 6 | 11 | 1.4 | 6 | 0 | 0 | 1 | 5 | 0 | 7 | 0.9 |

LESTER WILSON

| Season | gp-gs | min/avg | Total | | 3-Point | | F-Throws | | Rebounds | | | | Scoring | | | | | | | |
|--------------|--------|-----------|----------|------|---------|------|----------|------|----------|-----|-----|-----|---------|----|-----|-----|-----|-----|------|------|
| | | | fg-fga | pct | fg-fga | pct | ft-fta | pct | off | def | tot | avg | pf | fo | ast | to | blk | stl | pts | avg |
| 2012-13 | 32-27 | 1021/31.9 | 154-365 | .422 | 75-205 | .366 | 34-55 | .618 | 46 | 123 | 169 | 5.3 | 65 | 1 | 11 | 39 | 2 | 18 | 417 | 13.0 |
| 2013-14 | 35-7 | 764/21.8 | 126-328 | .384 | 63-189 | .333 | 40-49 | .816 | 28 | 96 | 124 | 3.5 | 81 | 2 | 17 | 20 | 2 | 15 | 355 | 10.1 |
| 2014-15 | 30-30 | 846/28.2 | 132-308 | .429 | 72-205 | .351 | 41-56 | .732 | 31 | 82 | 113 | 3.8 | 72 | 2 | 14 | 38 | 9 | 24 | 377 | 12.6 |
| 2015-16 | 13-1 | 128/9.8 | 22-56 | .393 | 16-41 | .390 | 4-7 | .571 | 5 | 21 | 26 | 2.0 | 14 | 0 | 2 | 3 | 0 | 4 | 64 | 4.9 |
| TOTAL | 110-65 | 2759/25.1 | 434-1057 | .411 | 226-640 | .353 | 119-167 | .713 | 110 | 322 | 432 | 3.9 | 232 | 5 | 44 | 100 | 13 | 61 | 1213 | 11.0 |

THE STAT CREW SYSTEM
ETSU Extended Season Box Score (as of Jan 04, 2016)
All games

| RECORD: | OVERALL | HOME | AWAY | NEUTRAL |
|----------------|----------------|-------------|-------------|----------------|
| ALL GAMES | 8-6 | 5-1 | 3-5 | 0-0 |
| CONFERENCE | 1-0 | 0-0 | 1-0 | 0-0 |
| NON-CONFERENCE | 7-6 | 5-1 | 2-5 | 0-0 |

| ## | Player | gp-gs | min | avg | Total | | 3-Point | | F-Throw | | Rebounds | | | | pf | dq | a | a/g | to | to/g | a/to | blk | blk/g | stl | stl/g | pts | avg |
|----------------|-------------------|-------|------|------|---------|------|---------|------|---------|------|----------|-----|-----|------|-----|----|-----|-------|-----|-------|------|-----|-------|-----|-------|------|------|
| | | | | | fg-fga | fg% | 3fg-fga | 3fg% | ft-fa | ft% | off | def | tot | avg | | | | | | | | | | | | | |
| 03 | GE'LAWN GUYN | 13-13 | 391 | 30.1 | 75-175 | .429 | 31-74 | .419 | 42-52 | .808 | 8 | 40 | 48 | 3.7 | 25 | 0 | 31 | 2.38 | 31 | 2.38 | 1.00 | 12 | 0.92 | 15 | 1.15 | 223 | 17.2 |
| 00 | T.J. CROMER | 14-14 | 413 | 29.5 | 72-173 | .416 | 25-74 | .338 | 41-51 | .804 | 15 | 30 | 45 | 3.2 | 35 | 0 | 38 | 2.71 | 23 | 1.64 | 1.65 | 0 | 0.00 | 16 | 1.14 | 210 | 15.0 |
| 14 | DEUCE BELLO | 14-1 | 280 | 20.0 | 40-91 | .440 | 11-40 | .275 | 33-47 | .702 | 11 | 25 | 36 | 2.6 | 41 | 2 | 20 | 1.43 | 25 | 1.79 | 0.80 | 5 | 0.36 | 14 | 1.00 | 124 | 8.9 |
| 13 | A.J. MERRIWEATHER | 14-12 | 306 | 21.9 | 43-83 | .518 | 7-17 | .412 | 30-39 | .769 | 16 | 41 | 57 | 4.1 | 30 | 1 | 15 | 1.07 | 22 | 1.57 | 0.68 | 1 | 0.07 | 13 | 0.93 | 123 | 8.8 |
| 10 | ISAAC BANKS | 14-10 | 317 | 22.6 | 34-52 | .654 | 0-0 | .000 | 15-32 | .469 | 27 | 46 | 73 | 5.2 | 30 | 1 | 11 | 0.79 | 11 | 0.79 | 1.00 | 8 | 0.57 | 1 | 0.07 | 83 | 5.9 |
| 15 | LESTER WILSON | 13-1 | 128 | 9.8 | 22-56 | .393 | 16-41 | .390 | 4-7 | .571 | 5 | 21 | 26 | 2.0 | 14 | 0 | 2 | 0.15 | 3 | 0.23 | 0.67 | 0 | 0.00 | 4 | 0.31 | 64 | 4.9 |
| 11 | DESONTA BRADFORD | 14-0 | 211 | 15.1 | 21-53 | .396 | 2-12 | .167 | 24-31 | .774 | 10 | 20 | 30 | 2.1 | 17 | 0 | 20 | 1.43 | 11 | 0.79 | 1.82 | 5 | 0.36 | 11 | 0.79 | 68 | 4.9 |
| 24 | ABEDNEGO LUFIL | 14-3 | 193 | 13.8 | 25-49 | .510 | 0-4 | .000 | 14-17 | .824 | 13 | 41 | 54 | 3.9 | 11 | 0 | 7 | 0.50 | 12 | 0.86 | 0.58 | 6 | 0.43 | 4 | 0.29 | 64 | 4.6 |
| 05 | PETER JURKIN | 14-5 | 152 | 10.9 | 25-46 | .543 | 0-0 | .000 | 13-20 | .650 | 21 | 22 | 43 | 3.1 | 25 | 1 | 0 | 0.00 | 16 | 1.14 | 0.00 | 7 | 0.50 | 5 | 0.36 | 63 | 4.5 |
| 01 | PETEY MCCLAIN | 14-9 | 266 | 19.0 | 12-31 | .387 | 3-14 | .214 | 6-13 | .462 | 4 | 24 | 28 | 2.0 | 27 | 0 | 31 | 2.21 | 16 | 1.14 | 1.94 | 1 | 0.07 | 14 | 1.00 | 33 | 2.4 |
| 21 | NIGEL HOLLEY | 11-2 | 94 | 8.5 | 8-17 | .471 | 0-0 | .000 | 4-6 | .667 | 3 | 10 | 13 | 1.2 | 21 | 2 | 5 | 0.45 | 6 | 0.55 | 0.83 | 1 | 0.09 | 0 | 0.00 | 20 | 1.8 |
| 31 | TORIANO STOKES | 8-0 | 38 | 4.8 | 3-7 | .429 | 0-0 | .000 | 1-4 | .250 | 5 | 6 | 11 | 1.4 | 6 | 0 | 0 | 0.00 | 1 | 0.13 | 0.00 | 5 | 0.63 | 0 | 0.00 | 7 | 0.9 |
| 30 | STETSON MOORE | 4-0 | 12 | 3.0 | 1-5 | .200 | 1-4 | .250 | 0-0 | .000 | 0 | 1 | 1 | 0.3 | 3 | 0 | 0 | 0.00 | 0 | 0.00 | 0.00 | 0 | 0.00 | 1 | 0.25 | 3 | 0.8 |
| Total..... | | 14 | 2801 | | 381-838 | .455 | 96-280 | .343 | 227-319 | .712 | 159 | 350 | 509 | 36.4 | 285 | 7 | 180 | 12.86 | 181 | 12.93 | 0.99 | 51 | 3.64 | 98 | 7.00 | 1085 | 77.5 |
| Opponents..... | | 14 | 2802 | | 360-835 | .431 | 93-295 | .315 | 218-315 | .692 | 181 | 355 | 536 | 38.3 | 281 | - | 164 | 11.71 | 197 | 14.07 | 0.83 | 48 | 3.43 | 83 | 5.93 | 1031 | 73.6 |

| Score by Periods | 1st | 2nd | Totals |
|------------------|-----|-----|--------|
| ETSU | 506 | 579 | 1085 |
| Opponents | 501 | 530 | 1031 |

THE STAT CREW SYSTEM
ETSU Season Box Score (as of Jan 04, 2016)
All games

| RECORD: | OVERALL | HOME | AWAY | NEUTRAL |
|----------------|----------------|-------------|-------------|----------------|
| ALL GAMES | 8-6 | 5-1 | 3-5 | 0-0 |
| CONFERENCE | 1-0 | 0-0 | 1-0 | 0-0 |
| NON-CONFERENCE | 7-6 | 5-1 | 2-5 | 0-0 |

| ## | Player | gp-gs | min | avg | Total | | 3-Point | | F-Throw | | Rebounds | | | | pf | dq | a | to | blk | stl | pts | avg | | | |
|----------------|-------------------|-------|------|------|---------|------|---------|------|---------|------|----------|-----|-----|------|-----|----|-----|-----|-----|-----|------|------|--|--|---|
| | | | | | fg-fga | fg% | 3fg-fga | 3fg% | ft-fa | ft% | off | def | tot | avg | | | | | | | | | | | |
| 03 | GE'LAWN GUYN | 13-13 | 391 | 30.1 | 75-175 | .429 | 31-74 | .419 | 42-52 | .808 | 8 | 40 | 48 | 3.7 | 25 | 0 | 31 | 31 | 12 | 15 | 223 | 17.2 | | | |
| 00 | T.J. CROMER | 14-14 | 413 | 29.5 | 72-173 | .416 | 25-74 | .338 | 41-51 | .804 | 15 | 30 | 45 | 3.2 | 35 | 0 | 38 | 23 | 0 | 16 | 210 | 15.0 | | | |
| 14 | DEUCE BELLO | 14-1 | 280 | 20.0 | 40-91 | .440 | 11-40 | .275 | 33-47 | .702 | 11 | 25 | 36 | 2.6 | 41 | 2 | 20 | 25 | 5 | 14 | 124 | 8.9 | | | |
| 13 | A.J. MERRIWEATHER | 14-12 | 306 | 21.9 | 43-83 | .518 | 7-17 | .412 | 30-39 | .769 | 16 | 41 | 57 | 4.1 | 30 | 1 | 15 | 22 | 1 | 13 | 123 | 8.8 | | | |
| 10 | ISAAC BANKS | 14-10 | 317 | 22.6 | 34-52 | .654 | 0-0 | .000 | 15-32 | .469 | 27 | 46 | 73 | 5.2 | 30 | 1 | 11 | 11 | 8 | 1 | 83 | 5.9 | | | |
| 15 | LESTER WILSON | 13-1 | 128 | 9.8 | 22-56 | .393 | 16-41 | .390 | 4-7 | .571 | 5 | 21 | 26 | 2.0 | 14 | 0 | 2 | 3 | 0 | 4 | 64 | 4.9 | | | |
| 11 | DESONTA BRADFORD | 14-0 | 211 | 15.1 | 21-53 | .396 | 2-12 | .167 | 24-31 | .774 | 10 | 20 | 30 | 2.1 | 17 | 0 | 20 | 11 | 5 | 11 | 68 | 4.9 | | | |
| 24 | ABEDNEGO LUFIL | 14-3 | 193 | 13.8 | 25-49 | .510 | 0-4 | .000 | 14-17 | .824 | 13 | 41 | 54 | 3.9 | 11 | 0 | 7 | 12 | 6 | 4 | 64 | 4.6 | | | |
| 05 | PETER JURKIN | 14-5 | 152 | 10.9 | 25-46 | .543 | 0-0 | .000 | 13-20 | .650 | 21 | 22 | 43 | 3.1 | 25 | 1 | 0 | 16 | 7 | 5 | 63 | 4.5 | | | |
| 01 | PETEY MCCLAIN | 14-9 | 266 | 19.0 | 12-31 | .387 | 3-14 | .214 | 6-13 | .462 | 4 | 24 | 28 | 2.0 | 27 | 0 | 31 | 16 | 1 | 14 | 33 | 2.4 | | | |
| 21 | NIGEL HOLLEY | 11-2 | 94 | 8.5 | 8-17 | .471 | 0-0 | .000 | 4-6 | .667 | 3 | 10 | 13 | 1.2 | 21 | 2 | 5 | 6 | 1 | 0 | 20 | 1.8 | | | |
| 31 | TORIANO STOKES | 8-0 | 38 | 4.8 | 3-7 | .429 | 0-0 | .000 | 1-4 | .250 | 5 | 6 | 11 | 1.4 | 6 | 0 | 0 | 1 | 5 | 0 | 7 | 0.9 | | | |
| 30 | STETSON MOORE | 4-0 | 12 | 3.0 | 1-5 | .200 | 1-4 | .250 | 0-0 | .000 | 0 | 1 | 1 | 0.3 | 3 | 0 | 0 | 0 | 0 | 1 | 3 | 0.8 | | | |
| Team | | | | | | | | | | | 21 | 23 | 44 | | | | | | | | | | | | 4 |
| Total..... | | 14 | 2801 | | 381-838 | .455 | 96-280 | .343 | 227-319 | .712 | 159 | 350 | 509 | 36.4 | 285 | 7 | 180 | 181 | 51 | 98 | 1085 | 77.5 | | | |
| Opponents..... | | 14 | 2802 | | 360-835 | .431 | 93-295 | .315 | 218-315 | .692 | 181 | 355 | 536 | 38.3 | 281 | - | 164 | 197 | 48 | 83 | 1031 | 73.6 | | | |

| Score by Periods | 1st | 2nd | Totals |
|------------------|-----|-----|--------|
| ETSU | 506 | 579 | 1085 |
| Opponents | 501 | 530 | 1031 |

THE STAT CREW SYSTEM
ETSU Season Schedule/Results & Leaders (as of Jan 04, 2016)
All games

| RECORD: | OVERALL | HOME | AWAY | NEUTRAL |
|----------------|----------------|-------------|-------------|----------------|
| ALL GAMES | 8-6 | 5-1 | 3-5 | 0-0 |
| CONFERENCE | 1-0 | 0-0 | 1-0 | 0-0 |
| NON-CONFERENCE | 7-6 | 5-1 | 2-5 | 0-0 |

| Date | Opponent | Score | Att. | High Points | High Rebounds |
|-------------|----------------------|--------------|-------------|-------------------------------------|--------------------------------------|
| 11/14/15 | AVERETT | W 107-59 | 2167 | (19)T.J. CROMER (19)GE'LAWN GUYN | (10)A.J. MERRIWEATHER |
| 11/17/15 | GREEN BAY | W 103-90 | 3992 | (26)GE'LAWN GUYN | (8)GE'LAWN GUYN |
| 11/20/15 | at Villanova | 51-86 L | 6500 | (12)T.J. CROMER | (5)DEUCE BELLO |
| 11/22/15 | at Georgia Tech | W 69-68 | 4665 | (24)GE'LAWN GUYN | (7)GE'LAWN GUYN |
| 11/24/15 | at Charleston So. | 76-77 L | 905 | (23)GE'LAWN GUYN | (10)A.J. MERRIWEATHER |
| 11/28/15 | UNCW | 73-94 L | 2557 | (20)T.J. CROMER | (5)T.J. CROMER |
| 12/02/15 | at Tennessee Tech | 61-63 L | 1011 | (15)T.J. CROMER | (7)PETER JURKIN |
| 12/10/15 | MILLIGAN COLLEGE | W 98-47 | 2458 | (18)GE'LAWN GUYN | (11)ABEDNEGO LUFILÉ |
| 12/15/15 | at UNC Asheville | 64-84 L | 1327 | (13)T.J. CROMER | (7)ISAAC BANKS |
| 12/18/15 | EASTERN KENTUCKY | W 87-81 | 2453 | (27)GE'LAWN GUYN | (7)T.J. CROMER |
| 12/22/15 | at Tennessee | 67-76 L | 14684 | (22)Guyn, Ge'Lawn | (9)A.J. MERRIWEATHER |
| 12/30/15 | MOREHEAD STATE | W 75-72 | 2650 | (25)T.J. CROMER | (5)ISAAC BANKS (5)ABEDNEGO LUFILÉ |
| 1/2/16 | *at Western Carolina | W 82-66 | 956 | (16)T.J. CROMER | (7)ISAAC BANKS |
| 01/04/16 | at N.C. Central | W 72-68 | 881 | (12)ISAAC BANKS (12)T.J. CROMER | (12)ISAAC BANKS |

* - Conference game

| Attendance Summary | Games | Attend | Avg/Game |
|---------------------------|--------------|---------------|-----------------|
| Home | 6 | 16277 | 2713 |
| Away | 8 | 30929 | 3866 |
| Neutral | 0 | 0 | 0 |
| Total | 14 | 47206 | 3372 |

THE STAT CREW SYSTEM
ETSU Combined Team Statistics (as of Jan 04, 2016)
All games

| RECORD: | OVERALL | HOME | AWAY | NEUTRAL |
|----------------|----------------|-------------|-------------|----------------|
| ALL GAMES | 8-6 | 5-1 | 3-5 | 0-0 |
| CONFERENCE | 1-0 | 0-0 | 1-0 | 0-0 |
| NON-CONFERENCE | 7-6 | 5-1 | 2-5 | 0-0 |

| ## | Player | gp-gs | min | avg | Total | | 3-Point | | F-Throw | | Rebounds | | | | pf | dq | a | to | blk | stl | pts | avg | | |
|----------------|-------------------|-------|------|------|---------|------|---------|------|---------|------|----------|-----|-----|------|-----|----|-----|-----|-----|-----|------|------|--|--|
| | | | | | fg-fga | fg% | 3fg-fga | 3fg% | ft-fa | ft% | off | def | tot | avg | | | | | | | | | | |
| 03 | GE'LAWN GUYN | 13-13 | 391 | 30.1 | 75-175 | .429 | 31-74 | .419 | 42-52 | .808 | 8 | 40 | 48 | 3.7 | 25 | 0 | 31 | 31 | 12 | 15 | 223 | 17.2 | | |
| 00 | T.J. CROMER | 14-14 | 413 | 29.5 | 72-173 | .416 | 25-74 | .338 | 41-51 | .804 | 15 | 30 | 45 | 3.2 | 35 | 0 | 38 | 23 | 0 | 16 | 210 | 15.0 | | |
| 14 | DEUCE BELLO | 14-1 | 280 | 20.0 | 40-91 | .440 | 11-40 | .275 | 33-47 | .702 | 11 | 25 | 36 | 2.6 | 41 | 2 | 20 | 25 | 5 | 14 | 124 | 8.9 | | |
| 13 | A.J. MERRIWEATHER | 14-12 | 306 | 21.9 | 43-83 | .518 | 7-17 | .412 | 30-39 | .769 | 16 | 41 | 57 | 4.1 | 30 | 1 | 15 | 22 | 1 | 13 | 123 | 8.8 | | |
| 10 | ISAAC BANKS | 14-10 | 317 | 22.6 | 34-52 | .654 | 0-0 | .000 | 15-32 | .469 | 27 | 46 | 73 | 5.2 | 30 | 1 | 11 | 11 | 8 | 1 | 83 | 5.9 | | |
| 15 | LESTER WILSON | 13-1 | 128 | 9.8 | 22-56 | .393 | 16-41 | .390 | 4-7 | .571 | 5 | 21 | 26 | 2.0 | 14 | 0 | 2 | 3 | 0 | 4 | 64 | 4.9 | | |
| 11 | DEONTA BRADFORD | 14-0 | 211 | 15.1 | 21-53 | .396 | 2-12 | .167 | 24-31 | .774 | 10 | 20 | 30 | 2.1 | 17 | 0 | 20 | 11 | 5 | 11 | 68 | 4.9 | | |
| 24 | ABEDNEGO LUFIL | 14-3 | 193 | 13.8 | 25-49 | .510 | 0-4 | .000 | 14-17 | .824 | 13 | 41 | 54 | 3.9 | 11 | 0 | 7 | 12 | 6 | 4 | 64 | 4.6 | | |
| 05 | PETER JURKIN | 14-5 | 152 | 10.9 | 25-46 | .543 | 0-0 | .000 | 13-20 | .650 | 21 | 22 | 43 | 3.1 | 25 | 1 | 0 | 16 | 7 | 5 | 63 | 4.5 | | |
| 01 | PETEEY MCCLAIN | 14-9 | 266 | 19.0 | 12-31 | .387 | 3-14 | .214 | 6-13 | .462 | 4 | 24 | 28 | 2.0 | 27 | 0 | 31 | 16 | 1 | 14 | 33 | 2.4 | | |
| 21 | NIGEL HOLLEY | 11-2 | 94 | 8.5 | 8-17 | .471 | 0-0 | .000 | 4-6 | .667 | 3 | 10 | 13 | 1.2 | 21 | 2 | 5 | 6 | 1 | 0 | 20 | 1.8 | | |
| 31 | TORIANO STOKES | 8-0 | 38 | 4.8 | 3-7 | .429 | 0-0 | .000 | 1-4 | .250 | 5 | 6 | 11 | 1.4 | 6 | 0 | 0 | 1 | 5 | 0 | 7 | 0.9 | | |
| 30 | STETSON MOORE | 4-0 | 12 | 3.0 | 1-5 | .200 | 1-4 | .250 | 0-0 | .000 | 0 | 1 | 1 | 0.3 | 3 | 0 | 0 | 0 | 0 | 1 | 3 | 0.8 | | |
| Team | | | | | | | | | | | 21 | 23 | 44 | | | | | | | | | | | |
| Total..... | | 14 | 2801 | | 381-838 | .455 | 96-280 | .343 | 227-319 | .712 | 159 | 350 | 509 | 36.4 | 285 | 7 | 180 | 181 | 51 | 98 | 1085 | 77.5 | | |
| Opponents..... | | 14 | 2802 | | 360-835 | .431 | 93-295 | .315 | 218-315 | .692 | 181 | 355 | 536 | 38.3 | 281 | - | 164 | 197 | 48 | 83 | 1031 | 73.6 | | |

| TEAM STATISTICS | ETSU | OPP | Date | Opponent | Score | Att. |
|------------------------|---------|---------|---------------------|---------------------|----------|-------|
| SCORING | 1085 | 1031 | 11/14/15 | AVERETT | w 107-59 | 2167 |
| Points per game | 77.5 | 73.6 | 11/17/15 | GREEN BAY | w 103-90 | 3992 |
| Scoring margin | +3.9 | - | 11/20/15 | at Villanova | L 51-86 | 6500 |
| FIELD GOALS-ATT | 381-838 | 360-835 | 11/22/15 | at Georgia Tech | w 69-68 | 4665 |
| Field goal pct | .455 | .431 | 11/24/15 | at Charleston So. | L 76-77 | 905 |
| 3 POINT FG-ATT | 96-280 | 93-295 | 11/28/15 | UNCW | L 73-94 | 2557 |
| 3-point FG pct | .343 | .315 | 12/02/15 | at Tennessee Tech | L 61-63 | 1011 |
| 3-pt FG made per game | 6.9 | 6.6 | 12/10/15 | MILLIGAN COLLEGE | w 98-47 | 2458 |
| FREE THROWS-ATT | 227-319 | 218-315 | 12/15/15 | at UNC Asheville | L 64-84 | 1327 |
| Free throw pct | .712 | .692 | 12/18/15 | EASTERN KENTUCKY | w 87-81 | 2453 |
| F-Throws made per game | 16.2 | 15.6 | 12/22/15 | at Tennessee | L 67-76 | 14684 |
| REBOUNDS | 509 | 536 | 12/30/15 | MOREHEAD STATE | w 75-72 | 2650 |
| Rebounds per game | 36.4 | 38.3 | * 1/2/16 | at Western Carolina | w 82-66 | 956 |
| Rebounding margin | -1.9 | - | 01/04/16 | at N.C. Central | w 72-68 | 881 |
| ASSISTS | 180 | 164 | | | | |
| Assists per game | 12.9 | 11.7 | * - Conference game | | | |
| TURNOVERS | 181 | 197 | | | | |
| Turnovers per game | 12.9 | 14.1 | | | | |
| Turnover margin | +1.1 | - | | | | |
| Assist/turnover ratio | 1.0 | 0.8 | | | | |
| STEALS | 98 | 83 | | | | |
| Steals per game | 7.0 | 5.9 | | | | |
| BLOCKS | 51 | 48 | | | | |
| Blocks per game | 3.6 | 3.4 | | | | |
| ATTENDANCE | 16277 | 30929 | | | | |
| Home games-Avg/Game | 6-2713 | 8-3866 | | | | |
| Neutral site-Avg/Game | - | 0-0 | | | | |

| Score by Periods | 1st | 2nd | Totals |
|------------------|-----|-----|--------|
| ETSU | 506 | 579 | 1085 |
| Opponents | 501 | 530 | 1031 |

THE STAT CREW SYSTEM
ETSU Team Game-by-Game Comparison (as of Jan 04, 2016)
All games

| Opponent | 1st | 2nd | Score | Mar | Total FG | FG Pct | 3-Pointers | 3FG Pct | Free Throws | FT Pct | Rebounds | Assist | T/Over | Block | Steal | Fouls |
|------------------|-------|-------|--------|------|-------------|-----------|-------------|-----------|-------------|-----------|------------|--------|--------|-------|-------|-------|
| AVERETT | 47/26 | 60/33 | 107-59 | +48 | 35-65/20-63 | .538/.317 | 5-22/6-29 | .227/.207 | 32-39/13-21 | .821/.619 | 50/33 +17 | 14/12 | 9/21 | 9/0 | 9/3 | 23/30 |
| GREEN BAY | 48/41 | 55/49 | 103-90 | +13 | 37-72/31-75 | .514/.413 | 10-26/4-15 | .385/.267 | 19-21/24-38 | .905/.632 | 44/45 (1) | 17/11 | 13/9 | 9/3 | 2/11 | 27/20 |
| Villanova | 27/49 | 24/37 | 51-86 | (35) | 19-59/32-63 | .322/.508 | 4-22/14-34 | .182/.412 | 9-13/8-12 | .692/.667 | 32/44 (12) | 12/19 | 17/14 | 3/5 | 9/8 | 12/14 |
| Georgia Tech | 27/32 | 42/36 | 69-68 | +1 | 27-57/22-54 | .474/.407 | 6-17/5-17 | .353/.294 | 9-10/19-22 | .900/.864 | 28/35 (7) | 8/12 | 7/9 | 1/3 | 6/4 | 23/14 |
| Charleston So. | 31/44 | 45/33 | 76-77 | (1) | 27-57/29-55 | .474/.527 | 10-27/11-19 | .370/.579 | 12-18/8-14 | .667/.571 | 31/34 (3) | 14/10 | 9/12 | 4/1 | 4/2 | 17/18 |
| UNCW | 37/48 | 36/46 | 73-94 | (21) | 24-52/41-70 | .462/.586 | 7-15/7-19 | .467/.368 | 18-25/5-10 | .720/.500 | 24/39 (15) | 12/15 | 21/13 | 4/2 | 7/10 | 12/24 |
| Tennessee Tech | 28/31 | 33/32 | 61-63 | (2) | 26-71/14-49 | .366/.286 | 4-15/4-20 | .267/.200 | 5-9/31-38 | .556/.816 | 34/51 (17) | 11/6 | 11/20 | 5/9 | 11/2 | 29/17 |
| MILLIGAN COLLEGE | 49/22 | 49/25 | 98-47 | +51 | 31-72/17-56 | .431/.304 | 8-21/3-16 | .381/.188 | 28-37/10-14 | .757/.714 | 55/33 +22 | 11/4 | 14/21 | 4/6 | 12/8 | 17/30 |
| UNC Asheville | 27/49 | 37/35 | 64-84 | (20) | 24-51/33-62 | .471/.532 | 6-16/7-17 | .375/.412 | 10-23/11-17 | .435/.647 | 27/43 (16) | 10/19 | 17/15 | 0/4 | 7/8 | 15/17 |
| EASTERN KENTUCKY | 35/36 | 52/45 | 87-81 | +6 | 30-55/26-49 | .545/.531 | 10-19/11-24 | .526/.458 | 17-26/18-24 | .654/.750 | 29/26 +3 | 14/11 | 18/21 | 1/1 | 8/9 | 21/21 |
| Tennessee | 33/42 | 34/34 | 67-76 | (9) | 25-68/25-63 | .368/.397 | 8-27/6-18 | .296/.333 | 9-12/20-31 | .750/.645 | 45/46 (1) | 13/14 | 10/8 | 2/6 | 4/4 | 20/12 |
| MOREHEAD STATE | 39/21 | 36/51 | 75-72 | +3 | 22-47/28-64 | .468/.438 | 5-17/6-20 | .294/.300 | 26-36/10-19 | .722/.526 | 32/40 (8) | 9/12 | 14/13 | 3/3 | 8/7 | 23/27 |
| Western Carolina | 48/32 | 34/34 | 82-66 | +16 | 29-55/19-59 | .527/.322 | 8-15/3-28 | .533/.107 | 16-26/25-29 | .615/.862 | 36/35 +1 | 19/7 | 11/11 | 5/4 | 5/4 | 21/20 |
| N.C. Central | 30/28 | 42/40 | 72-68 | +4 | 25-57/23-53 | .439/.434 | 5-21/6-19 | .238/.316 | 17-24/16-26 | .708/.615 | 42/32 +10 | 16/12 | 10/10 | 1/1 | 6/3 | 25/17 |

Note: Game totals are displayed in the format TEAM/OPPONENT for each category

THE STAT CREW SYSTEM
ETSU Team Game-by-Game (as of Jan 04, 2016)
All games

TEAM STATISTICS

| Opponent | Date | Score | W | Total | | 3-Pointers | | Free throws | | Rebounds | | | | pf | a | t/o | blk | stl | pts | avg |
|---------------------|----------|--------|---|---------|------|------------|------|-------------|------|----------|-----|-----|------|-----|-----|-----|-----|-----|------|-------|
| | | | | fg-fga | pct | 3fg-fga | pct | ft-fta | pct | off | def | tot | avg | | | | | | | |
| AVERETT | 11/14/15 | 107-59 | W | 35-65 | .538 | 5-22 | .227 | 32-39 | .821 | 14 | 36 | 50 | 50.0 | 23 | 14 | 9 | 9 | 9 | 107 | 107.0 |
| GREEN BAY | 11/17/15 | 103-90 | W | 37-72 | .514 | 10-26 | .385 | 19-21 | .905 | 10 | 34 | 44 | 47.0 | 27 | 17 | 13 | 9 | 2 | 103 | 105.0 |
| at Villanova | 11/20/15 | 51-86 | L | 19-59 | .322 | 4-22 | .182 | 9-13 | .692 | 15 | 17 | 32 | 42.0 | 12 | 12 | 17 | 3 | 9 | 51 | 87.0 |
| at Georgia Tech | 11/22/15 | 69-68 | W | 27-57 | .474 | 6-17 | .353 | 9-10 | .900 | 7 | 21 | 28 | 38.5 | 23 | 8 | 7 | 1 | 6 | 69 | 82.5 |
| at Charleston So. | 11/24/15 | 76-77 | L | 27-57 | .474 | 10-27 | .370 | 12-18 | .667 | 9 | 22 | 31 | 37.0 | 17 | 14 | 9 | 4 | 4 | 76 | 81.2 |
| UNCW | 11/28/15 | 73-94 | L | 24-52 | .462 | 7-15 | .467 | 18-25 | .720 | 4 | 20 | 24 | 34.8 | 12 | 12 | 21 | 4 | 7 | 73 | 79.8 |
| at Tennessee Tech | 12/02/15 | 61-63 | L | 26-71 | .366 | 4-15 | .267 | 5-9 | .556 | 14 | 20 | 34 | 34.7 | 29 | 11 | 11 | 5 | 11 | 61 | 77.1 |
| MILLIGAN COLLEGE | 12/10/15 | 98-47 | W | 31-72 | .431 | 8-21 | .381 | 28-37 | .757 | 21 | 34 | 55 | 37.2 | 17 | 11 | 14 | 4 | 12 | 98 | 79.8 |
| at UNC Asheville | 12/15/15 | 64-84 | L | 24-51 | .471 | 6-16 | .375 | 10-23 | .435 | 9 | 18 | 27 | 36.1 | 15 | 10 | 17 | 0 | 7 | 64 | 78.0 |
| EASTERN KENTUCKY | 12/18/15 | 87-81 | W | 30-55 | .545 | 10-19 | .526 | 17-26 | .654 | 10 | 19 | 29 | 35.4 | 21 | 14 | 18 | 1 | 8 | 87 | 78.9 |
| at Tennessee | 12/22/15 | 67-76 | L | 25-68 | .368 | 8-27 | .296 | 9-12 | .750 | 12 | 33 | 45 | 36.3 | 20 | 13 | 10 | 2 | 4 | 67 | 77.8 |
| MOREHEAD STATE | 12/30/15 | 75-72 | W | 22-47 | .468 | 5-17 | .294 | 26-36 | .722 | 10 | 22 | 32 | 35.9 | 23 | 9 | 14 | 3 | 8 | 75 | 77.6 |
| at Western Carolina | 1/2/16 | 82-66 | W | 29-55 | .527 | 8-15 | .533 | 16-26 | .615 | 12 | 24 | 36 | 35.9 | 21 | 19 | 11 | 5 | 5 | 82 | 77.9 |
| at N.C. Central | 01/04/16 | 72-68 | W | 25-57 | .439 | 5-21 | .238 | 17-24 | .708 | 12 | 30 | 42 | 36.4 | 25 | 16 | 10 | 1 | 6 | 72 | 77.5 |
| ETSU | | 1085 | | 381-838 | .455 | 96-280 | .343 | 227-319 | .712 | 159 | 350 | 509 | 36.4 | 285 | 180 | 181 | 51 | 98 | 1085 | 77.5 |
| Opponents | | 1031 | | 360-835 | .431 | 93-295 | .315 | 218-315 | .692 | 181 | 355 | 536 | 38.3 | 281 | 164 | 197 | 48 | 83 | 1031 | 73.6 |

Games played: 14
Points/game: 77.5
FG Pct: 45.5
3FG Pct: 34.3
FT Pct: 71.2

Rebounds/game: 36.4
Assists/game: 12.9
Turnovers/game: 12.9
Assist/turnover ratio: 1.0
Steals/game: 7.0
Blocks/game: 3.6

THE STAT CREW SYSTEM
ETSU Points-Rebounds-Assists (as of Jan 04, 2016)
All games

| Opponent | Date | Score | | 00 | 01 | 03 | 05 | 10 | 11 | 13 | 14 | 15 | 21 | 24 | 30 |
|----------|----------|--------|---|-----------|------------|------------|------------|------------|-----------|-----------|------------|------------|------------|-----------|-----------|
| | | | | CROMER,TJ | MCCLAIN,PE | GUYN,GE'LA | JURKIN,PET | BANKS,ISAA | BRADFORD, | MERRIWEAT | BELLO,DEUC | WILSON,LES | HOLLEY,NIG | LUFIL,ABE | MOORE,STE |
| AUM | 11/14/15 | 107-59 | w | 19-4-1 | 0-1-2 | 19-5-5 | 7-2-0 | 4-4-0 | 11-5-2 | 17-10-2 | 16-3-0 | 8-1-0 | 4-1-1 | 2-8-1 | 0-0-0 |
| GB | 11/17/15 | 103-90 | w | 17-3-2 | 2-2-2 | 26-8-4 | 4-3-0 | 12-5-1 | 9-3-4 | 10-3-1 | 7-3-1 | 6-1-0 | 0-3-0 | 10-7-2 | DNP |
| at VU | 11/20/15 | 51-86 | L | 12-3-1 | 1-2-3 | 9-1-2 | 5-2-0 | 2-3-1 | 2-2-2 | 4-3-0 | 5-5-2 | 9-3-0 | 0-1-1 | 0-1-0 | 0-0-0 |
| at GT | 11/22/15 | 69-68 | w | 12-0-2 | 0-2-2 | 24-7-1 | 2-3-0 | 6-3-0 | 2-0-0 | 12-2-2 | 2-2-0 | 3-0-0 | 4-1-0 | 0-2-1 | DNP |
| at CSU | 11/24/15 | 76-77 | L | 13-2-2 | 0-2-6 | 23-2-3 | 0-1-0 | 4-6-0 | 2-0-0 | 17-10-0 | 13-2-2 | 0-0-0 | 2-1-1 | 2-2-0 | DNP |
| UNCW | 11/28/15 | 73-94 | L | 20-5-5 | 0-2-0 | 18-4-0 | 8-3-0 | 4-3-2 | 4-0-0 | 5-2-2 | 7-1-1 | 0-0-0 | 3-2-1 | 4-1-1 | DNP |
| at TTU | 12/02/15 | 61-63 | L | 15-4-3 | 0-0-1 | 9-4-3 | 10-7-0 | 2-1-0 | 4-6-1 | 6-0-0 | 7-4-3 | 0-1-0 | 2-1-0 | 6-2-0 | DNP |
| MILL | 12/10/15 | 98-47 | w | 5-6-2 | 12-3-2 | 18-2-3 | 4-0-0 | 11-10-1 | 7-3-2 | 7-3-1 | 13-3-0 | 3-3-0 | 3-2-0 | 11-11-0 | 3-0-0 |
| at AVL | 12/15/15 | 64-84 | L | 13-1-1 | 7-2-4 | 7-1-0 | 2-3-0 | 9-7-0 | 0-1-1 | 6-2-0 | 7-2-2 | 3-1-0 | DNP | 10-4-2 | DNP |
| EKU | 12/18/15 | 87-81 | w | 22-7-5 | 4-2-1 | 27-2-1 | 9-3-0 | 0-2-2 | 5-2-1 | 9-6-2 | 7-2-2 | DNP | 2-0-0 | 2-3-0 | DNP |
| at UT | 12/22/15 | 67-76 | L | 9-2-4 | 0-3-1 | 22-6-2 | 5-7-0 | 2-5-0 | 3-1-0 | 11-9-2 | 4-3-4 | 9-5-0 | DNP | 2-1-0 | DNP |
| MOR | 12/30/15 | 75-72 | w | 25-4-3 | 2-2-5 | DNP | 2-1-0 | 5-5-0 | 8-3-0 | 7-3-0 | 12-0-0 | 6-2-1 | 0-1-0 | 6-5-0 | 0-1-0 |
| at WCU | 1/2/16 | 82-66 | w | 16-3-3 | 0-1-2 | 10-3-4 | 3-6-0 | 10-7-3 | 5-2-3 | 6-3-1 | 15-5-2 | 8-2-1 | DNP | 9-4-0 | DNP |
| at NCCUM | 01/04/16 | 72-68 | w | 12-1-4 | 5-4-0 | 11-3-3 | 2-2-0 | 12-12-1 | 6-2-4 | 6-1-2 | 9-1-1 | 9-7-0 | 0-0-1 | 0-3-0 | DNP |

31

| Opponent | Date | Score | | STOKES,TOR |
|----------|----------|--------|---|------------|
| AUM | 11/14/15 | 107-59 | w | 0-1-0 |
| GB | 11/17/15 | 103-90 | w | DNP |
| at VU | 11/20/15 | 51-86 | L | 2-0-0 |
| at GT | 11/22/15 | 69-68 | w | 2-4-0 |
| at CSU | 11/24/15 | 76-77 | L | 0-1-0 |
| UNCW | 11/28/15 | 73-94 | L | 0-0-0 |
| at TTU | 12/02/15 | 61-63 | L | DNP |
| MILL | 12/10/15 | 98-47 | w | 1-4-0 |
| at AVL | 12/15/15 | 64-84 | L | 0-0-0 |
| EKU | 12/18/15 | 87-81 | w | DNP |
| at UT | 12/22/15 | 67-76 | L | DNP |
| MOR | 12/30/15 | 75-72 | w | 2-1-0 |
| at WCU | 1/2/16 | 82-66 | w | DNP |
| at NCCUM | 01/04/16 | 72-68 | w | DNP |

THE STAT CREW SYSTEM
ETSU Game-by-Game Highs (as of Jan 02, 2016)
All games

| Opponent | Date | Score | Points | Rebounds | Assists | Steals | Blocked shots |
|---------------------------|----------------------|----------------|-----------------------------------|-------------------------------------|--|--|--|
| AVERETT | 11/14/15 | 107-59 | 19-GE'LAWN GUYN T.J. CROMER | 10-A.J. MERRIWEATH | 5-GE'LAWN GUYN | 5-A.J. MERRIWEATH | 2-DEUCE BELLO TORIANO STOKES GE'LAWN GUYN |
| GREEN BAY | 11/17/15 | 103-90 | 26-GE'LAWN GUYN | 8-GE'LAWN GUYN | 4-GE'LAWN GUYN DESONTA BRADF | 1-ABEDNEGO LUFIL GE'LAWN GUYN | 2-ISAAC BANKS ABEDNEGO LUFIL GE'LAWN GUYN PETER JURKIN |
| at Villanova | 11/20/15 | 51-86 | 12-T.J. CROMER | 5-DEUCE BELLO | 3-PETHEY MCCLAIN | 2-T.J. CROMER DEUCE BELLO | 2-DEUCE BELLO |
| at Georgia Tech | 11/22/15 | 69-68 | 24-GE'LAWN GUYN | 7-GE'LAWN GUYN | 2-A.J. MERRIWEATH T.J. CROMER PETHEY MCCLAIN | 2-PETHEY MCCLAIN | 1-GE'LAWN GUYN |
| at Charleston So. UNCW | 11/24/15 11/28/15 | 76-77 73-94 | 23-GE'LAWN GUYN 20-T.J. CROMER | 10-A.J. MERRIWEATH 5-T.J. CROMER | 6-PETHEY MCCLAIN 5-T.J. CROMER | 2-ABEDNEGO LUFIL 2-GE'LAWN GUYN T.J. CROMER | 4-ISAAC BANKS 2-GE'LAWN GUYN |
| at Tennessee Tech | 12/02/15 | 61-63 | 15-T.J. CROMER | 7-PETER JURKIN | 3-DEUCE BELLO T.J. CROMER GE'LAWN GUYN | 4-GE'LAWN GUYN | 1-ABEDNEGO LUFIL ISAAC BANKS GE'LAWN GUYN PETER JURKIN DESONTA BRADF |
| MILLIGAN COLLEGE | 12/10/15 | 98-47 | 18-GE'LAWN GUYN | 11-ABEDNEGO LUFIL | 3-GE'LAWN GUYN | 3-T.J. CROMER | 2-TORIANO STOKES |
| at UNC Asheville | 12/15/15 | 64-84 | 13-T.J. CROMER | 7-ISAAC BANKS | 4-PETHEY MCCLAIN | 2-DESONTA BRADF | None |
| EASTERN KENTUCKY | 12/18/15 | 87-81 | 27-GE'LAWN GUYN | 7-T.J. CROMER | 5-T.J. CROMER | 2-PETER JURKIN T.J. CROMER A.J. MERRIWEATH | 1-ABEDNEGO LUFIL |
| at Tennessee | 12/22/15 | 67-76 | 22-Guyn, Ge'Lawn | 9-A.J. MERRIWEATH | 4-DEUCE BELLO Cromer, T.J. | 1-DEUCE BELLO Guyn, Ge'Lawn Jurkin, Peter DESONTA BRADF | 1-Jurkin, Peter DESONTA BRADF |
| MOREHEAD STATE | 12/30/15 | 75-72 | 25-T.J. CROMER | 5-ABEDNEGO LUFIL ISAAC BANKS | 5-PETHEY MCCLAIN | 3-DEUCE BELLO | 1-DESONTA BRADF NIGEL HOLLEY PETHEY MCCLAIN |
| at Western Carolina | 1/2/16 | 82-66 | 16-T.J. CROMER | 7-ISAAC BANKS | 4-GE'LAWN GUYN | 4-PETHEY MCCLAIN | 2-PETER JURKIN |

THE STAT CREW SYSTEM
ETSU Team High/Low Analysis (as of Jan 04, 2016)
All games

ETSU - TEAM GAME HIGHS

| | | | |
|-----------------------|------|---------|------------------------------|
| POINTS | 107 | | AVERETT (11/14/15) |
| | 103 | | GREEN BAY (11/17/15) |
| | 98 | | MILLIGAN COLLEGE (12/10/15) |
| | 87 | | EASTERN KENTUCKY (12/18/15) |
| | 82 | | at Western Carolina (1/2/16) |
| FIELD GOALS MADE | 37 | | GREEN BAY (11/17/15) |
| | 35 | | AVERETT (11/14/15) |
| FIELD GOAL ATTEMPTS | 72 | | MILLIGAN COLLEGE (12/10/15) |
| | 72 | | GREEN BAY (11/17/15) |
| FIELD GOAL PERCENTAGE | .545 | (30-55) | EASTERN KENTUCKY (12/18/15) |
| | .538 | (35-65) | AVERETT (11/14/15) |
| 3 PT FIELD GOALS MADE | 10 | | EASTERN KENTUCKY (12/18/15) |
| | 10 | | at Charleston So. (11/24/15) |
| | 10 | | GREEN BAY (11/17/15) |
| 3 PT FG ATTEMPTS | 27 | | at Tennessee (12/22/15) |
| | 27 | | at Charleston So. (11/24/15) |
| 3 PT FG PERCENTAGE | .533 | (8-15) | at Western Carolina (1/2/16) |
| | .526 | (10-19) | EASTERN KENTUCKY (12/18/15) |
| FREE THROWS MADE | 32 | | AVERETT (11/14/15) |
| | 28 | | MILLIGAN COLLEGE (12/10/15) |
| FREE THROW ATTEMPTS | 39 | | AVERETT (11/14/15) |
| | 37 | | MILLIGAN COLLEGE (12/10/15) |
| FREE THROW PERCENTAGE | .905 | (19-21) | GREEN BAY (11/17/15) |
| | .900 | (9-10) | at Georgia Tech (11/22/15) |
| REBOUNDS | 55 | | MILLIGAN COLLEGE (12/10/15) |
| | 50 | | AVERETT (11/14/15) |
| ASSISTS | 19 | | at Western Carolina (1/2/16) |
| | 17 | | GREEN BAY (11/17/15) |
| STEALS | 12 | | MILLIGAN COLLEGE (12/10/15) |
| | 11 | | at Tennessee Tech (12/02/15) |
| BLOCKED SHOTS | 9 | | GREEN BAY (11/17/15) |
| | 9 | | AVERETT (11/14/15) |
| TURNOVERS | 21 | | UNCW (11/28/15) |
| | 18 | | EASTERN KENTUCKY (12/18/15) |
| FOULS | 29 | | at Tennessee Tech (12/02/15) |
| | 27 | | GREEN BAY (11/17/15) |

THE STAT CREW SYSTEM
ETSU High/Low Analysis (as of Jan 04, 2016)
All games

Opponent - GAME HIGHS

| | | | |
|-----------------------|------|---------|------------------------------|
| POINTS | 94 | | UNCW (11/28/15) |
| | 90 | | GREEN BAY (11/17/15) |
| | 86 | | at Villanova (11/20/15) |
| | 84 | | at UNC Asheville (12/15/15) |
| | 81 | | EASTERN KENTUCKY (12/18/15) |
| FIELD GOALS MADE | 41 | | UNCW (11/28/15) |
| | 33 | | at UNC Asheville (12/15/15) |
| FIELD GOAL ATTEMPTS | 75 | | GREEN BAY (11/17/15) |
| | 70 | | UNCW (11/28/15) |
| FIELD GOAL PERCENTAGE | .586 | (41-70) | UNCW (11/28/15) |
| | .532 | (33-62) | at UNC Asheville (12/15/15) |
| 3 PT FIELD GOALS MADE | 14 | | at Villanova (11/20/15) |
| | 11 | | EASTERN KENTUCKY (12/18/15) |
| | 11 | | at Charleston So. (11/24/15) |
| 3 PT FG ATTEMPTS | 34 | | at Villanova (11/20/15) |
| | 29 | | AVERETT (11/14/15) |
| 3 PT FG PERCENTAGE | .579 | (11-19) | at Charleston So. (11/24/15) |
| | .458 | (11-24) | EASTERN KENTUCKY (12/18/15) |
| FREE THROWS MADE | 31 | | at Tennessee Tech (12/02/15) |
| | 25 | | at Western Carolina (1/2/16) |
| FREE THROW ATTEMPTS | 38 | | at Tennessee Tech (12/02/15) |
| | 38 | | GREEN BAY (11/17/15) |
| FREE THROW PERCENTAGE | .864 | (19-22) | at Georgia Tech (11/22/15) |
| | .862 | (25-29) | at Western Carolina (1/2/16) |
| REBOUNDS | 51 | | at Tennessee Tech (12/02/15) |
| | 46 | | at Tennessee (12/22/15) |
| ASSISTS | 19 | | at UNC Asheville (12/15/15) |
| | 19 | | at Villanova (11/20/15) |
| STEALS | 11 | | GREEN BAY (11/17/15) |
| | 10 | | UNCW (11/28/15) |
| BLOCKED SHOTS | 9 | | at Tennessee Tech (12/02/15) |
| | 6 | | at Tennessee (12/22/15) |
| | 6 | | MILLIGAN COLLEGE (12/10/15) |
| TURNOVERS | 21 | | EASTERN KENTUCKY (12/18/15) |
| | 21 | | MILLIGAN COLLEGE (12/10/15) |
| | 21 | | AVERETT (11/14/15) |
| FOULS | 30 | | MILLIGAN COLLEGE (12/10/15) |
| | 30 | | AVERETT (11/14/15) |

THE STAT CREW SYSTEM
ETSU High/Low Analysis (as of Jan 04, 2016)
All games

ETSU - GAME LOWS

| | | | |
|-----------------------|------|---------|------------------------------|
| POINTS | 51 | | at Villanova (11/20/15) |
| | 61 | | at Tennessee Tech (12/02/15) |
| | 64 | | at UNC Asheville (12/15/15) |
| | 67 | | at Tennessee (12/22/15) |
| | 69 | | at Georgia Tech (11/22/15) |
| FIELD GOALS MADE | 19 | | at Villanova (11/20/15) |
| | 22 | | MOREHEAD STATE (12/30/15) |
| FIELD GOAL ATTEMPTS | 47 | | MOREHEAD STATE (12/30/15) |
| | 51 | | at UNC Asheville (12/15/15) |
| FIELD GOAL PERCENTAGE | .322 | (19-59) | at Villanova (11/20/15) |
| | .366 | (26-71) | at Tennessee Tech (12/02/15) |
| 3 PT FIELD GOALS MADE | 4 | | at Villanova (11/20/15) |
| | 4 | | at Tennessee Tech (12/02/15) |
| 3 PT FG ATTEMPTS | 15 | | UNCW (11/28/15) |
| | 15 | | at Tennessee Tech (12/02/15) |
| | 15 | | at Western Carolina (1/2/16) |
| 3 PT FG PERCENTAGE | .182 | (4-22) | at Villanova (11/20/15) |
| | .227 | (5-22) | AVERETT (11/14/15) |
| FREE THROWS MADE | 5 | | at Tennessee Tech (12/02/15) |
| | 9 | | at Villanova (11/20/15) |
| | 9 | | at Georgia Tech (11/22/15) |
| | 9 | | at Tennessee (12/22/15) |
| FREE THROW ATTEMPTS | 9 | | at Tennessee Tech (12/02/15) |
| | 10 | | at Georgia Tech (11/22/15) |
| FREE THROW PERCENTAGE | .435 | (10-23) | at UNC Asheville (12/15/15) |
| | .556 | (5-9) | at Tennessee Tech (12/02/15) |
| REBOUNDS | 24 | | UNCW (11/28/15) |
| | 27 | | at UNC Asheville (12/15/15) |
| ASSISTS | 8 | | at Georgia Tech (11/22/15) |
| | 9 | | MOREHEAD STATE (12/30/15) |
| STEALS | 2 | | GREEN BAY (11/17/15) |
| | 4 | | at Charleston So. (11/24/15) |
| | 4 | | at Tennessee (12/22/15) |
| BLOCKED SHOTS | 0 | | at UNC Asheville (12/15/15) |
| | 1 | | at Georgia Tech (11/22/15) |
| | 1 | | EASTERN KENTUCKY (12/18/15) |
| | 1 | | at N.C. Central (01/04/16) |
| TURNOVERS | 7 | | at Georgia Tech (11/22/15) |
| | 9 | | AVERETT (11/14/15) |
| | 9 | | at Charleston So. (11/24/15) |
| FOULS | 12 | | at Villanova (11/20/15) |
| | 12 | | UNCW (11/28/15) |

THE STAT CREW SYSTEM
ETSU High/Low Analysis (as of Jan 04, 2016)
All games

Opponent - GAME LOWS

| | | |
|-----------------------|--------------|------------------------------|
| POINTS | 47 | MILLIGAN COLLEGE (12/10/15) |
| | 59 | AVERETT (11/14/15) |
| | 63 | at Tennessee Tech (12/02/15) |
| | 66 | at Western Carolina (1/2/16) |
| | 68 | at Georgia Tech (11/22/15) |
| | 68 | at N.C. Central (01/04/16) |
| FIELD GOALS MADE | 14 | at Tennessee Tech (12/02/15) |
| FIELD GOAL ATTEMPTS | 17 | MILLIGAN COLLEGE (12/10/15) |
| | 49 | at Tennessee Tech (12/02/15) |
| FIELD GOAL PERCENTAGE | 49 | EASTERN KENTUCKY (12/18/15) |
| | .286 (14-49) | at Tennessee Tech (12/02/15) |
| 3 PT FIELD GOALS MADE | .304 (17-56) | MILLIGAN COLLEGE (12/10/15) |
| | 3 | MILLIGAN COLLEGE (12/10/15) |
| 3 PT FG ATTEMPTS | 3 | at Western Carolina (1/2/16) |
| | 15 | GREEN BAY (11/17/15) |
| 3 PT FG PERCENTAGE | 16 | MILLIGAN COLLEGE (12/10/15) |
| | .107 (3-28) | at Western Carolina (1/2/16) |
| FREE THROWS MADE | .188 (3-16) | MILLIGAN COLLEGE (12/10/15) |
| | 5 | UNCW (11/28/15) |
| FREE THROW ATTEMPTS | 8 | at Villanova (11/20/15) |
| | 8 | at Charleston So. (11/24/15) |
| FREE THROW PERCENTAGE | 10 | UNCW (11/28/15) |
| | 12 | at Villanova (11/20/15) |
| REBOUNDS | .500 (5-10) | UNCW (11/28/15) |
| | .526 (10-19) | MOREHEAD STATE (12/30/15) |
| ASSISTS | 26 | EASTERN KENTUCKY (12/18/15) |
| | 32 | at N.C. Central (01/04/16) |
| STEALS | 4 | MILLIGAN COLLEGE (12/10/15) |
| | 6 | at Tennessee Tech (12/02/15) |
| BLOCKED SHOTS | 2 | at Charleston So. (11/24/15) |
| | 2 | at Tennessee Tech (12/02/15) |
| TURNOVERS | 0 | AVERETT (11/14/15) |
| | 1 | at Charleston So. (11/24/15) |
| FOULS | 1 | EASTERN KENTUCKY (12/18/15) |
| | 1 | at N.C. Central (01/04/16) |
| | 8 | at Tennessee (12/22/15) |
| | 9 | GREEN BAY (11/17/15) |
| | 9 | at Georgia Tech (11/22/15) |
| | 12 | at Tennessee (12/22/15) |
| | 14 | at Villanova (11/20/15) |
| | 14 | at Georgia Tech (11/22/15) |