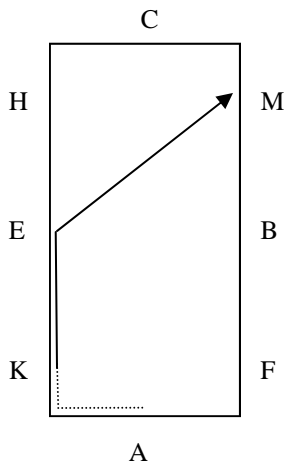
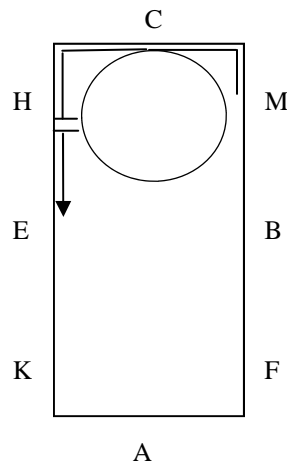


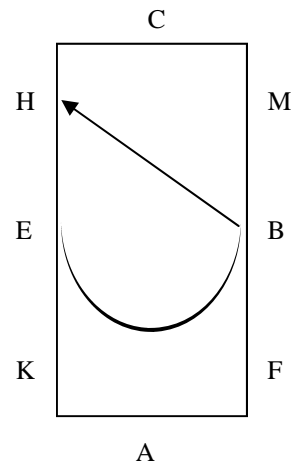
**2012-2013 NCEA TEST BANK
PATTERN #25**



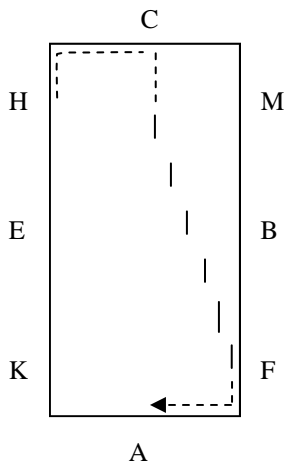
1. A - Enter working walk, turn left
K - Working canter, left lead
KEM - Proceed working canter



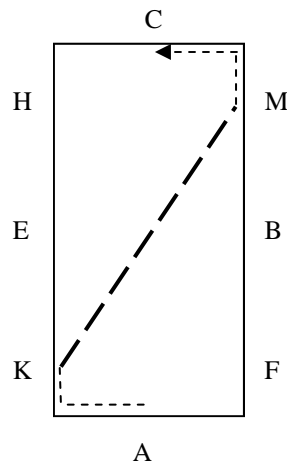
2. C - 15m circle, collected canter
C - Continue working canter
Btwn H&E - Change of lead



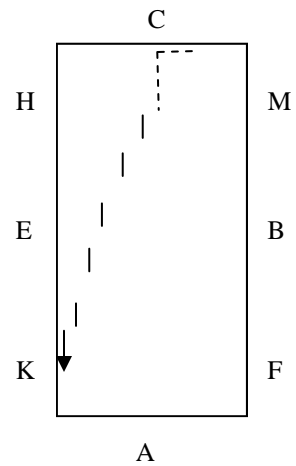
3. EB - 20m 1/2 circle holding right lead
BH - Change direction



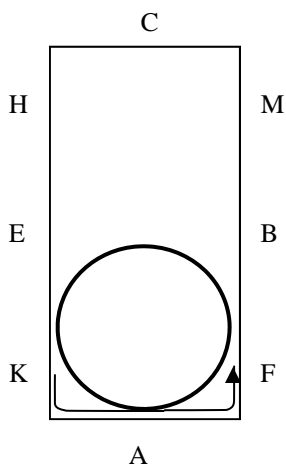
4. H - Working trot sitting
C - Turn down centerline
GF - Leg yield to rail
F - Continue working trot sitting



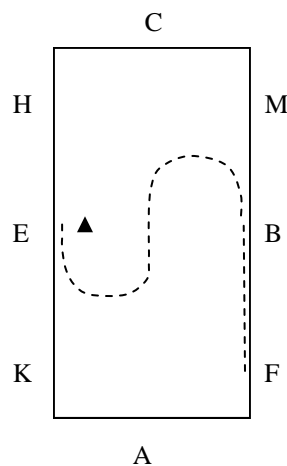
5. KXM - Lengthen trot rising
M - Working trot sitting



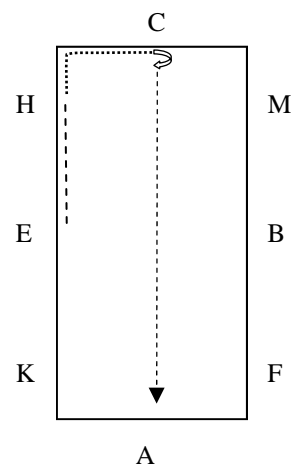
6. C - Turn down centerline
GK - Leg yield to rail



7. K - Working canter, left lead
A - 20m circle, lengthen canter
A - Continue working canter



8. F - Working trot rising, drop stirrups
BE - 2 loop serpentine



9. H - Working walk
C - 1/4 turn on the haunches, proceed working trot rising
A - Exit arena working trot rising